


SUPPORT & RESISTANCE

RECOMMENDATION

Selasa, 9 Juni 2026

 EURUSD	1.14731 SUP 2	1.15022 SUP 1	1.15573 RES 1	1.15833 RES 2
1:1 RISK TO REWARD RATIO	1.14471 SUP 3	1.15282 PIVOT POINT		1.16124 RES 3
SELL	1.15573 STOP LOSS		1.15022 TAKE PROFIT	

 USDJPY	159.593 SUP 2	159.879 SUP 1	160.419 RES 1	160.673 RES 2
1:1 RISK TO REWARD RATIO	159.339 SUP 3	160.133 PIVOT POINT		160.959 RES 3
BUY	159.879 STOP LOSS		160.419 TAKE PROFIT	


 GBPUSD	1.32735 SUP 2	1.33053 SUP 1	1.33691 RES 1	1.34011 RES 2
1:1 RISK TO REWARD RATIO	1.32415 SUP 3	1.33373 PIVOT POINT		1.34329 RES 3
SELL	1.33691 STOP LOSS		1.33053 TAKE PROFIT	


 AUDUSD	0.70045 <small>SUP 2</small>	0.70245 <small>SUP 1</small>	0.70711 <small>RES 1</small>	0.70977 <small>RES 2</small>
1:2 <small>RISK TO REWARD RATIO</small>	0.69779 <small>SUP 3</small>	0.70511 <small>PIVOT POINT</small>		0.71177 <small>RES 3</small>
BUY	0.70245 <small>STOP LOSS</small>		0.70711 <small>TAKE PROFIT</small>	


 USDCAD	1.39115 <small>SUP 2</small>	1.39322 <small>SUP 1</small>	1.39671 <small>RES 1</small>	1.39813 <small>RES 2</small>
1:1 <small>RISK TO REWARD RATIO</small>	1.38973 <small>SUP 3</small>	1.39464 <small>PIVOT POINT</small>		1.40020 <small>RES 3</small>
BUY	1.39322 <small>STOP LOSS</small>		1.39671 <small>TAKE PROFIT</small>	


 USDCHF	0.79310 <small>SUP 2</small>	0.79546 <small>SUP 1</small>	0.79939 <small>RES 1</small>	0.80096 <small>RES 2</small>
1:1 <small>RISK TO REWARD RATIO</small>	0.79153 <small>SUP 3</small>	0.79703 <small>PIVOT POINT</small>		0.80332 <small>RES 3</small>
SELL	0.79939 <small>STOP LOSS</small>		0.79546 <small>TAKE PROFIT</small>	

 NZDUSD	0.57589 <small>SUP 2</small>	0.57835 <small>SUP 1</small>	0.58346 <small>RES 1</small>	0.58611 <small>RES 2</small>
1:1 <small>RISK TO REWARD RATIO</small>	0.57324 <small>SUP 3</small>	0.58100 <small>PIVOT POINT</small>		0.58857 <small>RES 3</small>
SELL	0.58346 <small>STOP LOSS</small>		0.57835 <small>TAKE PROFIT</small>	

 XAUUSD	4,232.40 <small>SUP 2</small>	4,280.97 <small>SUP 1</small>	4,365.68 <small>RES 1</small>	4,401.82 <small>RES 2</small>
1:1 <small>RISK TO REWARD RATIO</small>	4,196.26 <small>SUP 3</small>	4,317.11 <small>PIVOT POINT</small>		4,450.39 <small>RES 3</small>
SELL	4,365.68 <small>STOP LOSS</small>		4,280.97 <small>TAKE PROFIT</small>	


 CLR	87.29 <small>SUP 2</small>	89.26 <small>SUP 1</small>	94.32 <small>RES 1</small>	97.41 <small>RES 2</small>
1:2 <small>RISK TO REWARD RATIO</small>	84.20 <small>SUP 3</small>	92.35 <small>PIVOT POINT</small>		99.38 <small>RES 3</small>
BUY	89.26 <small>STOP LOSS</small>		94.32 <small>TAKE PROFIT</small>	


 XAGUSD	64.963 SUP 2	66.556 SUP 1	69.326 RES 1	70.503 RES 2
1:1 RISK TO REWARD RATIO	63.786 SUP 3	67.733 PIVOT POINT		72.096 RES 3
SELL	69.326 STOP LOSS		66.556 TAKE PROFIT	

 NIK	62,442 SUP 2	63,953 SUP 1	66,438 RES 1	67,412 RES 2
1:2 RISK TO REWARD RATIO	61,468 SUP 3	64,927 PIVOT POINT		68,923 RES 3
SELL	66,438 STOP LOSS		63,953 TAKE PROFIT	

 HAS	24,175 SUP 2	24,366 SUP 1	24,752 RES 1	24,947 RES 2
1:1 RISK TO REWARD RATIO	23,980 SUP 3	24,561 PIVOT POINT		25,138 RES 3
BUY	24,366 STOP LOSS		24,752 TAKE PROFIT	

 DJ	50,219 SUP 2	50,527 SUP 1	51,232 RES 1	51,629 RES 2
1:1 RISK TO REWARD RATIO	49,822 SUP 3	50,924 PIVOT POINT		51,937 RES 3
BUY	50,527 STOP LOSS		51,232 TAKE PROFIT	

 NQ	28,416.67 SUP 2	28,930.58 SUP 1	29,849.83 RES 1	30,255.17 RES 2
1:1 RISK TO REWARD RATIO	28,011.33 SUP 3	29,335.92 PIVOT POINT		30,769.08 RES 3
SELL	29,849.83 STOP LOSS		28,930.58 TAKE PROFIT	

 SP	7,293.92 SUP 2	7,353.58 SUP 1	7,474.58 RES 1	7,535.92 RES 2
1:1 RISK TO REWARD RATIO	7,232.58 SUP 3	7,414.92 PIVOT POINT		7,595.58 RES 3
BUY	7,353.58 STOP LOSS		7,474.58 TAKE PROFIT	



Dibuat Oleh:

VALBURY EDUCATION & RESEARCH DEPARTMENT

Disclaimer:

Informasi dalam publikasi ini disusun oleh PT Valbury Asia Futures. Materi ini bukan penawaran atau ajakan untuk melaksanakan transaksi dalam instrumen apapun. Valbury tidak bertanggung jawab atas segala penggunaan dan akibat yang mungkin diambil atau muncul berdasarkan publikasi ini. Tidak ada pernyataan atau jaminan yang diberikan mengenai keakuratan atau kelengkapan publikasi ini, sehingga setiap pihak yang bertindak berdasarkan informasi yang ditampilkan melalukan sepenuhnya atas risiko mereka sendiri. Perdagangan berjangka komoditi memiliki risiko yang tinggi. Informasi yang diberikan tidak memperhatikan tujuan investasi tertentu dan kebutuhan pihak yang menerimanya.