


SUPPORT & RESISTANCE


RECOMMENDATION

Kamis, 9 Juli 2026


 EURUSD	1.13722 SUP 2	1.13939 SUP 1	1.14342 RES 1	1.14528 RES 2
1:1 RISK TO REWARD RATIO	1.13536 SUP 3	1.14125 PIVOT POINT		1.14745 RES 3
SELL	1.14342 STOP LOSS		1.13939 TAKE PROFIT	


 USDJPY	161.714 SUP 2	162.169 SUP 1	162.890 RES 1	163.156 RES 2
1:1 RISK TO REWARD RATIO	161.448 SUP 3	162.435 PIVOT POINT		163.611 RES 3
SELL	162.890 STOP LOSS		162.169 TAKE PROFIT	


 GBPUSD	1.32849 SUP 2	1.33363 SUP 1	1.34245 RES 1	1.34613 RES 2
1:1 RISK TO REWARD RATIO	1.32481 SUP 3	1.33731 PIVOT POINT		1.35127 RES 3
SELL	1.34245 STOP LOSS		1.33363 TAKE PROFIT	

 AUDUSD	0.68871 SUP 2	0.69084 SUP 1	0.69487 RES 1	0.69677 RES 2
1:1 RISK TO REWARD RATIO	0.68681 SUP 3	0.69274 PIVOT POINT		0.69890 RES 3
BUY	0.69084 STOP LOSS		0.69487 TAKE PROFIT	


 USDCAD	1.41248 SUP 2	1.41487 SUP 1	1.42022 RES 1	1.42318 RES 2
1:1 RISK TO REWARD RATIO	1.40952 SUP 3	1.41783 PIVOT POINT		1.42557 RES 3
BUY	1.41487 STOP LOSS		1.42022 TAKE PROFIT	

 USDCHF	0.80403 SUP 2	0.80616 SUP 1	0.81059 RES 1	0.81289 RES 2
1:1 RISK TO REWARD RATIO	0.80173 SUP 3	0.80846 PIVOT POINT		0.81502 RES 3
BUY	0.80616 STOP LOSS		0.81059 TAKE PROFIT	

 NZDUSD	0.56468 SUP 2	0.56729 SUP 1	0.57222 RES 1	0.57454 RES 2
1:1 RISK TO REWARD RATIO	0.56236 SUP 3	0.56961 PIVOT POINT		0.57715 RES 3
SELL	0.57222 STOP LOSS		0.56729 TAKE PROFIT	


 XAUUSD	3,965.50 SUP 2	4,021.36 SUP 1	4,133.44 RES 1	4,189.66 RES 2
1:1 RISK TO REWARD RATIO	3,909.28 SUP 3	4,077.58 PIVOT POINT		4,245.52 RES 3
BUY	4,021.36 STOP LOSS		4,133.44 TAKE PROFIT	


 CLR	69.79 SUP 2	72.18 SUP 1	76.51 RES 1	78.45 RES 2
1:1 RISK TO REWARD RATIO	67.85 SUP 3	74.12 PIVOT POINT		80.84 RES 3
SELL	76.51 STOP LOSS		72.18 TAKE PROFIT	

 XAGUSD	55.016 SUP 2	56.638 SUP 1	60.443 RES 1	62.626 RES 2
1:1 RISK TO REWARD RATIO	52.833 SUP 3	58.821 PIVOT POINT		64.248 RES 3
BUY	56.638 STOP LOSS		60.443 TAKE PROFIT	

 NIK	64,065 SUP 2	65,860 SUP 1	69,000 RES 1	70,345 RES 2
1:1 RISK TO REWARD RATIO	62,720 SUP 3	67,205 PIVOT POINT		72,140 RES 3
SELL	69,000 STOP LOSS		65,860 TAKE PROFIT	

 HAS	23,034 SUP 2	23,505 SUP 1	24,374 RES 1	24,772 RES 2
1:1 RISK TO REWARD RATIO	22,636 SUP 3	23,903 PIVOT POINT		25,243 RES 3
SELL	24,374 STOP LOSS		23,505 TAKE PROFIT	

 DJ	51,845 SUP 2	52,217 SUP 1	53,081 RES 1	53,573 RES 2
1:1 RISK TO REWARD RATIO	51,353 SUP 3	52,709 PIVOT POINT		53,945 RES 3
BUY	52,217 STOP LOSS		53,081 TAKE PROFIT	

 NQ	28,649.17 SUP 2	29,036.08 SUP 1	29,682.83 RES 1	29,942.67 RES 2
1:1 RISK TO REWARD RATIO	28,389.33 SUP 3	29,295.92 PIVOT POINT		30,329.58 RES 3
SELL	29,682.83 STOP LOSS		29,036.08 TAKE PROFIT	

 SP	7,423.42 SUP 2	7,473.33 SUP 1	7,567.83 RES 1	7,612.42 RES 2
1:1 RISK TO REWARD RATIO	7,378.83 SUP 3	7,517.92 PIVOT POINT		7,662.33 RES 3
SELL	7,567.83 STOP LOSS		7,473.33 TAKE PROFIT	



Dibuat Oleh:

VALBURY EDUCATION & RESEARCH DEPARTMENT

Disclaimer:

Informasi dalam publikasi ini disusun oleh PT Valbury Asia Futures. Materi ini bukan penawaran atau ajakan untuk melaksanakan transaksi dalam instrumen apapun. Valbury tidak bertanggung jawab atas segala penggunaan dan akibat yang mungkin diambil atau muncul berdasarkan publikasi ini. Tidak ada pernyataan atau jaminan yang diberikan mengenai keakuratan atau kelengkapan publikasi ini, sehingga setiap pihak yang bertindak berdasarkan informasi yang ditampilkan melalukan sepenuhnya atas risiko mereka sendiri. Perdagangan berjangka komoditi memiliki risiko yang tinggi. Informasi yang diberikan tidak memperhatikan tujuan investasi tertentu dan kebutuhan pihak yang menerimanya.