


SUPPORT & RESISTANCE

RECOMMENDATION

Senin, 8 Juni 2026

 EURUSD	1.14362 <small>SUP 2</small>	1.14804 <small>SUP 1</small>	1.16064 <small>RES 1</small>	1.16882 <small>RES 2</small>
1:2 <small>RISK TO REWARD RATIO</small>	1.13544 <small>SUP 3</small>	1.15622 <small>PIVOT POINT</small>		1.17324 <small>RES 3</small>
BUY	1.14804 <small>STOP LOSS</small>		1.16064 <small>TAKE PROFIT</small>	

 USDJPY	159.481 <small>SUP 2</small>	159.832 <small>SUP 1</small>	160.435 <small>RES 1</small>	160.687 <small>RES 2</small>
1:1 <small>RISK TO REWARD RATIO</small>	159.229 <small>SUP 3</small>	160.084 <small>PIVOT POINT</small>		161.038 <small>RES 3</small>
SELL	160.435 <small>STOP LOSS</small>		159.832 <small>TAKE PROFIT</small>	


 GBPUSD	1.32308 <small>SUP 2</small>	1.32843 <small>SUP 1</small>	1.34370 <small>RES 1</small>	1.35362 <small>RES 2</small>
1:2 <small>RISK TO REWARD RATIO</small>	1.31316 <small>SUP 3</small>	1.33835 <small>PIVOT POINT</small>		1.35897 <small>RES 3</small>
BUY	1.32843 <small>STOP LOSS</small>		1.34370 <small>TAKE PROFIT</small>	


 AUDUSD	0.69710 <small>SUP 2</small>	0.70079 <small>SUP 1</small>	0.71125 <small>RES 1</small>	0.71802 <small>RES 2</small>
1:2 <small>RISK TO REWARD RATIO</small>	0.69033 <small>SUP 3</small>	0.70756 <small>PIVOT POINT</small>		0.72171 <small>RES 3</small>
BUY	0.70079 <small>STOP LOSS</small>		0.71125 <small>TAKE PROFIT</small>	


 USDCAD	1.38344 <small>SUP 2</small>	1.38875 <small>SUP 1</small>	1.39718 <small>RES 1</small>	1.40030 <small>RES 2</small>
1:2 <small>RISK TO REWARD RATIO</small>	1.38032 <small>SUP 3</small>	1.39187 <small>PIVOT POINT</small>		1.40561 <small>RES 3</small>
SELL	1.39718 <small>STOP LOSS</small>		1.38875 <small>TAKE PROFIT</small>	


 USDCHF	0.78368 <small>SUP 2</small>	0.78981 <small>SUP 1</small>	0.79941 <small>RES 1</small>	0.80288 <small>RES 2</small>
1:2 <small>RISK TO REWARD RATIO</small>	0.78021 <small>SUP 3</small>	0.79328 <small>PIVOT POINT</small>		0.80901 <small>RES 3</small>
SELL	0.79941 <small>STOP LOSS</small>		0.78981 <small>TAKE PROFIT</small>	

 NZDUSD	0.57306 SUP 2	0.57632 SUP 1	0.58563 RES 1	0.59168 RES 2
1:2 RISK TO REWARD RATIO	0.56701 SUP 3	0.58237 PIVOT POINT		0.59494 RES 3
BUY	0.57632 STOP LOSS		0.58563 TAKE PROFIT	

 XAUUSD	4,203.44 SUP 2	4,260.43 SUP 1	4,427.89 RES 1	4,538.36 RES 2
1:2 RISK TO REWARD RATIO	4,092.97 SUP 3	4,370.90 PIVOT POINT		4,595.35 RES 3
BUY	4,260.43 STOP LOSS		4,427.89 TAKE PROFIT	


 CLR	87.20 SUP 2	88.69 SUP 1	92.63 RES 1	95.08 RES 2
1:2 RISK TO REWARD RATIO	84.75 SUP 3	91.14 PIVOT POINT		96.57 RES 3
BUY	88.69 STOP LOSS		92.63 TAKE PROFIT	


 XAGUSD	63.679 SUP 2	65.853 SUP 1	72.151 RES 1	76.275 RES 2
1:2 RISK TO REWARD RATIO	59.555 SUP 3	69.977 PIVOT POINT		78.449 RES 3
BUY	65.853 STOP LOSS		72.151 TAKE PROFIT	

 NIK	60,870 SUP 2	62,260 SUP 1	66,280 RES 1	68,910 RES 2
1:2 RISK TO REWARD RATIO	58,240 SUP 3	64,890 PIVOT POINT		70,300 RES 3
BUY	62,260 STOP LOSS		66,280 TAKE PROFIT	

 HAS	24,137 SUP 2	24,337 SUP 1	24,928 RES 1	25,319 RES 2
1:2 RISK TO REWARD RATIO	23,746 SUP 3	24,728 PIVOT POINT		25,519 RES 3
BUY	24,337 STOP LOSS		24,928 TAKE PROFIT	

 DJ	50,078 <small>SUP 2</small>	50,430 <small>SUP 1</small>	51,470 <small>RES 1</small>	52,158 <small>RES 2</small>
1:2 <small>RISK TO REWARD RATIO</small>	49,390 <small>SUP 3</small>	51,118 <small>PIVOT POINT</small>		52,510 <small>RES 3</small>
BUY	50,430 <small>STOP LOSS</small>		51,470 <small>TAKE PROFIT</small>	

 NQ	27,753.00 <small>SUP 2</small>	28,291.50 <small>SUP 1</small>	29,894.25 <small>RES 1</small>	30,958.50 <small>RES 2</small>
1:2 <small>RISK TO REWARD RATIO</small>	26,688.75 <small>SUP 3</small>	29,355.75 <small>PIVOT POINT</small>		31,497.00 <small>RES 3</small>
BUY	28,291.50 <small>STOP LOSS</small>		29,894.25 <small>TAKE PROFIT</small>	

 SP	7,214.75 <small>SUP 2</small>	7,291.25 <small>SUP 1</small>	7,517.25 <small>RES 1</small>	7,666.75 <small>RES 2</small>
1:2 <small>RISK TO REWARD RATIO</small>	7,065.25 <small>SUP 3</small>	7,440.75 <small>PIVOT POINT</small>		7,743.25 <small>RES 3</small>
BUY	7,291.25 <small>STOP LOSS</small>		7,517.25 <small>TAKE PROFIT</small>	



Dibuat Oleh:

VALBURY EDUCATION & RESEARCH DEPARTMENT

Disclaimer:

Informasi dalam publikasi ini disusun oleh PT Valbury Asia Futures. Materi ini bukan penawaran atau ajakan untuk melaksanakan transaksi dalam instrumen apapun. Valbury tidak bertanggung jawab atas segala penggunaan dan akibat yang mungkin diambil atau muncul berdasarkan publikasi ini. Tidak ada pernyataan atau jaminan yang diberikan mengenai keakuratan atau kelengkapan publikasi ini, sehingga setiap pihak yang bertindak berdasarkan informasi yang ditampilkan melalukan sepenuhnya atas risiko mereka sendiri. Perdagangan berjangka komoditi memiliki risiko yang tinggi. Informasi yang diberikan tidak memperhatikan tujuan investasi tertentu dan kebutuhan pihak yang menerimanya.