


SUPPORT & RESISTANCE

RECOMMENDATION

Senin, 6 Juli 2026

 EURUSD	1.13977 <small>SUP 2</small>	1.14169 <small>SUP 1</small>	1.14586 <small>RES 1</small>	1.14811 <small>RES 2</small>
1:1 <small>RISK TO REWARD RATIO</small>	1.13752 <small>SUP 3</small>	1.14394 <small>PIVOT POINT</small>		1.15003 <small>RES 3</small>
BUY	1.14169 <small>STOP LOSS</small>		1.14586 <small>TAKE PROFIT</small>	


 USDJPY	160.086 <small>SUP 2</small>	160.722 <small>SUP 1</small>	161.749 <small>RES 1</small>	162.140 <small>RES 2</small>
1:2 <small>RISK TO REWARD RATIO</small>	159.695 <small>SUP 3</small>	161.113 <small>PIVOT POINT</small>		162.776 <small>RES 3</small>
SELL	161.749 <small>STOP LOSS</small>		160.722 <small>TAKE PROFIT</small>	


 GBPUSD	1.33093 <small>SUP 2</small>	1.33312 <small>SUP 1</small>	1.33778 <small>RES 1</small>	1.34025 <small>RES 2</small>
1:1 <small>RISK TO REWARD RATIO</small>	1.32846 <small>SUP 3</small>	1.33559 <small>PIVOT POINT</small>		1.34244 <small>RES 3</small>
BUY	1.33312 <small>STOP LOSS</small>		1.33778 <small>TAKE PROFIT</small>	

 AUDUSD	0.68900 <small>SUP 2</small>	0.69129 <small>SUP 1</small>	0.69538 <small>RES 1</small>	0.69718 <small>RES 2</small>
1:1 <small>RISK TO REWARD RATIO</small>	0.68720 <small>SUP 3</small>	0.69309 <small>PIVOT POINT</small>		0.69947 <small>RES 3</small>
SELL	0.69538 <small>STOP LOSS</small>		0.69129 <small>TAKE PROFIT</small>	

 USDCAD	1.41414 <small>SUP 2</small>	1.41713 <small>SUP 1</small>	1.42186 <small>RES 1</small>	1.42360 <small>RES 2</small>
1:2 <small>RISK TO REWARD RATIO</small>	1.41240 <small>SUP 3</small>	1.41887 <small>PIVOT POINT</small>		1.42659 <small>RES 3</small>
SELL	1.42186 <small>STOP LOSS</small>		1.41713 <small>TAKE PROFIT</small>	


 USDCHF	0.79949 <small>SUP 2</small>	0.80162 <small>SUP 1</small>	0.80527 <small>RES 1</small>	0.80679 <small>RES 2</small>
1:1 <small>RISK TO REWARD RATIO</small>	0.79797 <small>SUP 3</small>	0.80314 <small>PIVOT POINT</small>		0.80892 <small>RES 3</small>
SELL	0.80527 <small>STOP LOSS</small>		0.80162 <small>TAKE PROFIT</small>	

 NZDUSD	0.56695 <small>SUP 2</small>	0.56874 <small>SUP 1</small>	0.57249 <small>RES 1</small>	0.57445 <small>RES 2</small>
1:1 <small>RISK TO REWARD RATIO</small>	0.56499 <small>SUP 3</small>	0.57070 <small>PIVOT POINT</small>		0.57624 <small>RES 3</small>
BUY	0.56874 <small>STOP LOSS</small>		0.57249 <small>TAKE PROFIT</small>	

 XAUUSD	4,089.90 <small>SUP 2</small>	4,132.68 <small>SUP 1</small>	4,206.76 <small>RES 1</small>	4,238.06 <small>RES 2</small>
1:1 <small>RISK TO REWARD RATIO</small>	4,058.60 <small>SUP 3</small>	4,163.98 <small>PIVOT POINT</small>		4,280.84 <small>RES 3</small>
SELL	4,206.76 <small>STOP LOSS</small>		4,132.68 <small>TAKE PROFIT</small>	


 CLR	67.51 <small>SUP 2</small>	68.12 <small>SUP 1</small>	69.29 <small>RES 1</small>	69.85 <small>RES 2</small>
1:1 <small>RISK TO REWARD RATIO</small>	66.95 <small>SUP 3</small>	68.68 <small>PIVOT POINT</small>		70.46 <small>RES 3</small>
SELL	69.29 <small>STOP LOSS</small>		68.12 <small>TAKE PROFIT</small>	


 XAGUSD	60.062 SUP 2	61.213 SUP 1	63.190 RES 1	64.016 RES 2
1:1 RISK TO REWARD RATIO	59.236 SUP 3	62.039 PIVOT POINT		65.167 RES 3
SELL	63.190 STOP LOSS		61.213 TAKE PROFIT	

 NIK	66,853 SUP 2	68,242 SUP 1	70,522 RES 1	71,413 RES 2
1:2 RISK TO REWARD RATIO	65,962 SUP 3	69,133 PIVOT POINT		72,802 RES 3
SELL	70,522 STOP LOSS		68,242 TAKE PROFIT	

 HAS	22,877 SUP 2	23,061 SUP 1	23,475 RES 1	23,705 RES 2
1:1 RISK TO REWARD RATIO	22,647 SUP 3	23,291 PIVOT POINT		23,889 RES 3
BUY	23,061 STOP LOSS		23,475 TAKE PROFIT	

 DJ	52,879 SUP 2	53,016 SUP 1	53,342 RES 1	53,531 RES 2
1:1 RISK TO REWARD RATIO	52,690 SUP 3	53,205 PIVOT POINT		53,668 RES 3
BUY	53,016 STOP LOSS		53,342 TAKE PROFIT	

 NQ	29,360.17 SUP 2	29,630.83 SUP 1	30,062.83 RES 1	30,224.17 RES 2
1:2 RISK TO REWARD RATIO	29,198.83 SUP 3	29,792.17 PIVOT POINT		30,494.83 RES 3
SELL	30,062.83 STOP LOSS		29,630.83 TAKE PROFIT	

 SP	7,506.17 SUP 2	7,531.33 SUP 1	7,573.33 RES 1	7,590.17 RES 2
1:1 RISK TO REWARD RATIO	7,489.33 SUP 3	7,548.17 PIVOT POINT		7,615.33 RES 3
SELL	7,573.33 STOP LOSS		7,531.33 TAKE PROFIT	



Dibuat Oleh:

VALBURY EDUCATION & RESEARCH DEPARTMENT

Disclaimer:

Informasi dalam publikasi ini disusun oleh PT Valbury Asia Futures. Materi ini bukan penawaran atau ajakan untuk melaksanakan transaksi dalam instrumen apapun. Valbury tidak bertanggung jawab atas segala penggunaan dan akibat yang mungkin diambil atau muncul berdasarkan publikasi ini. Tidak ada pernyataan atau jaminan yang diberikan mengenai keakuratan atau kelengkapan publikasi ini, sehingga setiap pihak yang bertindak berdasarkan informasi yang ditampilkan melalukan sepenuhnya atas risiko mereka sendiri. Perdagangan berjangka komoditi memiliki risiko yang tinggi. Informasi yang diberikan tidak memperhatikan tujuan investasi tertentu dan kebutuhan pihak yang menerimanya.