

SUPPORT & RESISTANCE

RECOMMENDATION

Rabu, 3 Juni 2026


 EURUSD	1.15909 <small>SUP 2</small>	1.16108 <small>SUP 1</small>	1.16528 <small>RES 1</small>	1.16749 <small>RES 2</small>
1:1 <small>RISK TO REWARD RATIO</small>	1.15688 <small>SUP 3</small>	1.16329 <small>PIVOT POINT</small>		1.16948 <small>RES 3</small>
BUY	1.16108 <small>STOP LOSS</small>		1.16528 <small>TAKE PROFIT</small>	


 USDJPY	159.394 <small>SUP 2</small>	159.658 <small>SUP 1</small>	160.084 <small>RES 1</small>	160.246 <small>RES 2</small>
1:1 <small>RISK TO REWARD RATIO</small>	159.232 <small>SUP 3</small>	159.820 <small>PIVOT POINT</small>		160.510 <small>RES 3</small>
SELL	160.084 <small>STOP LOSS</small>		159.658 <small>TAKE PROFIT</small>	

 GBPUSD	1.34339 <small>SUP 2</small>	1.34485 <small>SUP 1</small>	1.34794 <small>RES 1</small>	1.34957 <small>RES 2</small>
1:1 <small>RISK TO REWARD RATIO</small>	1.34176 <small>SUP 3</small>	1.34648 <small>PIVOT POINT</small>		1.35103 <small>RES 3</small>
SELL	1.34794 <small>STOP LOSS</small>		1.34485 <small>TAKE PROFIT</small>	

 AUDUSD	0.71378 SUP 2	0.71584 SUP 1	0.71935 RES 1	0.72080 RES 2
1:1 RISK TO REWARD RATIO	0.71233 SUP 3	0.71729 PIVOT POINT		0.72286 RES 3
SELL	0.71935 STOP LOSS		0.71584 TAKE PROFIT	

 USDCAD	1.37961 SUP 2	1.38170 SUP 1	1.38562 RES 1	1.38745 RES 2
1:1 RISK TO REWARD RATIO	1.37778 SUP 3	1.38353 PIVOT POINT		1.38954 RES 3
SELL	1.38562 STOP LOSS		1.38170 TAKE PROFIT	


 USDCHF	0.78266 SUP 2	0.78490 SUP 1	0.78887 RES 1	0.79060 RES 2
1:1 RISK TO REWARD RATIO	0.78093 SUP 3	0.78663 PIVOT POINT		0.79284 RES 3
SELL	0.78887 STOP LOSS		0.78490 TAKE PROFIT	

 NZDUSD	0.59014 <small>SUP 2</small>	0.59127 <small>SUP 1</small>	0.59402 <small>RES 1</small>	0.59564 <small>RES 2</small>
1:1 <small>RISK TO REWARD RATIO</small>	0.58852 <small>SUP 3</small>	0.59289 <small>PIVOT POINT</small>		0.59677 <small>RES 3</small>
BUY	0.59127 <small>STOP LOSS</small>		0.59402 <small>TAKE PROFIT</small>	

 XAUUSD	4,418.93 <small>SUP 2</small>	4,453.31 <small>SUP 1</small>	4,531.71 <small>RES 1</small>	4,575.73 <small>RES 2</small>
1:1 <small>RISK TO REWARD RATIO</small>	4,374.91 <small>SUP 3</small>	4,497.33 <small>PIVOT POINT</small>		4,610.11 <small>RES 3</small>
BUY	4,453.31 <small>STOP LOSS</small>		4,531.71 <small>TAKE PROFIT</small>	


 CLR	88.65 <small>SUP 2</small>	91.02 <small>SUP 1</small>	94.87 <small>RES 1</small>	96.35 <small>RES 2</small>
1:2 <small>RISK TO REWARD RATIO</small>	87.17 <small>SUP 3</small>	92.50 <small>PIVOT POINT</small>		98.72 <small>RES 3</small>
SELL	94.87 <small>STOP LOSS</small>		91.02 <small>TAKE PROFIT</small>	

 XAGUSD	72.989 SUP 2	74.046 SUP 1	76.571 RES 1	78.039 RES 2
1:1 RISK TO REWARD RATIO	71.521 SUP 3	75.514 PIVOT POINT		79.096 RES 3
BUY	74.046 STOP LOSS		76.571 TAKE PROFIT	

 NIK	64,885 SUP 2	66,200 SUP 1	68,215 RES 1	68,915 RES 2
1:2 RISK TO REWARD RATIO	64,185 SUP 3	66,900 PIVOT POINT		70,230 RES 3
SELL	68,215 STOP LOSS		66,200 TAKE PROFIT	

 HAS	24,753 SUP 2	25,302 SUP 1	26,189 RES 1	26,527 RES 2
1:2 RISK TO REWARD RATIO	24,415 SUP 3	25,640 PIVOT POINT		27,076 RES 3
SELL	26,189 STOP LOSS		25,302 TAKE PROFIT	

 DJ	50,634 SUP 2	51,029 SUP 1	51,627 RES 1	51,830 RES 2
1:2 RISK TO REWARD RATIO	50,431 SUP 3	51,232 PIVOT POINT		52,225 RES 3
SELL	51,627 STOP LOSS		51,029 TAKE PROFIT	

 NQ	30,160.25 SUP 2	30,448.00 SUP 1	30,892.75 RES 1	31,049.75 RES 2
1:2 RISK TO REWARD RATIO	30,003.25 SUP 3	30,605.00 PIVOT POINT		31,337.50 RES 3
SELL	30,892.75 STOP LOSS		30,448.00 TAKE PROFIT	

 SP	7,555.92 SUP 2	7,591.33 SUP 1	7,646.83 RES 1	7,666.92 RES 2
1:1 RISK TO REWARD RATIO	7,535.83 SUP 3	7,611.42 PIVOT POINT		7,702.33 RES 3
SELL	7,646.83 STOP LOSS		7,591.33 TAKE PROFIT	



Dibuat Oleh:

VALBURY EDUCATION & RESEARCH DEPARTMENT

Disclaimer:

Informasi dalam publikasi ini disusun oleh PT Valbury Asia Futures. Materi ini bukan penawaran atau ajakan untuk melaksanakan transaksi dalam instrumen apapun. Valbury tidak bertanggung jawab atas segala penggunaan dan akibat yang mungkin diambil atau muncul berdasarkan publikasi ini. Tidak ada pernyataan atau jaminan yang diberikan mengenai keakuratan atau kelengkapan publikasi ini, sehingga setiap pihak yang bertindak berdasarkan informasi yang ditampilkan melalukan sepenuhnya atas risiko mereka sendiri. Perdagangan berjangka komoditi memiliki risiko yang tinggi. Informasi yang diberikan tidak memperhatikan tujuan investasi tertentu dan kebutuhan pihak yang menerimanya.