


SUPPORT & RESISTANCE


RECOMMENDATION

Selasa, 31 Maret 2026


 EURUSD	1.13972 <small>SUP 2</small>	1.14293 <small>SUP 1</small>	1.15074 <small>RES 1</small>	1.15534 <small>RES 2</small>
1:2 <small>RISK TO REWARD RATIO</small>	1.13512 <small>SUP 3</small>	1.14753 <small>PIVOT POINT</small>		1.15855 <small>RES 3</small>
BUY	1.14293 <small>STOP LOSS</small>		1.15074 <small>TAKE PROFIT</small>	


 USDJPY	158.705 <small>SUP 2</small>	159.214 <small>SUP 1</small>	160.335 <small>RES 1</small>	160.947 <small>RES 2</small>
1:1 <small>RISK TO REWARD RATIO</small>	158.093 <small>SUP 3</small>	159.826 <small>PIVOT POINT</small>		161.456 <small>RES 3</small>
BUY	159.214 <small>STOP LOSS</small>		160.335 <small>TAKE PROFIT</small>	


 GBPUSD	1.31043 <small>SUP 2</small>	1.31437 <small>SUP 1</small>	1.32525 <small>RES 1</small>	1.33219 <small>RES 2</small>
1:2 <small>RISK TO REWARD RATIO</small>	1.30349 <small>SUP 3</small>	1.32131 <small>PIVOT POINT</small>		1.33613 <small>RES 3</small>
BUY	1.31437 <small>STOP LOSS</small>		1.32525 <small>TAKE PROFIT</small>	

 AUDUSD	0.68114 <small>SUP 2</small>	0.68312 <small>SUP 1</small>	0.68722 <small>RES 1</small>	0.68934 <small>RES 2</small>
1:3 <small>RISK TO REWARD RATIO</small>	0.67902 <small>SUP 3</small>	0.68524 <small>PIVOT POINT</small>		0.69132 <small>RES 3</small>
BUY	0.68312 <small>STOP LOSS</small>		0.68722 <small>TAKE PROFIT</small>	

 USDCAD	1.38589 <small>SUP 2</small>	1.38912 <small>SUP 1</small>	1.39505 <small>RES 1</small>	1.39775 <small>RES 2</small>
1:1 <small>RISK TO REWARD RATIO</small>	1.38319 <small>SUP 3</small>	1.39182 <small>PIVOT POINT</small>		1.40098 <small>RES 3</small>
BUY	1.38912 <small>STOP LOSS</small>		1.39505 <small>TAKE PROFIT</small>	


 USDCHF	0.79615 <small>SUP 2</small>	0.79774 <small>SUP 1</small>	0.80111 <small>RES 1</small>	0.80289 <small>RES 2</small>
1:3 <small>RISK TO REWARD RATIO</small>	0.79437 <small>SUP 3</small>	0.79952 <small>PIVOT POINT</small>		0.80448 <small>RES 3</small>
BUY	0.79774 <small>STOP LOSS</small>		0.80111 <small>TAKE PROFIT</small>	

 NZDUSD	0.56736 <small>SUP 2</small>	0.56974 <small>SUP 1</small>	0.57472 <small>RES 1</small>	0.57732 <small>RES 2</small>
1:1 <small>RISK TO REWARD RATIO</small>	0.56476 <small>SUP 3</small>	0.57234 <small>PIVOT POINT</small>		0.57970 <small>RES 3</small>
BUY	0.56974 <small>STOP LOSS</small>		0.57472 <small>TAKE PROFIT</small>	


 XAUUSD	4,343.35 <small>SUP 2</small>	4,427.13 <small>SUP 1</small>	4,587.61 <small>RES 1</small>	4,664.31 <small>RES 2</small>
1:1 <small>RISK TO REWARD RATIO</small>	4,266.65 <small>SUP 3</small>	4,503.83 <small>PIVOT POINT</small>		4,748.09 <small>RES 3</small>
SELL	4,587.61 <small>STOP LOSS</small>		4,427.13 <small>TAKE PROFIT</small>	


 CLR	97.22 <small>SUP 2</small>	101.09 <small>SUP 1</small>	107.07 <small>RES 1</small>	109.18 <small>RES 2</small>
1:2 <small>RISK TO REWARD RATIO</small>	95.11 <small>SUP 3</small>	103.20 <small>PIVOT POINT</small>		113.05 <small>RES 3</small>
SELL	107.07 <small>STOP LOSS</small>		101.09 <small>TAKE PROFIT</small>	


 XAGUSD	65.733 SUP 2	67.908 SUP 1	71.991 RES 1	73.899 RES 2
1:1 RISK TO REWARD RATIO	63.825 SUP 3	69.816 PIVOT POINT		76.074 RES 3
SELL	71.991 STOP LOSS		67.908 TAKE PROFIT	

 NIK	49,473 SUP 2	50,302 SUP 1	52,137 RES 1	53,143 RES 2
1:1 RISK TO REWARD RATIO	48,467 SUP 3	51,308 PIVOT POINT		53,972 RES 3
BUY	50,302 STOP LOSS		52,137 TAKE PROFIT	

 HAS	24,050 SUP 2	24,371 SUP 1	24,946 RES 1	25,200 RES 2
1:1 RISK TO REWARD RATIO	23,796 SUP 3	24,625 PIVOT POINT		25,521 RES 3
SELL	24,946 STOP LOSS		24,371 TAKE PROFIT	

 DJ	44,606 SUP 2	45,012 SUP 1	45,863 RES 1	46,308 RES 2
1:1 RISK TO REWARD RATIO	44,161 SUP 3	45,457 PIVOT POINT		46,714 RES 3
BUY	45,012 STOP LOSS		45,863 TAKE PROFIT	

 NQ	22,683.17 SUP 2	22,889.08 SUP 1	23,435.58 RES 1	23,776.17 RES 2
1:2 RISK TO REWARD RATIO	22,342.58 SUP 3	23,229.67 PIVOT POINT		23,982.08 RES 3
BUY	22,889.08 STOP LOSS		23,435.58 TAKE PROFIT	

 SP	6,284.67 SUP 2	6,331.58 SUP 1	6,452.83 RES 1	6,527.17 RES 2
1:2 RISK TO REWARD RATIO	6,210.33 SUP 3	6,405.92 PIVOT POINT		6,574.08 RES 3
BUY	6,331.58 STOP LOSS		6,452.83 TAKE PROFIT	



Dibuat Oleh:

VALBURY EDUCATION & RESEARCH DEPARTMENT

Disclaimer:

Informasi dalam publikasi ini disusun oleh PT Valbury Asia Futures. Materi ini bukan penawaran atau ajakan untuk melaksanakan transaksi dalam instrumen apapun. Valbury tidak bertanggung jawab atas segala penggunaan dan akibat yang mungkin diambil atau muncul berdasarkan publikasi ini. Tidak ada pernyataan atau jaminan yang diberikan mengenai keakuratan atau kelengkapan publikasi ini, sehingga setiap pihak yang bertindak berdasarkan informasi yang ditampilkan melalukan sepenuhnya atas risiko mereka sendiri. Perdagangan berjangka komoditi memiliki risiko yang tinggi. Informasi yang diberikan tidak memperhatikan tujuan investasi tertentu dan kebutuhan pihak yang menerimanya.