

SUPPORT & RESISTANCE


RECOMMENDATION

Senin, 30 Maret 2026

 EURUSD	1.14759 SUP 2	1.14967 SUP 1	1.15427 RES 1	1.15679 RES 2
1:1 RISK TO REWARD RATIO	1.14507 SUP 3	1.15219 PIVOT POINT		1.15887 RES 3
BUY	1.14967 STOP LOSS		1.15427 TAKE PROFIT	

 USDJPY	159.040 SUP 2	159.590 SUP 1	160.543 RES 1	160.946 RES 2
1:1 RISK TO REWARD RATIO	158.637 SUP 3	159.993 PIVOT POINT		161.496 RES 3
SELL	160.543 STOP LOSS		159.590 TAKE PROFIT	


 GBPUSD	1.32046 SUP 2	1.32378 SUP 1	1.33251 RES 1	1.33792 RES 2
1:2 RISK TO REWARD RATIO	1.31505 SUP 3	1.32919 PIVOT POINT		1.34124 RES 3
BUY	1.32378 STOP LOSS		1.33251 TAKE PROFIT	

 AUDUSD	0.68350 SUP 2	0.68543 SUP 1	0.69021 RES 1	0.69306 RES 2
1:1 RISK TO REWARD RATIO	0.68065 SUP 3	0.68828 PIVOT POINT		0.69499 RES 3
BUY	0.68543 STOP LOSS		0.69021 TAKE PROFIT	


 USDCAD	1.38243 SUP 2	1.38513 SUP 1	1.38979 RES 1	1.39175 RES 2
1:1 RISK TO REWARD RATIO	1.38047 SUP 3	1.38709 PIVOT POINT		1.39445 RES 3
SELL	1.38979 STOP LOSS		1.38513 TAKE PROFIT	

 USDCHF	0.79121 SUP 2	0.79482 SUP 1	0.80051 RES 1	0.80259 RES 2
1:2 RISK TO REWARD RATIO	0.78913 SUP 3	0.79690 PIVOT POINT		0.80620 RES 3
SELL	0.80051 STOP LOSS		0.79482 TAKE PROFIT	

 NZDUSD	0.57138 <small>SUP 2</small>	0.57299 <small>SUP 1</small>	0.57699 <small>RES 1</small>	0.57938 <small>RES 2</small>
1:1 <small>RISK TO REWARD RATIO</small>	0.56899 <small>SUP 3</small>	0.57538 <small>PIVOT POINT</small>		0.58099 <small>RES 3</small>
BUY	0.57299 <small>STOP LOSS</small>		0.57699 <small>TAKE PROFIT</small>	


 XAUUSD	4,302.05 <small>SUP 2</small>	4,408.07 <small>SUP 1</small>	4,587.56 <small>RES 1</small>	4,661.03 <small>RES 2</small>
1:1 <small>RISK TO REWARD RATIO</small>	4,228.58 <small>SUP 3</small>	4,481.54 <small>PIVOT POINT</small>		4,767.05 <small>RES 3</small>
SELL	4,587.56 <small>STOP LOSS</small>		4,408.07 <small>TAKE PROFIT</small>	


 CLR	89.96 <small>SUP 2</small>	95.50 <small>SUP 1</small>	103.87 <small>RES 1</small>	106.70 <small>RES 2</small>
1:2 <small>RISK TO REWARD RATIO</small>	87.13 <small>SUP 3</small>	98.33 <small>PIVOT POINT</small>		112.24 <small>RES 3</small>
SELL	103.87 <small>STOP LOSS</small>		95.50 <small>TAKE PROFIT</small>	


 XAGUSD	65.452 SUP 2	67.737 SUP 1	71.948 RES 1	73.874 RES 2
1:1 RISK TO REWARD RATIO	63.526 SUP 3	69.663 PIVOT POINT		76.159 RES 3
SELL	71.948 STOP LOSS		67.737 TAKE PROFIT	

 NIK	49,787 SUP 2	50,553 SUP 1	52,758 RES 1	54,197 RES 2
1:2 RISK TO REWARD RATIO	48,348 SUP 3	51,992 PIVOT POINT		54,963 RES 3
BUY	50,553 STOP LOSS		52,758 TAKE PROFIT	

 HAS	24,341 SUP 2	24,489 SUP 1	24,930 RES 1	25,223 RES 2
1:2 RISK TO REWARD RATIO	24,048 SUP 3	24,782 PIVOT POINT		25,371 RES 3
BUY	24,489 STOP LOSS		24,930 TAKE PROFIT	

 DJ	44,706 SUP 2	45,079 SUP 1	46,162 RES 1	46,872 RES 2
1:2 RISK TO REWARD RATIO	43,996 SUP 3	45,789 PIVOT POINT		47,245 RES 3
BUY	45,079 STOP LOSS		46,162 TAKE PROFIT	

 NQ	22,874.17 SUP 2	23,103.83 SUP 1	23,768.58 RES 1	24,203.67 RES 2
1:2 RISK TO REWARD RATIO	22,439.08 SUP 3	23,538.92 PIVOT POINT		24,433.33 RES 3
BUY	23,103.83 STOP LOSS		23,768.58 TAKE PROFIT	

 SP	6,191.50 SUP 2	6,304.50 SUP 1	6,638.00 RES 1	6,858.50 RES 2
1:2 RISK TO REWARD RATIO	5,971.00 SUP 3	6,525.00 PIVOT POINT		6,971.50 RES 3
BUY	6,304.50 STOP LOSS		6,638.00 TAKE PROFIT	



Dibuat Oleh:

VALBURY EDUCATION & RESEARCH DEPARTMENT

Disclaimer:

Informasi dalam publikasi ini disusun oleh PT Valbury Asia Futures. Materi ini bukan penawaran atau ajakan untuk melaksanakan transaksi dalam instrumen apapun. Valbury tidak bertanggung jawab atas segala penggunaan dan akibat yang mungkin diambil atau muncul berdasarkan publikasi ini. Tidak ada pernyataan atau jaminan yang diberikan mengenai keakuratan atau kelengkapan publikasi ini, sehingga setiap pihak yang bertindak berdasarkan informasi yang ditampilkan melalukan sepenuhnya atas risiko mereka sendiri. Perdagangan berjangka komoditi memiliki risiko yang tinggi. Informasi yang diberikan tidak memperhatikan tujuan investasi tertentu dan kebutuhan pihak yang menerimanya.