


SUPPORT & RESISTANCE

RECOMMENDATION


Kamis, 30 April 2026


| | | | | |
|---|-----------------------------|-------------------------------|-------------------------------|-------------------------|
|  EURUSD | 1.16256 SUP 2 | 1.16499 SUP 1 | 1.17094 RES 1 | 1.17446 RES 2 |
| 1:1 RISK TO REWARD RATIO | 1.15904 SUP 3 | 1.16851 PIVOT POINT | | 1.17689 RES 3 |
| BUY | 1.16499 STOP LOSS | | 1.17094 TAKE PROFIT | |

| | | | | |
|---|-----------------------------|-------------------------------|-------------------------------|-------------------------|
|  USDJPY | 159.111 SUP 2 | 159.768 SUP 1 | 160.769 RES 1 | 161.113 RES 2 |
| 1:1 RISK TO REWARD RATIO | 158.767 SUP 3 | 160.112 PIVOT POINT | | 161.770 RES 3 |
| SELL | 160.769 STOP LOSS | | 159.768 TAKE PROFIT | |


| | | | | |
|---|-----------------------------|-------------------------------|-------------------------------|-------------------------|
|  GBPUSD | 1.34154 SUP 2 | 1.34446 SUP 1 | 1.35149 RES 1 | 1.35560 RES 2 |
| 1:2 RISK TO REWARD RATIO | 1.33743 SUP 3 | 1.34857 PIVOT POINT | | 1.35852 RES 3 |
| BUY | 1.34446 STOP LOSS | | 1.35149 TAKE PROFIT | |

| | | | | |
|---|--|--|--|--|
|  AUDUSD | 0.70466 <small>SUP 2</small> | 0.70808 <small>SUP 1</small> | 0.71690 <small>RES 1</small> | 0.72230 <small>RES 2</small> |
| 1:2 <small>RISK TO REWARD RATIO</small> | 0.69926 <small>SUP 3</small> | 0.71348 <small>PIVOT POINT</small> | | 0.72572 <small>RES 3</small> |
| BUY | 0.70808 <small>STOP LOSS</small> | | 0.71690 <small>TAKE PROFIT</small> | |


| | | | | |
|---|--|--|--|--|
|  USDCAD | 1.36430 <small>SUP 2</small> | 1.36629 <small>SUP 1</small> | 1.37063 <small>RES 1</small> | 1.37298 <small>RES 2</small> |
| 1:1 <small>RISK TO REWARD RATIO</small> | 1.36195 <small>SUP 3</small> | 1.36864 <small>PIVOT POINT</small> | | 1.37497 <small>RES 3</small> |
| BUY | 1.36629 <small>STOP LOSS</small> | | 1.37063 <small>TAKE PROFIT</small> | |


| | | | | |
|---|--|--|--|--|
|  USDCHF | 0.78648 <small>SUP 2</small> | 0.78891 <small>SUP 1</small> | 0.79308 <small>RES 1</small> | 0.79482 <small>RES 2</small> |
| 1:2 <small>RISK TO REWARD RATIO</small> | 0.78474 <small>SUP 3</small> | 0.79065 <small>PIVOT POINT</small> | | 0.79725 <small>RES 3</small> |
| BUY | 0.78891 <small>STOP LOSS</small> | | 0.79308 <small>TAKE PROFIT</small> | |

| | | | | |
|---|--|--|--|--|
|  NZDUSD | 0.57684 <small>SUP 2</small> | 0.57987 <small>SUP 1</small> | 0.58755 <small>RES 1</small> | 0.59220 <small>RES 2</small> |
| 1:2 <small>RISK TO REWARD RATIO</small> | 0.57219 <small>SUP 3</small> | 0.58452 <small>PIVOT POINT</small> | | 0.59523 <small>RES 3</small> |
| BUY | 0.57987 <small>STOP LOSS</small> | | 0.58755 <small>TAKE PROFIT</small> | |


| | | | | |
|---|---|---|---|---|
|  XAUUSD | 4,454.60 <small>SUP 2</small> | 4,498.97 <small>SUP 1</small> | 4,598.92 <small>RES 1</small> | 4,654.50 <small>RES 2</small> |
| 1:1 <small>RISK TO REWARD RATIO</small> | 4,399.02 <small>SUP 3</small> | 4,554.55 <small>PIVOT POINT</small> | | 4,698.87 <small>RES 3</small> |
| BUY | 4,498.97 <small>STOP LOSS</small> | | 4,598.92 <small>TAKE PROFIT</small> | |


| | | | | |
|--|---|---|---|---------------------------------------|
|  CLR | 95.04 <small>SUP 2</small> | 101.73 <small>SUP 1</small> | 111.79 <small>RES 1</small> | 115.16 <small>RES 2</small> |
| 1:2 <small>RISK TO REWARD RATIO</small> | 91.67 <small>SUP 3</small> | 105.10 <small>PIVOT POINT</small> | | 121.85 <small>RES 3</small> |
| SELL | 111.79 <small>STOP LOSS</small> | | 101.73 <small>TAKE PROFIT</small> | |


| | | | | |
|---|----------------------------|------------------------------|------------------------------|------------------------|
|  XAGUSD | 68.933 SUP 2 | 70.100 SUP 1 | 73.173 RES 1 | 75.079 RES 2 |
| 1:2 RISK TO REWARD RATIO | 67.027 SUP 3 | 72.006 PIVOT POINT | | 76.246 RES 3 |
| BUY | 70.100 STOP LOSS | | 73.173 TAKE PROFIT | |

| | | | | |
|--|----------------------------|------------------------------|------------------------------|------------------------|
|  NIK | 58,058 SUP 2 | 58,377 SUP 1 | 59,277 RES 1 | 59,858 RES 2 |
| 1:2 RISK TO REWARD RATIO | 57,477 SUP 3 | 58,958 PIVOT POINT | | 60,177 RES 3 |
| BUY | 58,377 STOP LOSS | | 59,277 TAKE PROFIT | |

| | | | | |
|--|----------------------------|------------------------------|------------------------------|------------------------|
|  HAS | 25,411 SUP 2 | 25,568 SUP 1 | 25,944 RES 1 | 26,163 RES 2 |
| 1:1 RISK TO REWARD RATIO | 25,192 SUP 3 | 25,787 PIVOT POINT | | 26,320 RES 3 |
| BUY | 25,568 STOP LOSS | | 25,944 TAKE PROFIT | |

| | | | | |
|--|------------------------------------|--------------------------------------|--------------------------------------|--------------------------------|
|  DJ | 48,511 <small>SUP 2</small> | 48,755 <small>SUP 1</small> | 49,328 <small>RES 1</small> | 49,657 <small>RES 2</small> |
| 1:1 <small>RISK TO REWARD RATIO</small> | 48,182 <small>SUP 3</small> | 49,084 <small>PIVOT POINT</small> | | 49,901 <small>RES 3</small> |
| BUY | 48,755 <small>STOP LOSS</small> | | 49,328 <small>TAKE PROFIT</small> | |

| | | | | |
|--|---------------------------------------|---|---|-----------------------------------|
|  NQ | 27,059.50 <small>SUP 2</small> | 27,188.75 <small>SUP 1</small> | 27,383.75 <small>RES 1</small> | 27,449.50 <small>RES 2</small> |
| 1:2 <small>RISK TO REWARD RATIO</small> | 26,993.75 <small>SUP 3</small> | 27,254.50 <small>PIVOT POINT</small> | | 27,578.75 <small>RES 3</small> |
| SELL | 27,383.75 <small>STOP LOSS</small> | | 27,188.75 <small>TAKE PROFIT</small> | |

| | | | | |
|--|--------------------------------------|--|--|----------------------------------|
|  SP | 7,112.83 <small>SUP 2</small> | 7,139.17 <small>SUP 1</small> | 7,189.92 <small>RES 1</small> | 7,214.33 <small>RES 2</small> |
| 1:3 <small>RISK TO REWARD RATIO</small> | 7,088.42 <small>SUP 3</small> | 7,163.58 <small>PIVOT POINT</small> | | 7,240.67 <small>RES 3</small> |
| BUY | 7,139.17 <small>STOP LOSS</small> | | 7,189.92 <small>TAKE PROFIT</small> | |



Dibuat Oleh:

VALBURY EDUCATION & RESEARCH DEPARTMENT

Disclaimer:

Informasi dalam publikasi ini disusun oleh PT Valbury Asia Futures. Materi ini bukan penawaran atau ajakan untuk melaksanakan transaksi dalam instrumen apapun. Valbury tidak bertanggung jawab atas segala penggunaan dan akibat yang mungkin diambil atau muncul berdasarkan publikasi ini. Tidak ada pernyataan atau jaminan yang diberikan mengenai keakuratan atau kelengkapan publikasi ini, sehingga setiap pihak yang bertindak berdasarkan informasi yang ditampilkan melalukan sepenuhnya atas risiko mereka sendiri. Perdagangan berjangka komoditi memiliki risiko yang tinggi. Informasi yang diberikan tidak memperhatikan tujuan investasi tertentu dan kebutuhan pihak yang menerimanya.