

SUPPORT & RESISTANCE


RECOMMENDATION

Jumat, 29 Mei 2026


 EURUSD	1.15568 <small>SUP 2</small>	1.16029 <small>SUP 1</small>	1.16779 <small>RES 1</small>	1.17068 <small>RES 2</small>
1:2 <small>RISK TO REWARD RATIO</small>	1.15279 <small>SUP 3</small>	1.16318 <small>PIVOT POINT</small>		1.17529 <small>RES 3</small>
SELL	1.16779 <small>STOP LOSS</small>		1.16029 <small>TAKE PROFIT</small>	

 USDJPY	158.789 <small>SUP 2</small>	159.014 <small>SUP 1</small>	159.555 <small>RES 1</small>	159.871 <small>RES 2</small>
1:1 <small>RISK TO REWARD RATIO</small>	158.473 <small>SUP 3</small>	159.330 <small>PIVOT POINT</small>		160.096 <small>RES 3</small>
BUY	159.014 <small>STOP LOSS</small>		159.555 <small>TAKE PROFIT</small>	


 GBPUSD	1.33365 <small>SUP 2</small>	1.33894 <small>SUP 1</small>	1.34729 <small>RES 1</small>	1.35035 <small>RES 2</small>
1:2 <small>RISK TO REWARD RATIO</small>	1.33059 <small>SUP 3</small>	1.34200 <small>PIVOT POINT</small>		1.35564 <small>RES 3</small>
SELL	1.34729 <small>STOP LOSS</small>		1.33894 <small>TAKE PROFIT</small>	

 AUDUSD	0.70710 SUP 2	0.71164 SUP 1	0.71883 RES 1	0.72148 RES 2
1:2 RISK TO REWARD RATIO	0.70445 SUP 3	0.71429 PIVOT POINT		0.72602 RES 3
SELL	0.71883 STOP LOSS		0.71164 TAKE PROFIT	


 USDCAD	1.37125 SUP 2	1.37478 SUP 1	1.38439 RES 1	1.39047 RES 2
1:2 RISK TO REWARD RATIO	1.36517 SUP 3	1.38086 PIVOT POINT		1.39400 RES 3
BUY	1.37478 STOP LOSS		1.38439 TAKE PROFIT	


 USDCHF	0.77907 SUP 2	0.78145 SUP 1	0.78805 RES 1	0.79227 RES 2
1:2 RISK TO REWARD RATIO	0.77485 SUP 3	0.78567 PIVOT POINT		0.79465 RES 3
BUY	0.78145 STOP LOSS		0.78805 TAKE PROFIT	

 NZDUSD	0.58394 <small>SUP 2</small>	0.58865 <small>SUP 1</small>	0.59578 <small>RES 1</small>	0.59820 <small>RES 2</small>
1:2 <small>RISK TO REWARD RATIO</small>	0.58152 <small>SUP 3</small>	0.59107 <small>PIVOT POINT</small>		0.60291 <small>RES 3</small>
SELL	0.59578 <small>STOP LOSS</small>		0.58865 <small>TAKE PROFIT</small>	

 XAUUSD	4,309.54 <small>SUP 2</small>	4,402.48 <small>SUP 1</small>	4,552.39 <small>RES 1</small>	4,609.36 <small>RES 2</small>
1:2 <small>RISK TO REWARD RATIO</small>	4,252.57 <small>SUP 3</small>	4,459.45 <small>PIVOT POINT</small>		4,702.30 <small>RES 3</small>
SELL	4,552.39 <small>STOP LOSS</small>		4,402.48 <small>TAKE PROFIT</small>	


 CLR	84.20 <small>SUP 2</small>	86.42 <small>SUP 1</small>	91.67 <small>RES 1</small>	94.70 <small>RES 2</small>
1:1 <small>RISK TO REWARD RATIO</small>	81.17 <small>SUP 3</small>	89.45 <small>PIVOT POINT</small>		96.92 <small>RES 3</small>
BUY	86.42 <small>STOP LOSS</small>		91.67 <small>TAKE PROFIT</small>	


 XAGUSD	70.233 SUP 2	72.927 SUP 1	77.159 RES 1	78.697 RES 2
1:2 RISK TO REWARD RATIO	68.695 SUP 3	74.465 PIVOT POINT		81.391 RES 3
SELL	77.159 STOP LOSS		72.927 TAKE PROFIT	

 NIK	63,198 SUP 2	64,482 SUP 1	66,477 RES 1	67,188 RES 2
1:2 RISK TO REWARD RATIO	62,487 SUP 3	65,193 PIVOT POINT		68,472 RES 3
SELL	66,477 STOP LOSS		64,482 TAKE PROFIT	

 HAS	24,348 SUP 2	24,669 SUP 1	25,238 RES 1	25,486 RES 2
1:1 RISK TO REWARD RATIO	24,100 SUP 3	24,917 PIVOT POINT		25,807 RES 3
SELL	25,238 STOP LOSS		24,669 TAKE PROFIT	

 DJ	50,206 SUP 2	50,496 SUP 1	50,959 RES 1	51,132 RES 2
1:1 RISK TO REWARD RATIO	50,033 SUP 3	50,669 PIVOT POINT		51,422 RES 3
SELL	50,959 STOP LOSS		50,496 TAKE PROFIT	

 NQ	29,569.25 SUP 2	29,951.25 SUP 1	30,528.00 RES 1	30,722.75 RES 2
1:2 RISK TO REWARD RATIO	29,374.50 SUP 3	30,146.00 PIVOT POINT		31,104.75 RES 3
SELL	30,528.00 STOP LOSS		29,951.25 TAKE PROFIT	

 SP	7,477.33 SUP 2	7,533.42 SUP 1	7,617.67 RES 1	7,645.83 RES 2
1:2 RISK TO REWARD RATIO	7,449.17 SUP 3	7,561.58 PIVOT POINT		7,701.92 RES 3
SELL	7,617.67 STOP LOSS		7,533.42 TAKE PROFIT	



Dibuat Oleh:

VALBURY EDUCATION & RESEARCH DEPARTMENT

Disclaimer:

Informasi dalam publikasi ini disusun oleh PT Valbury Asia Futures. Materi ini bukan penawaran atau ajakan untuk melaksanakan transaksi dalam instrumen apapun. Valbury tidak bertanggung jawab atas segala penggunaan dan akibat yang mungkin diambil atau muncul berdasarkan publikasi ini. Tidak ada pernyataan atau jaminan yang diberikan mengenai keakuratan atau kelengkapan publikasi ini, sehingga setiap pihak yang bertindak berdasarkan informasi yang ditampilkan melalukan sepenuhnya atas risiko mereka sendiri. Perdagangan berjangka komoditi memiliki risiko yang tinggi. Informasi yang diberikan tidak memperhatikan tujuan investasi tertentu dan kebutuhan pihak yang menerimanya.