

SUPPORT & RESISTANCE

RECOMMENDATION

Senin, 29 Juni 2026

 EURUSD	1.13121 SUP 2	1.13499 SUP 1	1.14294 RES 1	1.14711 RES 2
1:1 RISK TO REWARD RATIO	1.12704 SUP 3	1.13916 PIVOT POINT		1.15089 RES 3
BUY	1.13499 STOP LOSS		1.14294 TAKE PROFIT	


 USDJPY	161.392 SUP 2	161.572 SUP 1	161.886 RES 1	162.020 RES 2
1:1 RISK TO REWARD RATIO	161.258 SUP 3	161.706 PIVOT POINT		162.200 RES 3
SELL	161.886 STOP LOSS		161.572 TAKE PROFIT	


 GBPUSD	1.31520 SUP 2	1.31757 SUP 1	1.32273 RES 1	1.32552 RES 2
1:1 RISK TO REWARD RATIO	1.31241 SUP 3	1.32036 PIVOT POINT		1.32789 RES 3
BUY	1.31757 STOP LOSS		1.32273 TAKE PROFIT	

 AUDUSD	0.68554 <small>SUP 2</small>	0.68774 <small>SUP 1</small>	0.69190 <small>RES 1</small>	0.69386 <small>RES 2</small>
1:1 <small>RISK TO REWARD RATIO</small>	0.68358 <small>SUP 3</small>	0.68970 <small>PIVOT POINT</small>		0.69606 <small>RES 3</small>
SELL	0.69190 <small>STOP LOSS</small>		0.68774 <small>TAKE PROFIT</small>	

 USDCAD	1.41447 <small>SUP 2</small>	1.41612 <small>SUP 1</small>	1.42015 <small>RES 1</small>	1.42253 <small>RES 2</small>
1:1 <small>RISK TO REWARD RATIO</small>	1.41209 <small>SUP 3</small>	1.41850 <small>PIVOT POINT</small>		1.42418 <small>RES 3</small>
BUY	1.41612 <small>STOP LOSS</small>		1.42015 <small>TAKE PROFIT</small>	

 USDCHF	0.80445 <small>SUP 2</small>	0.80696 <small>SUP 1</small>	0.81156 <small>RES 1</small>	0.81365 <small>RES 2</small>
1:1 <small>RISK TO REWARD RATIO</small>	0.80236 <small>SUP 3</small>	0.80905 <small>PIVOT POINT</small>		0.81616 <small>RES 3</small>
SELL	0.81156 <small>STOP LOSS</small>		0.80696 <small>TAKE PROFIT</small>	

 NZDUSD	0.56095 <small>SUP 2</small>	0.56250 <small>SUP 1</small>	0.56568 <small>RES 1</small>	0.56731 <small>RES 2</small>
1:1 <small>RISK TO REWARD RATIO</small>	0.55932 <small>SUP 3</small>	0.56413 <small>PIVOT POINT</small>		0.56886 <small>RES 3</small>
BUY	0.56250 <small>STOP LOSS</small>		0.56568 <small>TAKE PROFIT</small>	

 XAUUSD	3,938.02 <small>SUP 2</small>	4,005.85 <small>SUP 1</small>	4,118.68 <small>RES 1</small>	4,163.68 <small>RES 2</small>
1:2 <small>RISK TO REWARD RATIO</small>	3,893.02 <small>SUP 3</small>	4,050.85 <small>PIVOT POINT</small>		4,231.51 <small>RES 3</small>
SELL	4,118.68 <small>STOP LOSS</small>		4,005.85 <small>TAKE PROFIT</small>	


 CLR	66.94 <small>SUP 2</small>	68.58 <small>SUP 1</small>	71.84 <small>RES 1</small>	73.46 <small>RES 2</small>
1:1 <small>RISK TO REWARD RATIO</small>	65.32 <small>SUP 3</small>	70.20 <small>PIVOT POINT</small>		75.10 <small>RES 3</small>
SELL	71.84 <small>STOP LOSS</small>		68.58 <small>TAKE PROFIT</small>	


 XAGUSD	54.185 SUP 2	56.576 SUP 1	60.452 RES 1	61.937 RES 2
1:2 RISK TO REWARD RATIO	52.700 SUP 3	58.061 PIVOT POINT		64.328 RES 3
SELL	60.452 STOP LOSS		56.576 TAKE PROFIT	

 NIK	67,085 SUP 2	68,335 SUP 1	71,270 RES 1	72,955 RES 2
1:1 RISK TO REWARD RATIO	65,400 SUP 3	70,020 PIVOT POINT		74,205 RES 3
BUY	68,335 STOP LOSS		71,270 TAKE PROFIT	

 HAS	22,323 SUP 2	22,618 SUP 1	23,108 RES 1	23,303 RES 2
1:2 RISK TO REWARD RATIO	22,128 SUP 3	22,813 PIVOT POINT		23,598 RES 3
SELL	23,108 STOP LOSS		22,618 TAKE PROFIT	

 DJ	51,728 SUP 2	51,989 SUP 1	52,521 RES 1	52,792 RES 2
1:1 RISK TO REWARD RATIO	51,457 SUP 3	52,260 PIVOT POINT		53,053 RES 3
BUY	51,989 STOP LOSS		52,521 TAKE PROFIT	

 NQ	28,737.67 SUP 2	29,042.83 SUP 1	29,771.33 RES 1	30,194.67 RES 2
1:1 RISK TO REWARD RATIO	28,314.33 SUP 3	29,466.17 PIVOT POINT		30,499.83 RES 3
BUY	29,042.83 STOP LOSS		29,771.33 TAKE PROFIT	

 SP	7,307.42 SUP 2	7,359.58 SUP 1	7,461.33 RES 1	7,510.92 RES 2
1:1 RISK TO REWARD RATIO	7,257.83 SUP 3	7,409.17 PIVOT POINT		7,563.08 RES 3
SELL	7,461.33 STOP LOSS		7,359.58 TAKE PROFIT	



Dibuat Oleh:

VALBURY EDUCATION & RESEARCH DEPARTMENT

Disclaimer:

Informasi dalam publikasi ini disusun oleh PT Valbury Asia Futures. Materi ini bukan penawaran atau ajakan untuk melaksanakan transaksi dalam instrumen apapun. Valbury tidak bertanggung jawab atas segala penggunaan dan akibat yang mungkin diambil atau muncul berdasarkan publikasi ini. Tidak ada pernyataan atau jaminan yang diberikan mengenai keakuratan atau kelengkapan publikasi ini, sehingga setiap pihak yang bertindak berdasarkan informasi yang ditampilkan melalukan sepenuhnya atas risiko mereka sendiri. Perdagangan berjangka komoditi memiliki risiko yang tinggi. Informasi yang diberikan tidak memperhatikan tujuan investasi tertentu dan kebutuhan pihak yang menerimanya.