


SUPPORT & RESISTANCE

RECOMMENDATION


Rabu, 29 April 2026

 EURUSD	1.16554 SUP 2	1.16836 SUP 1	1.17333 RES 1	1.17548 RES 2
1:1 RISK TO REWARD RATIO	1.16339 SUP 3	1.17051 PIVOT POINT		1.17830 RES 3
SELL	1.17333 STOP LOSS		1.16836 TAKE PROFIT	


 USDJPY	158.615 SUP 2	159.106 SUP 1	159.932 RES 1	160.267 RES 2
1:1 RISK TO REWARD RATIO	158.280 SUP 3	159.441 PIVOT POINT		160.758 RES 3
SELL	159.932 STOP LOSS		159.106 TAKE PROFIT	


 GBPUSD	1.34278 SUP 2	1.34719 SUP 1	1.35501 RES 1	1.35842 RES 2
1:1 RISK TO REWARD RATIO	1.33937 SUP 3	1.35060 PIVOT POINT		1.36283 RES 3
SELL	1.35501 STOP LOSS		1.34719 TAKE PROFIT	

 AUDUSD	0.71311 SUP 2	0.71559 SUP 1	0.71998 RES 1	0.72189 RES 2
1:1 RISK TO REWARD RATIO	0.71120 SUP 3	0.71750 PIVOT POINT		0.72437 RES 3
SELL	0.71998 STOP LOSS		0.71559 TAKE PROFIT	


 USDCAD	1.35831 SUP 2	1.36331 SUP 1	1.37120 RES 1	1.37409 RES 2
1:1 RISK TO REWARD RATIO	1.35542 SUP 3	1.36620 PIVOT POINT		1.37909 RES 3
SELL	1.37120 STOP LOSS		1.36331 TAKE PROFIT	


 USDCHF	0.78104 SUP 2	0.78510 SUP 1	0.79213 RES 1	0.79510 RES 2
1:1 RISK TO REWARD RATIO	0.77807 SUP 3	0.78807 PIVOT POINT		0.79916 RES 3
SELL	0.79213 STOP LOSS		0.78510 TAKE PROFIT	

 NZDUSD	0.58452 <small>SUP 2</small>	0.58764 <small>SUP 1</small>	0.59314 <small>RES 1</small>	0.59552 <small>RES 2</small>
1:1 <small>RISK TO REWARD RATIO</small>	0.58214 <small>SUP 3</small>	0.59002 <small>PIVOT POINT</small>		0.59864 <small>RES 3</small>
SELL	0.59314 <small>STOP LOSS</small>		0.58764 <small>TAKE PROFIT</small>	

 XAUUSD	4,471.29 <small>SUP 2</small>	4,534.21 <small>SUP 1</small>	4,680.60 <small>RES 1</small>	4,764.07 <small>RES 2</small>
1:1 <small>RISK TO REWARD RATIO</small>	4,387.82 <small>SUP 3</small>	4,617.68 <small>PIVOT POINT</small>		4,826.99 <small>RES 3</small>
BUY	4,534.21 <small>STOP LOSS</small>		4,680.60 <small>TAKE PROFIT</small>	


 CLR	93.65 <small>SUP 2</small>	96.65 <small>SUP 1</small>	102.23 <small>RES 1</small>	104.81 <small>RES 2</small>
1:1 <small>RISK TO REWARD RATIO</small>	91.07 <small>SUP 3</small>	99.23 <small>PIVOT POINT</small>		107.81 <small>RES 3</small>
SELL	102.23 <small>STOP LOSS</small>		96.65 <small>TAKE PROFIT</small>	


 XAGUSD	69.618 SUP 2	71.344 SUP 1	75.466 RES 1	77.862 RES 2
1:1 RISK TO REWARD RATIO	67.222 SUP 3	73.740 PIVOT POINT		79.588 RES 3
BUY	71.344 STOP LOSS		75.466 TAKE PROFIT	

 NIK	57,918 SUP 2	58,532 SUP 1	60,137 RES 1	61,128 RES 2
1:2 RISK TO REWARD RATIO	56,927 SUP 3	59,523 PIVOT POINT		61,742 RES 3
BUY	58,532 STOP LOSS		60,137 TAKE PROFIT	

 HAS	25,278 SUP 2	25,463 SUP 1	25,805 RES 1	25,962 RES 2
1:1 RISK TO REWARD RATIO	25,121 SUP 3	25,620 PIVOT POINT		26,147 RES 3
SELL	25,805 STOP LOSS		25,463 TAKE PROFIT	

 DJ	49,046 <small>SUP 2</small>	49,165 <small>SUP 1</small>	49,474 <small>RES 1</small>	49,664 <small>RES 2</small>
1:2 <small>RISK TO REWARD RATIO</small>	48,856 <small>SUP 3</small>	49,355 <small>PIVOT POINT</small>		49,783 <small>RES 3</small>
BUY	49,165 <small>STOP LOSS</small>		49,474 <small>TAKE PROFIT</small>	

 NQ	26,742.08 <small>SUP 2</small>	26,974.42 <small>SUP 1</small>	27,475.17 <small>RES 1</small>	27,743.58 <small>RES 2</small>
1:1 <small>RISK TO REWARD RATIO</small>	26,473.67 <small>SUP 3</small>	27,242.83 <small>PIVOT POINT</small>		27,975.92 <small>RES 3</small>
BUY	26,974.42 <small>STOP LOSS</small>		27,475.17 <small>TAKE PROFIT</small>	

 SP	7,104.00 <small>SUP 2</small>	7,138.50 <small>SUP 1</small>	7,215.00 <small>RES 1</small>	7,257.00 <small>RES 2</small>
1:1 <small>RISK TO REWARD RATIO</small>	7,062.00 <small>SUP 3</small>	7,180.50 <small>PIVOT POINT</small>		7,291.50 <small>RES 3</small>
BUY	7,138.50 <small>STOP LOSS</small>		7,215.00 <small>TAKE PROFIT</small>	



Dibuat Oleh:

VALBURY EDUCATION & RESEARCH DEPARTMENT

Disclaimer:

Informasi dalam publikasi ini disusun oleh PT Valbury Asia Futures. Materi ini bukan penawaran atau ajakan untuk melaksanakan transaksi dalam instrumen apapun. Valbury tidak bertanggung jawab atas segala penggunaan dan akibat yang mungkin diambil atau muncul berdasarkan publikasi ini. Tidak ada pernyataan atau jaminan yang diberikan mengenai keakuratan atau kelengkapan publikasi ini, sehingga setiap pihak yang bertindak berdasarkan informasi yang ditampilkan melalukan sepenuhnya atas risiko mereka sendiri. Perdagangan berjangka komoditi memiliki risiko yang tinggi. Informasi yang diberikan tidak memperhatikan tujuan investasi tertentu dan kebutuhan pihak yang menerimanya.