

SUPPORT & RESISTANCE

RECOMMENDATION

Kamis, 28 Mei 2026

 EURUSD	1.15943 <small>SUP 2</small>	1.16098 <small>SUP 1</small>	1.16507 <small>RES 1</small>	1.16761 <small>RES 2</small>
1:2 <small>RISK TO REWARD RATIO</small>	1.15689 <small>SUP 3</small>	1.16352 <small>PIVOT POINT</small>		1.16916 <small>RES 3</small>
BUY	1.16098 <small>STOP LOSS</small>		1.16507 <small>TAKE PROFIT</small>	

 USDJPY	159.015 <small>SUP 2</small>	159.261 <small>SUP 1</small>	159.663 <small>RES 1</small>	159.819 <small>RES 2</small>
1:2 <small>RISK TO REWARD RATIO</small>	158.859 <small>SUP 3</small>	159.417 <small>PIVOT POINT</small>		160.065 <small>RES 3</small>
SELL	159.663 <small>STOP LOSS</small>		159.261 <small>TAKE PROFIT</small>	


 GBPUSD	1.33909 <small>SUP 2</small>	1.34087 <small>SUP 1</small>	1.34514 <small>RES 1</small>	1.34763 <small>RES 2</small>
1:1 <small>RISK TO REWARD RATIO</small>	1.33660 <small>SUP 3</small>	1.34336 <small>PIVOT POINT</small>		1.34941 <small>RES 3</small>
BUY	1.34087 <small>STOP LOSS</small>		1.34514 <small>TAKE PROFIT</small>	

 AUDUSD	0.70920 SUP 2	0.71165 SUP 1	0.71723 RES 1	0.72036 RES 2
1:1 RISK TO REWARD RATIO	0.70607 SUP 3	0.71478 PIVOT POINT		0.72281 RES 3
BUY	0.71165 STOP LOSS		0.71723 TAKE PROFIT	

 USDCAD	1.37830 SUP 2	1.38112 SUP 1	1.38595 RES 1	1.38796 RES 2
1:1 RISK TO REWARD RATIO	1.37629 SUP 3	1.38313 PIVOT POINT		1.39078 RES 3
SELL	1.38595 STOP LOSS		1.38112 TAKE PROFIT	

 USDCHF	0.78299 SUP 2	0.78499 SUP 1	0.78825 RES 1	0.78951 RES 2
1:2 RISK TO REWARD RATIO	0.78173 SUP 3	0.78625 PIVOT POINT		0.79151 RES 3
SELL	0.78825 STOP LOSS		0.78499 TAKE PROFIT	

 NZDUSD	0.58018 <small>SUP 2</small>	0.58518 <small>SUP 1</small>	0.59316 <small>RES 1</small>	0.59614 <small>RES 2</small>
1:2 <small>RISK TO REWARD RATIO</small>	0.57720 <small>SUP 3</small>	0.58816 <small>PIVOT POINT</small>		0.60114 <small>RES 3</small>
SELL	0.59316 <small>STOP LOSS</small>		0.58518 <small>TAKE PROFIT</small>	


 XAUUSD	4,335.65 <small>SUP 2</small>	4,395.85 <small>SUP 1</small>	4,521.77 <small>RES 1</small>	4,587.49 <small>RES 2</small>
1:1 <small>RISK TO REWARD RATIO</small>	4,269.93 <small>SUP 3</small>	4,461.57 <small>PIVOT POINT</small>		4,647.69 <small>RES 3</small>
BUY	4,395.85 <small>STOP LOSS</small>		4,521.77 <small>TAKE PROFIT</small>	


 CLR	84.38 <small>SUP 2</small>	86.88 <small>SUP 1</small>	92.76 <small>RES 1</small>	96.14 <small>RES 2</small>
1:1 <small>RISK TO REWARD RATIO</small>	81.00 <small>SUP 3</small>	90.26 <small>PIVOT POINT</small>		98.64 <small>RES 3</small>
BUY	86.88 <small>STOP LOSS</small>		92.76 <small>TAKE PROFIT</small>	

 XAGUSD	71.131 SUP 2	72.874 SUP 1	76.930 RES 1	79.243 RES 2
1:1 RISK TO REWARD RATIO	68.818 SUP 3	75.187 PIVOT POINT		80.986 RES 3
BUY	72.874 STOP LOSS		76.930 TAKE PROFIT	

 NIK	63,777 SUP 2	64,528 SUP 1	66,268 RES 1	67,257 RES 2
1:1 RISK TO REWARD RATIO	62,788 SUP 3	65,517 PIVOT POINT		68,008 RES 3
BUY	64,528 STOP LOSS		66,268 TAKE PROFIT	

 HAS	24,742 SUP 2	24,958 SUP 1	25,465 RES 1	25,756 RES 2
1:1 RISK TO REWARD RATIO	24,451 SUP 3	25,249 PIVOT POINT		25,972 RES 3
BUY	24,958 STOP LOSS		25,465 TAKE PROFIT	

 DJ	50,313 SUP 2	50,529 SUP 1	50,924 RES 1	51,103 RES 2
1:1 RISK TO REWARD RATIO	50,134 SUP 3	50,708 PIVOT POINT		51,319 RES 3
SELL	50,924 STOP LOSS		50,529 TAKE PROFIT	

 NQ	29,611.08 SUP 2	29,834.42 SUP 1	30,329.17 RES 1	30,600.58 RES 2
1:1 RISK TO REWARD RATIO	29,339.67 SUP 3	30,105.83 PIVOT POINT		30,823.92 RES 3
BUY	29,834.42 STOP LOSS		30,329.17 TAKE PROFIT	

 SP	7,487.67 SUP 2	7,515.33 SUP 1	7,570.33 RES 1	7,597.67 RES 2
1:1 RISK TO REWARD RATIO	7,460.33 SUP 3	7,542.67 PIVOT POINT		7,625.33 RES 3
SELL	7,570.33 STOP LOSS		7,515.33 TAKE PROFIT	



Dibuat Oleh:

VALBURY EDUCATION & RESEARCH DEPARTMENT

Disclaimer:

Informasi dalam publikasi ini disusun oleh PT Valbury Asia Futures. Materi ini bukan penawaran atau ajakan untuk melaksanakan transaksi dalam instrumen apapun. Valbury tidak bertanggung jawab atas segala penggunaan dan akibat yang mungkin diambil atau muncul berdasarkan publikasi ini. Tidak ada pernyataan atau jaminan yang diberikan mengenai keakuratan atau kelengkapan publikasi ini, sehingga setiap pihak yang bertindak berdasarkan informasi yang ditampilkan melalukan sepenuhnya atas risiko mereka sendiri. Perdagangan berjangka komoditi memiliki risiko yang tinggi. Informasi yang diberikan tidak memperhatikan tujuan investasi tertentu dan kebutuhan pihak yang menerimanya.