

SUPPORT & RESISTANCE

RECOMMENDATION


Selasa, 28 April 2026

 EURUSD	1.16772 <small>SUP 2</small>	1.16986 <small>SUP 1</small>	1.17481 <small>RES 1</small>	1.17762 <small>RES 2</small>
1:1 <small>RISK TO REWARD RATIO</small>	1.16491 <small>SUP 3</small>	1.17267 <small>PIVOT POINT</small>		1.17976 <small>RES 3</small>
BUY	1.16986 <small>STOP LOSS</small>		1.17481 <small>TAKE PROFIT</small>	


 USDJPY	158.860 <small>SUP 2</small>	159.134 <small>SUP 1</small>	159.636 <small>RES 1</small>	159.864 <small>RES 2</small>
1:1 <small>RISK TO REWARD RATIO</small>	158.632 <small>SUP 3</small>	159.362 <small>PIVOT POINT</small>		160.138 <small>RES 3</small>
BUY	159.134 <small>STOP LOSS</small>		159.636 <small>TAKE PROFIT</small>	


 GBPUSD	1.34762 <small>SUP 2</small>	1.35043 <small>SUP 1</small>	1.35683 <small>RES 1</small>	1.36042 <small>RES 2</small>
1:1 <small>RISK TO REWARD RATIO</small>	1.34403 <small>SUP 3</small>	1.35402 <small>PIVOT POINT</small>		1.36323 <small>RES 3</small>
BUY	1.35043 <small>STOP LOSS</small>		1.35683 <small>TAKE PROFIT</small>	

 AUDUSD	0.71172 <small>SUP 2</small>	0.71509 <small>SUP 1</small>	0.72087 <small>RES 1</small>	0.72328 <small>RES 2</small>
1:1 <small>RISK TO REWARD RATIO</small>	0.70931 <small>SUP 3</small>	0.71750 <small>PIVOT POINT</small>		0.72665 <small>RES 3</small>
SELL	0.72087 <small>STOP LOSS</small>		0.71509 <small>TAKE PROFIT</small>	

 USDCAD	1.35528 <small>SUP 2</small>	1.35894 <small>SUP 1</small>	1.36707 <small>RES 1</small>	1.37154 <small>RES 2</small>
1:1 <small>RISK TO REWARD RATIO</small>	1.35081 <small>SUP 3</small>	1.36341 <small>PIVOT POINT</small>		1.37520 <small>RES 3</small>
BUY	1.35894 <small>STOP LOSS</small>		1.36707 <small>TAKE PROFIT</small>	

 USDCHF	0.78158 <small>SUP 2</small>	0.78356 <small>SUP 1</small>	0.78704 <small>RES 1</small>	0.78854 <small>RES 2</small>
1:2 <small>RISK TO REWARD RATIO</small>	0.78008 <small>SUP 3</small>	0.78506 <small>PIVOT POINT</small>		0.79052 <small>RES 3</small>
BUY	0.78356 <small>STOP LOSS</small>		0.78704 <small>TAKE PROFIT</small>	

 NZDUSD	0.58452 SUP 2	0.58764 SUP 1	0.59314 RES 1	0.59552 RES 2
1:1 RISK TO REWARD RATIO	0.58214 SUP 3	0.59002 PIVOT POINT		0.59864 RES 3
SELL	0.59314 STOP LOSS		0.58764 TAKE PROFIT	


 XAUUSD	4,630.10 SUP 2	4,655.88 SUP 1	4,718.72 RES 1	4,755.78 RES 2
1:1 RISK TO REWARD RATIO	4,593.04 SUP 3	4,692.94 PIVOT POINT		4,781.56 RES 3
BUY	4,655.88 STOP LOSS		4,718.72 TAKE PROFIT	


 CLR	93.20 SUP 2	94.92 SUP 1	97.99 RES 1	99.34 RES 2
1:1 RISK TO REWARD RATIO	91.85 SUP 3	96.27 PIVOT POINT		101.06 RES 3
SELL	97.99 STOP LOSS		94.92 TAKE PROFIT	

 XAGUSD	73.628 SUP 2	74.542 SUP 1	76.464 RES 1	77.472 RES 2
1:1 RISK TO REWARD RATIO	72.620 SUP 3	75.550 PIVOT POINT		78.386 RES 3
BUY	74.542 STOP LOSS		76.464 TAKE PROFIT	

 NIK	58,995 SUP 2	59,610 SUP 1	60,905 RES 1	61,585 RES 2
1:1 RISK TO REWARD RATIO	58,315 SUP 3	60,290 PIVOT POINT		62,200 RES 3
BUY	59,610 STOP LOSS		60,905 TAKE PROFIT	

 HAS	25,554 SUP 2	25,651 SUP 1	25,907 RES 1	26,066 RES 2
1:2 RISK TO REWARD RATIO	25,395 SUP 3	25,810 PIVOT POINT		26,163 RES 3
BUY	25,651 STOP LOSS		25,907 TAKE PROFIT	

 DJ	49,012 <small>SUP 2</small>	49,170 <small>SUP 1</small>	49,502 <small>RES 1</small>	49,676 <small>RES 2</small>
1:1 <small>RISK TO REWARD RATIO</small>	48,838 <small>SUP 3</small>	49,344 <small>PIVOT POINT</small>		49,834 <small>RES 3</small>
BUY	49,170 <small>STOP LOSS</small>		49,502 <small>TAKE PROFIT</small>	

 NQ	27,181.25 <small>SUP 2</small>	27,304.00 <small>SUP 1</small>	27,545.25 <small>RES 1</small>	27,663.75 <small>RES 2</small>
1:1 <small>RISK TO REWARD RATIO</small>	27,062.75 <small>SUP 3</small>	27,422.50 <small>PIVOT POINT</small>		27,786.50 <small>RES 3</small>
SELL	27,545.25 <small>STOP LOSS</small>		27,304.00 <small>TAKE PROFIT</small>	

 SP	7,155.75 <small>SUP 2</small>	7,180.00 <small>SUP 1</small>	7,219.75 <small>RES 1</small>	7,235.25 <small>RES 2</small>
1:2 <small>RISK TO REWARD RATIO</small>	7,140.25 <small>SUP 3</small>	7,195.50 <small>PIVOT POINT</small>		7,259.50 <small>RES 3</small>
SELL	7,219.75 <small>STOP LOSS</small>		7,180.00 <small>TAKE PROFIT</small>	



Dibuat Oleh:

VALBURY EDUCATION & RESEARCH DEPARTMENT

Disclaimer:

Informasi dalam publikasi ini disusun oleh PT Valbury Asia Futures. Materi ini bukan penawaran atau ajakan untuk melaksanakan transaksi dalam instrumen apapun. Valbury tidak bertanggung jawab atas segala penggunaan dan akibat yang mungkin diambil atau muncul berdasarkan publikasi ini. Tidak ada pernyataan atau jaminan yang diberikan mengenai keakuratan atau kelengkapan publikasi ini, sehingga setiap pihak yang bertindak berdasarkan informasi yang ditampilkan melalukan sepenuhnya atas risiko mereka sendiri. Perdagangan berjangka komoditi memiliki risiko yang tinggi. Informasi yang diberikan tidak memperhatikan tujuan investasi tertentu dan kebutuhan pihak yang menerimanya.