


SUPPORT & RESISTANCE

RECOMMENDATION

Selasa, 26 Mei 2026

 EURUSD	1.16183 <small>SUP 2</small>	1.16304 <small>SUP 1</small>	1.16535 <small>RES 1</small>	1.16645 <small>RES 2</small>
1:2 <small>RISK TO REWARD RATIO</small>	1.16073 <small>SUP 3</small>	1.16414 <small>PIVOT POINT</small>		1.16766 <small>RES 3</small>
BUY	1.16304 <small>STOP LOSS</small>		1.16535 <small>TAKE PROFIT</small>	


 USDJPY	158.616 <small>SUP 2</small>	158.764 <small>SUP 1</small>	159.047 <small>RES 1</small>	159.182 <small>RES 2</small>
1:1 <small>RISK TO REWARD RATIO</small>	158.481 <small>SUP 3</small>	158.899 <small>PIVOT POINT</small>		159.330 <small>RES 3</small>
SELL	159.047 <small>STOP LOSS</small>		158.764 <small>TAKE PROFIT</small>	


 GBPUSD	1.34565 <small>SUP 2</small>	1.34811 <small>SUP 1</small>	1.35195 <small>RES 1</small>	1.35333 <small>RES 2</small>
1:1 <small>RISK TO REWARD RATIO</small>	1.34427 <small>SUP 3</small>	1.34949 <small>PIVOT POINT</small>		1.35579 <small>RES 3</small>
SELL	1.35195 <small>STOP LOSS</small>		1.34811 <small>TAKE PROFIT</small>	


 AUDUSD	0.71398 SUP 2	0.71571 SUP 1	0.71865 RES 1	0.71986 RES 2
1:1 RISK TO REWARD RATIO	0.71277 SUP 3	0.71692 PIVOT POINT		0.72159 RES 3
SELL	0.71865 STOP LOSS		0.71571 TAKE PROFIT	

 USDCAD	1.37796 SUP 2	1.37906 SUP 1	1.38162 RES 1	1.38308 RES 2
1:1 RISK TO REWARD RATIO	1.37650 SUP 3	1.38052 PIVOT POINT		1.38418 RES 3
BUY	1.37906 STOP LOSS		1.38162 TAKE PROFIT	


 USDCHF	0.77954 SUP 2	0.78105 SUP 1	0.78376 RES 1	0.78496 RES 2
1:2 RISK TO REWARD RATIO	0.77834 SUP 3	0.78225 PIVOT POINT		0.78647 RES 3
SELL	0.78376 STOP LOSS		0.78105 TAKE PROFIT	

 NZDUSD	0.58523 <small>SUP 2</small>	0.58621 <small>SUP 1</small>	0.58814 <small>RES 1</small>	0.58909 <small>RES 2</small>
1:2 <small>RISK TO REWARD RATIO</small>	0.58428 <small>SUP 3</small>	0.58716 <small>PIVOT POINT</small>		0.59007 <small>RES 3</small>
BUY	0.58621 <small>STOP LOSS</small>		0.58814 <small>TAKE PROFIT</small>	


 XAUUSD	4,537.20 <small>SUP 2</small>	4,553.46 <small>SUP 1</small>	4,582.90 <small>RES 1</small>	4,596.08 <small>RES 2</small>
1:2 <small>RISK TO REWARD RATIO</small>	4,524.02 <small>SUP 3</small>	4,566.64 <small>PIVOT POINT</small>		4,612.34 <small>RES 3</small>
SELL	4,582.90 <small>STOP LOSS</small>		4,553.46 <small>TAKE PROFIT</small>	


 CLR	87.25 <small>SUP 2</small>	88.76 <small>SUP 1</small>	92.42 <small>RES 1</small>	94.57 <small>RES 2</small>
1:1 <small>RISK TO REWARD RATIO</small>	85.10 <small>SUP 3</small>	90.91 <small>PIVOT POINT</small>		96.08 <small>RES 3</small>
BUY	88.76 <small>STOP LOSS</small>		92.42 <small>TAKE PROFIT</small>	


 XAGUSD	76.531 SUP 2	77.292 SUP 1	78.799 RES 1	79.545 RES 2
1:1 RISK TO REWARD RATIO	75.785 SUP 3	78.038 PIVOT POINT		80.306 RES 3
SELL	78.799 STOP LOSS		77.292 TAKE PROFIT	

 NIK	63,137 SUP 2	64,313 SUP 1	66,173 RES 1	66,857 RES 2
1:2 RISK TO REWARD RATIO	62,453 SUP 3	64,997 PIVOT POINT		68,033 RES 3
SELL	66,173 STOP LOSS		64,313 TAKE PROFIT	

 HAS	24,976 SUP 2	25,271 SUP 1	25,843 RES 1	26,120 RES 2
1:1 RISK TO REWARD RATIO	24,699 SUP 3	25,548 PIVOT POINT		26,415 RES 3
SELL	25,843 STOP LOSS		25,271 TAKE PROFIT	

 DJ	50,719 SUP 2	50,926 SUP 1	51,271 RES 1	51,409 RES 2
1:1 RISK TO REWARD RATIO	50,581 SUP 3	51,064 PIVOT POINT		51,616 RES 3
SELL	51,271 STOP LOSS		50,926 TAKE PROFIT	

 NQ	29,620.00 SUP 2	29,791.50 SUP 1	30,064.00 RES 1	30,165.00 RES 2
1:1 RISK TO REWARD RATIO	29,519.00 SUP 3	29,892.50 PIVOT POINT		30,336.50 RES 3
SELL	30,064.00 STOP LOSS		29,791.50 TAKE PROFIT	

 SP	7,504.83 SUP 2	7,534.67 SUP 1	7,581.67 RES 1	7,598.83 RES 2
1:1 RISK TO REWARD RATIO	7,487.67 SUP 3	7,551.83 PIVOT POINT		7,628.67 RES 3
SELL	7,581.67 STOP LOSS		7,534.67 TAKE PROFIT	



Dibuat Oleh:

VALBURY EDUCATION & RESEARCH DEPARTMENT

Disclaimer:

Informasi dalam publikasi ini disusun oleh PT Valbury Asia Futures. Materi ini bukan penawaran atau ajakan untuk melaksanakan transaksi dalam instrumen apapun. Valbury tidak bertanggung jawab atas segala penggunaan dan akibat yang mungkin diambil atau muncul berdasarkan publikasi ini. Tidak ada pernyataan atau jaminan yang diberikan mengenai keakuratan atau kelengkapan publikasi ini, sehingga setiap pihak yang bertindak berdasarkan informasi yang ditampilkan melalukan sepenuhnya atas risiko mereka sendiri. Perdagangan berjangka komoditi memiliki risiko yang tinggi. Informasi yang diberikan tidak memperhatikan tujuan investasi tertentu dan kebutuhan pihak yang menerimanya.