


SUPPORT & RESISTANCE

RECOMMENDATION

Jumat, 26 Juni 2026

 EURUSD	1.13087 SUP 2	1.13391 SUP 1	1.13937 RES 1	1.14179 RES 2
1:1 RISK TO REWARD RATIO	1.12845 SUP 3	1.13633 PIVOT POINT		1.14483 RES 3
SELL	1.13937 STOP LOSS		1.13391 TAKE PROFIT	


 USDJPY	161.370 SUP 2	161.582 SUP 1	161.975 RES 1	162.156 RES 2
1:1 RISK TO REWARD RATIO	161.189 SUP 3	161.763 PIVOT POINT		162.368 RES 3
BUY	161.582 STOP LOSS		161.975 TAKE PROFIT	


 GBPUSD	1.31184 SUP 2	1.31539 SUP 1	1.32218 RES 1	1.32542 RES 2
1:1 RISK TO REWARD RATIO	1.30860 SUP 3	1.31863 PIVOT POINT		1.32897 RES 3
SELL	1.32218 STOP LOSS		1.31539 TAKE PROFIT	

 AUDUSD	0.68673 <small>SUP 2</small>	0.68885 <small>SUP 1</small>	0.69290 <small>RES 1</small>	0.69483 <small>RES 2</small>
1:1 <small>RISK TO REWARD RATIO</small>	0.68480 <small>SUP 3</small>	0.69078 <small>PIVOT POINT</small>		0.69695 <small>RES 3</small>
SELL	0.69290 <small>STOP LOSS</small>		0.68885 <small>TAKE PROFIT</small>	


 USDCAD	1.41374 <small>SUP 2</small>	1.41687 <small>SUP 1</small>	1.42393 <small>RES 1</small>	1.42786 <small>RES 2</small>
1:1 <small>RISK TO REWARD RATIO</small>	1.40981 <small>SUP 3</small>	1.42080 <small>PIVOT POINT</small>		1.43099 <small>RES 3</small>
BUY	1.41687 <small>STOP LOSS</small>		1.42393 <small>TAKE PROFIT</small>	


 USDCHF	0.80627 <small>SUP 2</small>	0.80816 <small>SUP 1</small>	0.81268 <small>RES 1</small>	0.81531 <small>RES 2</small>
1:2 <small>RISK TO REWARD RATIO</small>	0.80364 <small>SUP 3</small>	0.81079 <small>PIVOT POINT</small>		0.81720 <small>RES 3</small>
BUY	0.80816 <small>STOP LOSS</small>		0.81268 <small>TAKE PROFIT</small>	

 NZDUSD	0.56190 <small>SUP 2</small>	0.56328 <small>SUP 1</small>	0.56605 <small>RES 1</small>	0.56744 <small>RES 2</small>
1:1 <small>RISK TO REWARD RATIO</small>	0.56051 <small>SUP 3</small>	0.56467 <small>PIVOT POINT</small>		0.56882 <small>RES 3</small>
BUY	0.56328 <small>STOP LOSS</small>		0.56605 <small>TAKE PROFIT</small>	

 XAUUSD	3,930.93 <small>SUP 2</small>	3,978.67 <small>SUP 1</small>	4,059.14 <small>RES 1</small>	4,091.87 <small>RES 2</small>
1:1 <small>RISK TO REWARD RATIO</small>	3,898.20 <small>SUP 3</small>	4,011.40 <small>PIVOT POINT</small>		4,139.61 <small>RES 3</small>
SELL	4,059.14 <small>STOP LOSS</small>		3,978.67 <small>TAKE PROFIT</small>	


 CLR	67.37 <small>SUP 2</small>	69.41 <small>SUP 1</small>	73.00 <small>RES 1</small>	74.55 <small>RES 2</small>
1:1 <small>RISK TO REWARD RATIO</small>	65.82 <small>SUP 3</small>	70.96 <small>PIVOT POINT</small>		76.59 <small>RES 3</small>
SELL	73.00 <small>STOP LOSS</small>		69.41 <small>TAKE PROFIT</small>	


 XAGUSD	55.039 SUP 2	56.433 SUP 1	59.110 RES 1	60.393 RES 2
1:1 RISK TO REWARD RATIO	53.756 SUP 3	57.716 PIVOT POINT		61.787 RES 3
SELL	59.110 STOP LOSS		56.433 TAKE PROFIT	

 NIK	69,655 SUP 2	70,460 SUP 1	72,385 RES 1	73,505 RES 2
1:1 RISK TO REWARD RATIO	68,535 SUP 3	71,580 PIVOT POINT		74,310 RES 3
BUY	70,460 STOP LOSS		72,385 TAKE PROFIT	

 HAS	22,582 SUP 2	22,788 SUP 1	23,326 RES 1	23,658 RES 2
1:2 RISK TO REWARD RATIO	22,250 SUP 3	23,120 PIVOT POINT		23,864 RES 3
BUY	22,788 STOP LOSS		23,326 TAKE PROFIT	

 DJ	51,704 <small>SUP 2</small>	52,072 <small>SUP 1</small>	52,945 <small>RES 1</small>	53,450 <small>RES 2</small>
1:1 <small>RISK TO REWARD RATIO</small>	51,199 <small>SUP 3</small>	52,577 <small>PIVOT POINT</small>		53,818 <small>RES 3</small>
BUY	52,072 <small>STOP LOSS</small>		52,945 <small>TAKE PROFIT</small>	

 NQ	28,824.75 <small>SUP 2</small>	29,315.00 <small>SUP 1</small>	30,277.50 <small>RES 1</small>	30,749.75 <small>RES 2</small>
1:1 <small>RISK TO REWARD RATIO</small>	28,352.50 <small>SUP 3</small>	29,787.25 <small>PIVOT POINT</small>		31,240.00 <small>RES 3</small>
SELL	30,277.50 <small>STOP LOSS</small>		29,315.00 <small>TAKE PROFIT</small>	

 SP	7,342.83 <small>SUP 2</small>	7,390.42 <small>SUP 1</small>	7,490.42 <small>RES 1</small>	7,542.83 <small>RES 2</small>
1:1 <small>RISK TO REWARD RATIO</small>	7,290.42 <small>SUP 3</small>	7,442.83 <small>PIVOT POINT</small>		7,590.42 <small>RES 3</small>
BUY	7,390.42 <small>STOP LOSS</small>		7,490.42 <small>TAKE PROFIT</small>	



Dibuat Oleh:

VALBURY EDUCATION & RESEARCH DEPARTMENT

Disclaimer:

Informasi dalam publikasi ini disusun oleh PT Valbury Asia Futures. Materi ini bukan penawaran atau ajakan untuk melaksanakan transaksi dalam instrumen apapun. Valbury tidak bertanggung jawab atas segala penggunaan dan akibat yang mungkin diambil atau muncul berdasarkan publikasi ini. Tidak ada pernyataan atau jaminan yang diberikan mengenai keakuratan atau kelengkapan publikasi ini, sehingga setiap pihak yang bertindak berdasarkan informasi yang ditampilkan melalukan sepenuhnya atas risiko mereka sendiri. Perdagangan berjangka komoditi memiliki risiko yang tinggi. Informasi yang diberikan tidak memperhatikan tujuan investasi tertentu dan kebutuhan pihak yang menerimanya.