

SUPPORT & RESISTANCE

RECOMMENDATION

Kamis, 25 Juni 2026

 EURUSD	1.12959 SUP 2	1.13269 SUP 1	1.13860 RES 1	1.14141 RES 2
1:1 RISK TO REWARD RATIO	1.12678 SUP 3	1.13550 PIVOT POINT		1.14451 RES 3
SELL	1.13860 STOP LOSS		1.13269 TAKE PROFIT	


 USDJPY	161.312 SUP 2	161.553 SUP 1	161.935 RES 1	162.076 RES 2
1:1 RISK TO REWARD RATIO	161.171 SUP 3	161.694 PIVOT POINT		162.317 RES 3
SELL	161.935 STOP LOSS		161.553 TAKE PROFIT	


 GBPUSD	1.31029 SUP 2	1.31350 SUP 1	1.32038 RES 1	1.32405 RES 2
1:1 RISK TO REWARD RATIO	1.30662 SUP 3	1.31717 PIVOT POINT		1.32726 RES 3
BUY	1.31350 STOP LOSS		1.32038 TAKE PROFIT	

 AUDUSD	0.68607 SUP 2	0.68802 SUP 1	0.69211 RES 1	0.69425 RES 2
1:1 RISK TO REWARD RATIO	0.68393 SUP 3	0.69016 PIVOT POINT		0.69620 RES 3
BUY	0.68802 STOP LOSS		0.69211 TAKE PROFIT	

 USDCAD	1.41799 SUP 2	1.42057 SUP 1	1.42523 RES 1	1.42731 RES 2
1:1 RISK TO REWARD RATIO	1.41591 SUP 3	1.42265 PIVOT POINT		1.42989 RES 3
SELL	1.42523 STOP LOSS		1.42057 TAKE PROFIT	

 USDCHF	0.80692 SUP 2	0.80957 SUP 1	0.81438 RES 1	0.81654 RES 2
1:1 RISK TO REWARD RATIO	0.80476 SUP 3	0.81173 PIVOT POINT		0.81919 RES 3
SELL	0.81438 STOP LOSS		0.80957 TAKE PROFIT	

 NZDUSD	0.56098 <small>SUP 2</small>	0.56295 <small>SUP 1</small>	0.56697 <small>RES 1</small>	0.56902 <small>RES 2</small>
1:2 <small>RISK TO REWARD RATIO</small>	0.55893 <small>SUP 3</small>	0.56500 <small>PIVOT POINT</small>		0.57099 <small>RES 3</small>
BUY	0.56295 <small>STOP LOSS</small>		0.56697 <small>TAKE PROFIT</small>	


 XAUUSD	3,868.71 <small>SUP 2</small>	3,933.81 <small>SUP 1</small>	4,089.47 <small>RES 1</small>	4,180.03 <small>RES 2</small>
1:1 <small>RISK TO REWARD RATIO</small>	3,778.15 <small>SUP 3</small>	4,024.37 <small>PIVOT POINT</small>		4,245.13 <small>RES 3</small>
BUY	3,933.81 <small>STOP LOSS</small>		4,089.47 <small>TAKE PROFIT</small>	


 CLR	67.36 <small>SUP 2</small>	68.60 <small>SUP 1</small>	72.14 <small>RES 1</small>	74.44 <small>RES 2</small>
1:2 <small>RISK TO REWARD RATIO</small>	65.06 <small>SUP 3</small>	70.90 <small>PIVOT POINT</small>		75.68 <small>RES 3</small>
BUY	68.60 <small>STOP LOSS</small>		72.14 <small>TAKE PROFIT</small>	


 XAGUSD	51.665 SUP 2	54.531 SUP 1	61.305 RES 1	65.213 RES 2
1:1 RISK TO REWARD RATIO	47.757 SUP 3	58.439 PIVOT POINT		68.079 RES 3
BUY	54.531 STOP LOSS		61.305 TAKE PROFIT	

 NIK	67,592 SUP 2	69,283 SUP 1	71,958 RES 1	72,942 RES 2
1:2 RISK TO REWARD RATIO	66,608 SUP 3	70,267 PIVOT POINT		74,633 RES 3
SELL	71,958 STOP LOSS		69,283 TAKE PROFIT	

 HAS	23,077 SUP 2	23,198 SUP 1	23,493 RES 1	23,667 RES 2
1:1 RISK TO REWARD RATIO	22,903 SUP 3	23,372 PIVOT POINT		23,788 RES 3
BUY	23,198 STOP LOSS		23,493 TAKE PROFIT	

 DJ	51,569 SUP 2	51,949 SUP 1	52,688 RES 1	53,047 RES 2
1:1 RISK TO REWARD RATIO	51,210 SUP 3	52,308 PIVOT POINT		53,427 RES 3
SELL	52,688 STOP LOSS		51,949 TAKE PROFIT	

 NQ	29,042.42 SUP 2	29,462.33 SUP 1	30,104.08 RES 1	30,325.92 RES 2
1:2 RISK TO REWARD RATIO	28,820.58 SUP 3	29,684.17 PIVOT POINT		30,745.83 RES 3
SELL	30,104.08 STOP LOSS		29,462.33 TAKE PROFIT	

 SP	7,362.42 SUP 2	7,412.83 SUP 1	7,504.83 RES 1	7,546.42 RES 2
1:1 RISK TO REWARD RATIO	7,320.83 SUP 3	7,454.42 PIVOT POINT		7,596.83 RES 3
SELL	7,504.83 STOP LOSS		7,412.83 TAKE PROFIT	



Dibuat Oleh:

VALBURY EDUCATION & RESEARCH DEPARTMENT

Disclaimer:

Informasi dalam publikasi ini disusun oleh PT Valbury Asia Futures. Materi ini bukan penawaran atau ajakan untuk melaksanakan transaksi dalam instrumen apapun. Valbury tidak bertanggung jawab atas segala penggunaan dan akibat yang mungkin diambil atau muncul berdasarkan publikasi ini. Tidak ada pernyataan atau jaminan yang diberikan mengenai keakuratan atau kelengkapan publikasi ini, sehingga setiap pihak yang bertindak berdasarkan informasi yang ditampilkan melalukan sepenuhnya atas risiko mereka sendiri. Perdagangan berjangka komoditi memiliki risiko yang tinggi. Informasi yang diberikan tidak memperhatikan tujuan investasi tertentu dan kebutuhan pihak yang menerimanya.