



SUPPORT & RESISTANCE


RECOMMENDATION

Jumat, 24 April 2026


 EURUSD	1.16419 <small>SUP 2</small>	1.16622 <small>SUP 1</small>	1.17096 <small>RES 1</small>	1.17367 <small>RES 2</small>
1:1 <small>RISK TO REWARD RATIO</small>	1.16148 <small>SUP 3</small>	1.16893 <small>PIVOT POINT</small>		1.17570 <small>RES 3</small>
BUY	1.16622 <small>STOP LOSS</small>		1.17096 <small>TAKE PROFIT</small>	


 USDJPY	159.074 <small>SUP 2</small>	159.402 <small>SUP 1</small>	159.946 <small>RES 1</small>	160.162 <small>RES 2</small>
1:1 <small>RISK TO REWARD RATIO</small>	158.858 <small>SUP 3</small>	159.618 <small>PIVOT POINT</small>		160.490 <small>RES 3</small>
SELL	159.946 <small>STOP LOSS</small>		159.402 <small>TAKE PROFIT</small>	


 GBPUSD	1.34067 <small>SUP 2</small>	1.34361 <small>SUP 1</small>	1.35066 <small>RES 1</small>	1.35477 <small>RES 2</small>
1:1 <small>RISK TO REWARD RATIO</small>	1.33656 <small>SUP 3</small>	1.34772 <small>PIVOT POINT</small>		1.35771 <small>RES 3</small>
BUY	1.34361 <small>STOP LOSS</small>		1.35066 <small>TAKE PROFIT</small>	


 AUDUSD	0.70789 <small>SUP 2</small>	0.71031 <small>SUP 1</small>	0.71587 <small>RES 1</small>	0.71901 <small>RES 2</small>
1:1 <small>RISK TO REWARD RATIO</small>	0.70475 <small>SUP 3</small>	0.71345 <small>PIVOT POINT</small>		0.72143 <small>RES 3</small>
BUY	0.71031 <small>STOP LOSS</small>		0.71587 <small>TAKE PROFIT</small>	

 USDCAD	1.36371 <small>SUP 2</small>	1.36679 <small>SUP 1</small>	1.37218 <small>RES 1</small>	1.37449 <small>RES 2</small>
1:1 <small>RISK TO REWARD RATIO</small>	1.36140 <small>SUP 3</small>	1.36910 <small>PIVOT POINT</small>		1.37757 <small>RES 3</small>
SELL	1.37218 <small>STOP LOSS</small>		1.36679 <small>TAKE PROFIT</small>	

 USDCHF	0.78146 <small>SUP 2</small>	0.78392 <small>SUP 1</small>	0.78810 <small>RES 1</small>	0.78982 <small>RES 2</small>
1:1 <small>RISK TO REWARD RATIO</small>	0.77974 <small>SUP 3</small>	0.78564 <small>PIVOT POINT</small>		0.79228 <small>RES 3</small>
SELL	0.78810 <small>STOP LOSS</small>		0.78392 <small>TAKE PROFIT</small>	

 NZDUSD	0.57975 <small>SUP 2</small>	0.58251 <small>SUP 1</small>	0.58954 <small>RES 1</small>	0.59381 <small>RES 2</small>
1:1 <small>RISK TO REWARD RATIO</small>	0.57548 <small>SUP 3</small>	0.58678 <small>PIVOT POINT</small>		0.59657 <small>RES 3</small>
BUY	0.58251 <small>STOP LOSS</small>		0.58954 <small>TAKE PROFIT</small>	

 XAUUSD	4,611.32 <small>SUP 2</small>	4,647.63 <small>SUP 1</small>	4,736.81 <small>RES 1</small>	4,789.68 <small>RES 2</small>
1:1 <small>RISK TO REWARD RATIO</small>	4,558.45 <small>SUP 3</small>	4,700.50 <small>PIVOT POINT</small>		4,825.99 <small>RES 3</small>
BUY	4,647.63 <small>STOP LOSS</small>		4,736.81 <small>TAKE PROFIT</small>	


 CLR	89.82 <small>SUP 2</small>	93.39 <small>SUP 1</small>	99.44 <small>RES 1</small>	101.92 <small>RES 2</small>
1:2 <small>RISK TO REWARD RATIO</small>	87.34 <small>SUP 3</small>	95.87 <small>PIVOT POINT</small>		105.49 <small>RES 3</small>
SELL	99.44 <small>STOP LOSS</small>		93.39 <small>TAKE PROFIT</small>	


 XAGUSD	71.847 SUP 2	73.621 SUP 1	77.760 RES 1	80.125 RES 2
1:1 RISK TO REWARD RATIO	69.482 SUP 3	75.986 PIVOT POINT		81.899 RES 3
BUY	73.621 STOP LOSS		77.760 TAKE PROFIT	

 NIK	57,265 SUP 2	58,075 SUP 1	59,975 RES 1	61,065 RES 2
1:1 RISK TO REWARD RATIO	56,175 SUP 3	59,165 PIVOT POINT		61,875 RES 3
BUY	58,075 STOP LOSS		59,975 TAKE PROFIT	

 HAS	25,364 SUP 2	25,584 SUP 1	26,105 RES 1	26,406 RES 2
1:1 RISK TO REWARD RATIO	25,063 SUP 3	25,885 PIVOT POINT		26,626 RES 3
BUY	25,584 STOP LOSS		26,105 TAKE PROFIT	

 DJ	48,718 SUP 2	49,055 SUP 1	49,718 RES 1	50,044 RES 2
1:1 RISK TO REWARD RATIO	48,392 SUP 3	49,381 PIVOT POINT		50,381 RES 3
SELL	49,718 STOP LOSS		49,055 TAKE PROFIT	

 NQ	26,455.67 SUP 2	26,702.83 SUP 1	27,176.08 RES 1	27,402.17 RES 2
1:3 RISK TO REWARD RATIO	26,229.58 SUP 3	26,928.92 PIVOT POINT		27,649.33 RES 3
SELL	27,176.08 STOP LOSS		26,702.83 TAKE PROFIT	

 SP	7,030.92 SUP 2	7,082.83 SUP 1	7,184.08 RES 1	7,233.42 RES 2
1:2 RISK TO REWARD RATIO	6,981.58 SUP 3	7,132.17 PIVOT POINT		7,285.33 RES 3
SELL	7,184.08 STOP LOSS		7,082.83 TAKE PROFIT	



Dibuat Oleh:

VALBURY EDUCATION & RESEARCH DEPARTMENT

Disclaimer:

Informasi dalam publikasi ini disusun oleh PT Valbury Asia Futures. Materi ini bukan penawaran atau ajakan untuk melaksanakan transaksi dalam instrumen apapun. Valbury tidak bertanggung jawab atas segala penggunaan dan akibat yang mungkin diambil atau muncul berdasarkan publikasi ini. Tidak ada pernyataan atau jaminan yang diberikan mengenai keakuratan atau kelengkapan publikasi ini, sehingga setiap pihak yang bertindak berdasarkan informasi yang ditampilkan melalukan sepenuhnya atas risiko mereka sendiri. Perdagangan berjangka komoditi memiliki risiko yang tinggi. Informasi yang diberikan tidak memperhatikan tujuan investasi tertentu dan kebutuhan pihak yang menerimanya.