

SUPPORT & RESISTANCE

RECOMMENDATION


Selasa, 23 Juni 2026


 EURUSD	1.13852 <small>SUP 2</small>	1.14062 <small>SUP 1</small>	1.14607 <small>RES 1</small>	1.14942 <small>RES 2</small>
1:2 <small>RISK TO REWARD RATIO</small>	1.13517 <small>SUP 3</small>	1.14397 <small>PIVOT POINT</small>		1.15152 <small>RES 3</small>
BUY	1.14062 <small>STOP LOSS</small>		1.14607 <small>TAKE PROFIT</small>	

 USDJPY	160.677 <small>SUP 2</small>	161.137 <small>SUP 1</small>	161.989 <small>RES 1</small>	162.381 <small>RES 2</small>
1:1 <small>RISK TO REWARD RATIO</small>	160.285 <small>SUP 3</small>	161.529 <small>PIVOT POINT</small>		162.841 <small>RES 3</small>
BUY	161.137 <small>STOP LOSS</small>		161.989 <small>TAKE PROFIT</small>	

 GBPUSD	1.31454 <small>SUP 2</small>	1.31972 <small>SUP 1</small>	1.32868 <small>RES 1</small>	1.33246 <small>RES 2</small>
1:1 <small>RISK TO REWARD RATIO</small>	1.31076 <small>SUP 3</small>	1.32350 <small>PIVOT POINT</small>		1.33764 <small>RES 3</small>
SELL	1.32868 <small>STOP LOSS</small>		1.31972 <small>TAKE PROFIT</small>	

 AUDUSD	0.69790 SUP 2	0.69894 SUP 1	0.70145 RES 1	0.70292 RES 2
1:1 RISK TO REWARD RATIO	0.69643 SUP 3	0.70041 PIVOT POINT		0.70396 RES 3
BUY	0.69894 STOP LOSS		0.70145 TAKE PROFIT	


 USDCAD	1.41163 SUP 2	1.41371 SUP 1	1.41857 RES 1	1.42135 RES 2
1:1 RISK TO REWARD RATIO	1.40885 SUP 3	1.41649 PIVOT POINT		1.42343 RES 3
BUY	1.41371 STOP LOSS		1.41857 TAKE PROFIT	

 USDCHF	0.80554 SUP 2	0.80703 SUP 1	0.80985 RES 1	0.81118 RES 2
1:2 RISK TO REWARD RATIO	0.80421 SUP 3	0.80836 PIVOT POINT		0.81267 RES 3
BUY	0.80703 STOP LOSS		0.80985 TAKE PROFIT	

 NZDUSD	0.56890 <small>SUP 2</small>	0.57009 <small>SUP 1</small>	0.57323 <small>RES 1</small>	0.57518 <small>RES 2</small>
1:2 <small>RISK TO REWARD RATIO</small>	0.56695 <small>SUP 3</small>	0.57204 <small>PIVOT POINT</small>		0.57637 <small>RES 3</small>
BUY	0.57009 <small>STOP LOSS</small>		0.57323 <small>TAKE PROFIT</small>	

 XAUUSD	4,098.54 <small>SUP 2</small>	4,144.86 <small>SUP 1</small>	4,229.09 <small>RES 1</small>	4,267.00 <small>RES 2</small>
1:1 <small>RISK TO REWARD RATIO</small>	4,060.63 <small>SUP 3</small>	4,182.77 <small>PIVOT POINT</small>		4,313.32 <small>RES 3</small>
SELL	4,229.09 <small>STOP LOSS</small>		4,144.86 <small>TAKE PROFIT</small>	


 CLR	70.30 <small>SUP 2</small>	72.19 <small>SUP 1</small>	77.03 <small>RES 1</small>	79.98 <small>RES 2</small>
1:2 <small>RISK TO REWARD RATIO</small>	67.35 <small>SUP 3</small>	75.14 <small>PIVOT POINT</small>		81.87 <small>RES 3</small>
BUY	72.19 <small>STOP LOSS</small>		77.03 <small>TAKE PROFIT</small>	


 XAGUSD	62.554 SUP 2	63.811 SUP 1	66.722 RES 1	68.376 RES 2
1:1 RISK TO REWARD RATIO	60.900 SUP 3	65.465 PIVOT POINT		69.633 RES 3
BUY	63.811 STOP LOSS		66.722 TAKE PROFIT	

 NIK	70,255 SUP 2	71,665 SUP 1	74,120 RES 1	75,165 RES 2
1:1 RISK TO REWARD RATIO	69,210 SUP 3	72,710 PIVOT POINT		76,575 RES 3
SELL	74,120 STOP LOSS		71,665 TAKE PROFIT	

 HAS	23,213 SUP 2	23,521 SUP 1	24,047 RES 1	24,265 RES 2
1:1 RISK TO REWARD RATIO	22,995 SUP 3	23,739 PIVOT POINT		24,573 RES 3
SELL	24,047 STOP LOSS		23,521 TAKE PROFIT	

 DJ	51,457 SUP 2	51,814 SUP 1	52,413 RES 1	52,655 RES 2
1:1 RISK TO REWARD RATIO	51,215 SUP 3	52,056 PIVOT POINT		53,012 RES 3
SELL	52,413 STOP LOSS		51,814 TAKE PROFIT	

 NQ	30,023.08 SUP 2	30,337.67 SUP 1	30,965.42 RES 1	31,278.58 RES 2
1:1 RISK TO REWARD RATIO	29,709.92 SUP 3	30,650.83 PIVOT POINT		31,593.17 RES 3
SELL	30,965.42 STOP LOSS		30,337.67 TAKE PROFIT	

 SP	7,466.58 SUP 2	7,505.92 SUP 1	7,591.42 RES 1	7,637.58 RES 2
1:1 RISK TO REWARD RATIO	7,420.42 SUP 3	7,552.08 PIVOT POINT		7,676.92 RES 3
BUY	7,505.92 STOP LOSS		7,591.42 TAKE PROFIT	



Dibuat Oleh:

VALBURY EDUCATION & RESEARCH DEPARTMENT

Disclaimer:

Informasi dalam publikasi ini disusun oleh PT Valbury Asia Futures. Materi ini bukan penawaran atau ajakan untuk melaksanakan transaksi dalam instrumen apapun. Valbury tidak bertanggung jawab atas segala penggunaan dan akibat yang mungkin diambil atau muncul berdasarkan publikasi ini. Tidak ada pernyataan atau jaminan yang diberikan mengenai keakuratan atau kelengkapan publikasi ini, sehingga setiap pihak yang bertindak berdasarkan informasi yang ditampilkan melalukan sepenuhnya atas risiko mereka sendiri. Perdagangan berjangka komoditi memiliki risiko yang tinggi. Informasi yang diberikan tidak memperhatikan tujuan investasi tertentu dan kebutuhan pihak yang menerimanya.