

SUPPORT & RESISTANCE

RECOMMENDATION

Kamis, 23 April 2026

 EURUSD	1.16643 <small>SUP 2</small>	1.16853 <small>SUP 1</small>	1.17449 <small>RES 1</small>	1.17835 <small>RES 2</small>
1:2 <small>RISK TO REWARD RATIO</small>	1.16257 <small>SUP 3</small>	1.17239 <small>PIVOT POINT</small>		1.18045 <small>RES 3</small>
BUY	1.16853 <small>STOP LOSS</small>		1.17449 <small>TAKE PROFIT</small>	


 USDJPY	158.901 <small>SUP 2</small>	159.177 <small>SUP 1</small>	159.646 <small>RES 1</small>	159.839 <small>RES 2</small>
1:1 <small>RISK TO REWARD RATIO</small>	158.708 <small>SUP 3</small>	159.370 <small>PIVOT POINT</small>		160.115 <small>RES 3</small>
SELL	159.646 <small>STOP LOSS</small>		159.177 <small>TAKE PROFIT</small>	


 GBPUSD	1.34665 <small>SUP 2</small>	1.34846 <small>SUP 1</small>	1.35281 <small>RES 1</small>	1.35535 <small>RES 2</small>
1:1 <small>RISK TO REWARD RATIO</small>	1.34411 <small>SUP 3</small>	1.35100 <small>PIVOT POINT</small>		1.35716 <small>RES 3</small>
BUY	1.34846 <small>STOP LOSS</small>		1.35281 <small>TAKE PROFIT</small>	


 AUDUSD	0.71283 <small>SUP 2</small>	0.71439 <small>SUP 1</small>	0.71753 <small>RES 1</small>	0.71911 <small>RES 2</small>
1:2 <small>RISK TO REWARD RATIO</small>	0.71125 <small>SUP 3</small>	0.71597 <small>PIVOT POINT</small>		0.72067 <small>RES 3</small>
BUY	0.71439 <small>STOP LOSS</small>		0.71753 <small>TAKE PROFIT</small>	


 USDCAD	1.36319 <small>SUP 2</small>	1.36517 <small>SUP 1</small>	1.36830 <small>RES 1</small>	1.36945 <small>RES 2</small>
1:-6 <small>RISK TO REWARD RATIO</small>	1.36204 <small>SUP 3</small>	1.36632 <small>PIVOT POINT</small>		1.37143 <small>RES 3</small>
SELL	1.36830 <small>STOP LOSS</small>		1.36517 <small>TAKE PROFIT</small>	


 USDCHF	0.77714 <small>SUP 2</small>	0.78083 <small>SUP 1</small>	0.78660 <small>RES 1</small>	0.78868 <small>RES 2</small>
1:1 <small>RISK TO REWARD RATIO</small>	0.77506 <small>SUP 3</small>	0.78291 <small>PIVOT POINT</small>		0.79237 <small>RES 3</small>
SELL	0.78660 <small>STOP LOSS</small>		0.78083 <small>TAKE PROFIT</small>	

 NZDUSD	0.58627 <small>SUP 2</small>	0.58839 <small>SUP 1</small>	0.59245 <small>RES 1</small>	0.59439 <small>RES 2</small>
1:1 <small>RISK TO REWARD RATIO</small>	0.58433 <small>SUP 3</small>	0.59033 <small>PIVOT POINT</small>		0.59651 <small>RES 3</small>
SELL	0.59245 <small>STOP LOSS</small>		0.58839 <small>TAKE PROFIT</small>	

 XAUUSD	4,686.07 <small>SUP 2</small>	4,713.10 <small>SUP 1</small>	4,769.71 <small>RES 1</small>	4,799.29 <small>RES 2</small>
1:1 <small>RISK TO REWARD RATIO</small>	4,656.49 <small>SUP 3</small>	4,742.68 <small>PIVOT POINT</small>		4,826.32 <small>RES 3</small>
BUY	4,713.10 <small>STOP LOSS</small>		4,769.71 <small>TAKE PROFIT</small>	


 CLR	85.32 <small>SUP 2</small>	89.10 <small>SUP 1</small>	95.17 <small>RES 1</small>	97.46 <small>RES 2</small>
1:2 <small>RISK TO REWARD RATIO</small>	83.03 <small>SUP 3</small>	91.39 <small>PIVOT POINT</small>		101.24 <small>RES 3</small>
SELL	95.17 <small>STOP LOSS</small>		89.10 <small>TAKE PROFIT</small>	

 XAGUSD	75.679 SUP 2	76.678 SUP 1	78.665 RES 1	79.653 RES 2
1:1 RISK TO REWARD RATIO	74.691 SUP 3	77.666 PIVOT POINT		80.652 RES 3
SELL	78.665 STOP LOSS		76.678 TAKE PROFIT	

 NIK	58,478 SUP 2	59,102 SUP 1	60,137 RES 1	60,548 RES 2
1:2 RISK TO REWARD RATIO	58,067 SUP 3	59,513 PIVOT POINT		61,172 RES 3
SELL	60,137 STOP LOSS		59,102 TAKE PROFIT	

 HAS	25,978 SUP 2	26,075 SUP 1	26,279 RES 1	26,386 RES 2
1:1 RISK TO REWARD RATIO	25,871 SUP 3	26,182 PIVOT POINT		26,483 RES 3
BUY	26,075 STOP LOSS		26,279 TAKE PROFIT	

 DJ	49,232 <small>SUP 2</small>	49,353 <small>SUP 1</small>	49,703 <small>RES 1</small>	49,932 <small>RES 2</small>
1:2 <small>RISK TO REWARD RATIO</small>	49,003 <small>SUP 3</small>	49,582 <small>PIVOT POINT</small>		50,053 <small>RES 3</small>
BUY	49,353 <small>STOP LOSS</small>		49,703 <small>TAKE PROFIT</small>	

 NQ	26,577.75 <small>SUP 2</small>	26,844.00 <small>SUP 1</small>	27,254.75 <small>RES 1</small>	27,399.25 <small>RES 2</small>
1:2 <small>RISK TO REWARD RATIO</small>	26,433.25 <small>SUP 3</small>	26,988.50 <small>PIVOT POINT</small>		27,665.50 <small>RES 3</small>
SELL	27,254.75 <small>STOP LOSS</small>		26,844.00 <small>TAKE PROFIT</small>	

 SP	7,102.92 <small>SUP 2</small>	7,133.33 <small>SUP 1</small>	7,183.58 <small>RES 1</small>	7,203.42 <small>RES 2</small>
1:2 <small>RISK TO REWARD RATIO</small>	7,083.08 <small>SUP 3</small>	7,153.17 <small>PIVOT POINT</small>		7,233.83 <small>RES 3</small>
SELL	7,183.58 <small>STOP LOSS</small>		7,133.33 <small>TAKE PROFIT</small>	



Dibuat Oleh:

VALBURY EDUCATION & RESEARCH DEPARTMENT

Disclaimer:

Informasi dalam publikasi ini disusun oleh PT Valbury Asia Futures. Materi ini bukan penawaran atau ajakan untuk melaksanakan transaksi dalam instrumen apapun. Valbury tidak bertanggung jawab atas segala penggunaan dan akibat yang mungkin diambil atau muncul berdasarkan publikasi ini. Tidak ada pernyataan atau jaminan yang diberikan mengenai keakuratan atau kelengkapan publikasi ini, sehingga setiap pihak yang bertindak berdasarkan informasi yang ditampilkan melalukan sepenuhnya atas risiko mereka sendiri. Perdagangan berjangka komoditi memiliki risiko yang tinggi. Informasi yang diberikan tidak memperhatikan tujuan investasi tertentu dan kebutuhan pihak yang menerimanya.