


SUPPORT & RESISTANCE


RECOMMENDATION

Jumat, 22 Mei 2026


 EURUSD	1.15501 <small>SUP 2</small>	1.15833 <small>SUP 1</small>	1.16423 <small>RES 1</small>	1.16681 <small>RES 2</small>
1:1 <small>RISK TO REWARD RATIO</small>	1.15243 <small>SUP 3</small>	1.16091 <small>PIVOT POINT</small>		1.17013 <small>RES 3</small>
SELL	1.16423 <small>STOP LOSS</small>		1.15833 <small>TAKE PROFIT</small>	


 USDJPY	158.481 <small>SUP 2</small>	158.729 <small>SUP 1</small>	159.282 <small>RES 1</small>	159.587 <small>RES 2</small>
1:1 <small>RISK TO REWARD RATIO</small>	158.176 <small>SUP 3</small>	159.034 <small>PIVOT POINT</small>		159.835 <small>RES 3</small>
BUY	158.729 <small>STOP LOSS</small>		159.282 <small>TAKE PROFIT</small>	


 GBPUSD	1.33577 <small>SUP 2</small>	1.33929 <small>SUP 1</small>	1.34588 <small>RES 1</small>	1.34895 <small>RES 2</small>
1:2 <small>RISK TO REWARD RATIO</small>	1.33270 <small>SUP 3</small>	1.34236 <small>PIVOT POINT</small>		1.35247 <small>RES 3</small>
SELL	1.34588 <small>STOP LOSS</small>		1.33929 <small>TAKE PROFIT</small>	

 AUDUSD	0.70702 <small>SUP 2</small>	0.71094 <small>SUP 1</small>	0.71780 <small>RES 1</small>	0.72074 <small>RES 2</small>
1:2 <small>RISK TO REWARD RATIO</small>	0.70408 <small>SUP 3</small>	0.71388 <small>PIVOT POINT</small>		0.72466 <small>RES 3</small>
SELL	0.71780 <small>STOP LOSS</small>		0.71094 <small>TAKE PROFIT</small>	

 USDCAD	1.37085 <small>SUP 2</small>	1.37427 <small>SUP 1</small>	1.38052 <small>RES 1</small>	1.38335 <small>RES 2</small>
1:1 <small>RISK TO REWARD RATIO</small>	1.36802 <small>SUP 3</small>	1.37710 <small>PIVOT POINT</small>		1.38677 <small>RES 3</small>
SELL	1.38052 <small>STOP LOSS</small>		1.37427 <small>TAKE PROFIT</small>	


 USDCHF	0.78281 <small>SUP 2</small>	0.78458 <small>SUP 1</small>	0.78924 <small>RES 1</small>	0.79213 <small>RES 2</small>
1:1 <small>RISK TO REWARD RATIO</small>	0.77992 <small>SUP 3</small>	0.78747 <small>PIVOT POINT</small>		0.79390 <small>RES 3</small>
BUY	0.78458 <small>STOP LOSS</small>		0.78924 <small>TAKE PROFIT</small>	

 NZDUSD	0.58240 <small>SUP 2</small>	0.58484 <small>SUP 1</small>	0.58924 <small>RES 1</small>	0.59120 <small>RES 2</small>
1:2 <small>RISK TO REWARD RATIO</small>	0.58044 <small>SUP 3</small>	0.58680 <small>PIVOT POINT</small>		0.59364 <small>RES 3</small>
SELL	0.58924 <small>STOP LOSS</small>		0.58484 <small>TAKE PROFIT</small>	


 XAUUSD	4,452.01 <small>SUP 2</small>	4,497.47 <small>SUP 1</small>	4,579.40 <small>RES 1</small>	4,615.87 <small>RES 2</small>
1:1 <small>RISK TO REWARD RATIO</small>	4,415.54 <small>SUP 3</small>	4,533.94 <small>PIVOT POINT</small>		4,661.33 <small>RES 3</small>
SELL	4,579.40 <small>STOP LOSS</small>		4,497.47 <small>TAKE PROFIT</small>	


 CLR	91.92 <small>SUP 2</small>	94.95 <small>SUP 1</small>	101.80 <small>RES 1</small>	105.62 <small>RES 2</small>
1:1 <small>RISK TO REWARD RATIO</small>	88.10 <small>SUP 3</small>	98.77 <small>PIVOT POINT</small>		108.65 <small>RES 3</small>
BUY	94.95 <small>STOP LOSS</small>		101.80 <small>TAKE PROFIT</small>	


 XAGUSD	73.343 SUP 2	74.991 SUP 1	77.688 RES 1	78.737 RES 2
1:2 RISK TO REWARD RATIO	72.294 SUP 3	76.040 PIVOT POINT		80.385 RES 3
SELL	77.688 STOP LOSS		74.991 TAKE PROFIT	

 NIK	60,502 SUP 2	61,338 SUP 1	62,678 RES 1	63,182 RES 2
1:2 RISK TO REWARD RATIO	59,998 SUP 3	61,842 PIVOT POINT		64,018 RES 3
SELL	62,678 STOP LOSS		61,338 TAKE PROFIT	

 HAS	24,976 SUP 2	25,271 SUP 1	25,843 RES 1	26,120 RES 2
1:1 RISK TO REWARD RATIO	24,699 SUP 3	25,548 PIVOT POINT		26,415 RES 3
SELL	25,843 STOP LOSS		25,271 TAKE PROFIT	

 DJ	49,014 <small>SUP 2</small>	49,530 <small>SUP 1</small>	50,319 <small>RES 1</small>	50,592 <small>RES 2</small>
1:2 <small>RISK TO REWARD RATIO</small>	48,741 <small>SUP 3</small>	49,803 <small>PIVOT POINT</small>		51,108 <small>RES 3</small>
SELL	50,319 <small>STOP LOSS</small>		49,530 <small>TAKE PROFIT</small>	

 NQ	28,918.92 <small>SUP 2</small>	29,164.83 <small>SUP 1</small>	29,604.33 <small>RES 1</small>	29,797.92 <small>RES 2</small>
1:1 <small>RISK TO REWARD RATIO</small>	28,725.33 <small>SUP 3</small>	29,358.42 <small>PIVOT POINT</small>		30,043.83 <small>RES 3</small>
SELL	29,604.33 <small>STOP LOSS</small>		29,164.83 <small>TAKE PROFIT</small>	

 SP	7,373.25 <small>SUP 2</small>	7,417.75 <small>SUP 1</small>	7,496.50 <small>RES 1</small>	7,530.75 <small>RES 2</small>
1:1 <small>RISK TO REWARD RATIO</small>	7,339.00 <small>SUP 3</small>	7,452.00 <small>PIVOT POINT</small>		7,575.25 <small>RES 3</small>
SELL	7,496.50 <small>STOP LOSS</small>		7,417.75 <small>TAKE PROFIT</small>	



Dibuat Oleh:

VALBURY EDUCATION & RESEARCH DEPARTMENT

Disclaimer:

Informasi dalam publikasi ini disusun oleh PT Valbury Asia Futures. Materi ini bukan penawaran atau ajakan untuk melaksanakan transaksi dalam instrumen apapun. Valbury tidak bertanggung jawab atas segala penggunaan dan akibat yang mungkin diambil atau muncul berdasarkan publikasi ini. Tidak ada pernyataan atau jaminan yang diberikan mengenai keakuratan atau kelengkapan publikasi ini, sehingga setiap pihak yang bertindak berdasarkan informasi yang ditampilkan melalukan sepenuhnya atas risiko mereka sendiri. Perdagangan berjangka komoditi memiliki risiko yang tinggi. Informasi yang diberikan tidak memperhatikan tujuan investasi tertentu dan kebutuhan pihak yang menerimanya.