


SUPPORT & RESISTANCE

RECOMMENDATION


Rabu, 22 April 2026

 EURUSD	1.16795 <small>SUP 2</small>	1.17113 <small>SUP 1</small>	1.17829 <small>RES 1</small>	1.18227 <small>RES 2</small>
1:2 <small>RISK TO REWARD RATIO</small>	1.16397 <small>SUP 3</small>	1.17511 <small>PIVOT POINT</small>		1.18545 <small>RES 3</small>
BUY	1.17113 <small>STOP LOSS</small>		1.17829 <small>TAKE PROFIT</small>	


 USDJPY	158.280 <small>SUP 2</small>	158.829 <small>SUP 1</small>	159.779 <small>RES 1</small>	160.180 <small>RES 2</small>
1:3 <small>RISK TO REWARD RATIO</small>	157.879 <small>SUP 3</small>	159.230 <small>PIVOT POINT</small>		160.729 <small>RES 3</small>
BUY	158.829 <small>STOP LOSS</small>		159.779 <small>TAKE PROFIT</small>	


 GBPUSD	1.34428 <small>SUP 2</small>	1.34754 <small>SUP 1</small>	1.35401 <small>RES 1</small>	1.35722 <small>RES 2</small>
1:1 <small>RISK TO REWARD RATIO</small>	1.34107 <small>SUP 3</small>	1.35075 <small>PIVOT POINT</small>		1.36048 <small>RES 3</small>
BUY	1.34754 <small>STOP LOSS</small>		1.35401 <small>TAKE PROFIT</small>	


 AUDUSD	0.71001 SUP 2	0.71266 SUP 1	0.71823 RES 1	0.72115 RES 2
1:1 RISK TO REWARD RATIO	0.70709 SUP 3	0.71558 PIVOT POINT		0.72380 RES 3
BUY	0.71266 STOP LOSS		0.71823 TAKE PROFIT	


 USDCAD	1.36106 SUP 2	1.36356 SUP 1	1.36812 RES 1	1.37018 RES 2
1:1 RISK TO REWARD RATIO	1.35900 SUP 3	1.36562 PIVOT POINT		1.37268 RES 3
SELL	1.36812 STOP LOSS		1.36356 TAKE PROFIT	


 USDCHF	0.77549 SUP 2	0.77806 SUP 1	0.78290 RES 1	0.78517 RES 2
1:2 RISK TO REWARD RATIO	0.77322 SUP 3	0.78033 PIVOT POINT		0.78774 RES 3
SELL	0.78290 STOP LOSS		0.77806 TAKE PROFIT	

 NZDUSD	0.58448 <small>SUP 2</small>	0.58691 <small>SUP 1</small>	0.59192 <small>RES 1</small>	0.59450 <small>RES 2</small>
1:1 <small>RISK TO REWARD RATIO</small>	0.58190 <small>SUP 3</small>	0.58949 <small>PIVOT POINT</small>		0.59693 <small>RES 3</small>
BUY	0.58691 <small>STOP LOSS</small>		0.59192 <small>TAKE PROFIT</small>	


 XAUUSD	4,576.13 <small>SUP 2</small>	4,648.04 <small>SUP 1</small>	4,812.40 <small>RES 1</small>	4,904.85 <small>RES 2</small>
1:1 <small>RISK TO REWARD RATIO</small>	4,483.68 <small>SUP 3</small>	4,740.49 <small>PIVOT POINT</small>		4,976.76 <small>RES 3</small>
BUY	4,648.04 <small>STOP LOSS</small>		4,812.40 <small>TAKE PROFIT</small>	


 CLR	82.87 <small>SUP 2</small>	86.65 <small>SUP 1</small>	93.19 <small>RES 1</small>	95.95 <small>RES 2</small>
1:1 <small>RISK TO REWARD RATIO</small>	80.11 <small>SUP 3</small>	89.41 <small>PIVOT POINT</small>		99.73 <small>RES 3</small>
SELL	93.19 <small>STOP LOSS</small>		86.65 <small>TAKE PROFIT</small>	


 XAGUSD	72.612 SUP 2	74.631 SUP 1	79.423 RES 1	82.196 RES 2
1:1 RISK TO REWARD RATIO	69.839 SUP 3	77.404 PIVOT POINT		84.215 RES 3
BUY	74.631 STOP LOSS		79.423 TAKE PROFIT	

 NIK	57,565 SUP 2	58,180 SUP 1	59,555 RES 1	60,315 RES 2
1:1 RISK TO REWARD RATIO	56,805 SUP 3	58,940 PIVOT POINT		60,930 RES 3
BUY	58,180 STOP LOSS		59,555 TAKE PROFIT	

 HAS	25,910 SUP 2	26,067 SUP 1	26,462 RES 1	26,700 RES 2
1:2 RISK TO REWARD RATIO	25,672 SUP 3	26,305 PIVOT POINT		26,857 RES 3
BUY	26,067 STOP LOSS		26,462 TAKE PROFIT	

 DJ	48,774 <small>SUP 2</small>	49,130 <small>SUP 1</small>	49,943 <small>RES 1</small>	50,400 <small>RES 2</small>
1:1 <small>RISK TO REWARD RATIO</small>	48,317 <small>SUP 3</small>	49,587 <small>PIVOT POINT</small>		50,756 <small>RES 3</small>
BUY	49,130 <small>STOP LOSS</small>		49,943 <small>TAKE PROFIT</small>	

 NQ	26,384.75 <small>SUP 2</small>	26,565.75 <small>SUP 1</small>	26,914.25 <small>RES 1</small>	27,081.75 <small>RES 2</small>
1:1 <small>RISK TO REWARD RATIO</small>	26,217.25 <small>SUP 3</small>	26,733.25 <small>PIVOT POINT</small>		27,262.75 <small>RES 3</small>
SELL	26,914.25 <small>STOP LOSS</small>		26,565.75 <small>TAKE PROFIT</small>	

 SP	7,033.50 <small>SUP 2</small>	7,079.25 <small>SUP 1</small>	7,176.75 <small>RES 1</small>	7,228.50 <small>RES 2</small>
1:1 <small>RISK TO REWARD RATIO</small>	6,981.75 <small>SUP 3</small>	7,131.00 <small>PIVOT POINT</small>		7,274.25 <small>RES 3</small>
BUY	7,079.25 <small>STOP LOSS</small>		7,176.75 <small>TAKE PROFIT</small>	



Dibuat Oleh:

VALBURY EDUCATION & RESEARCH DEPARTMENT

Disclaimer:

Informasi dalam publikasi ini disusun oleh PT Valbury Asia Futures. Materi ini bukan penawaran atau ajakan untuk melaksanakan transaksi dalam instrumen apapun. Valbury tidak bertanggung jawab atas segala penggunaan dan akibat yang mungkin diambil atau muncul berdasarkan publikasi ini. Tidak ada pernyataan atau jaminan yang diberikan mengenai keakuratan atau kelengkapan publikasi ini, sehingga setiap pihak yang bertindak berdasarkan informasi yang ditampilkan melalukan sepenuhnya atas risiko mereka sendiri. Perdagangan berjangka komoditi memiliki risiko yang tinggi. Informasi yang diberikan tidak memperhatikan tujuan investasi tertentu dan kebutuhan pihak yang menerimanya.