


SUPPORT & RESISTANCE

RECOMMENDATION

Kamis, 21 Mei 2026

 EURUSD	1.15549 SUP 2	1.15897 SUP 1	1.16520 RES 1	1.16795 RES 2
1:1 RISK TO REWARD RATIO	1.15274 SUP 3	1.16172 PIVOT POINT		1.17143 RES 3
SELL	1.16520 STOP LOSS		1.15897 TAKE PROFIT	


 USDJPY	158.316 SUP 2	158.619 SUP 1	159.193 RES 1	159.464 RES 2
1:2 RISK TO REWARD RATIO	158.045 SUP 3	158.890 PIVOT POINT		159.767 RES 3
BUY	158.619 STOP LOSS		159.193 TAKE PROFIT	


 GBPUSD	1.33330 SUP 2	1.33831 SUP 1	1.34730 RES 1	1.35128 RES 2
1:1 RISK TO REWARD RATIO	1.32932 SUP 3	1.34229 PIVOT POINT		1.35629 RES 3
SELL	1.34730 STOP LOSS		1.33831 TAKE PROFIT	


 AUDUSD	0.70502 <small>SUP 2</small>	0.71012 <small>SUP 1</small>	0.71884 <small>RES 1</small>	0.72246 <small>RES 2</small>
1:1 <small>RISK TO REWARD RATIO</small>	0.70140 <small>SUP 3</small>	0.71374 <small>PIVOT POINT</small>		0.72756 <small>RES 3</small>
SELL	0.71884 <small>STOP LOSS</small>		0.71012 <small>TAKE PROFIT</small>	

 USDCAD	1.37031 <small>SUP 2</small>	1.37235 <small>SUP 1</small>	1.37710 <small>RES 1</small>	1.37981 <small>RES 2</small>
1:2 <small>RISK TO REWARD RATIO</small>	1.36760 <small>SUP 3</small>	1.37506 <small>PIVOT POINT</small>		1.38185 <small>RES 3</small>
BUY	1.37235 <small>STOP LOSS</small>		1.37710 <small>TAKE PROFIT</small>	

 USDCHF	0.78288 <small>SUP 2</small>	0.78499 <small>SUP 1</small>	0.78991 <small>RES 1</small>	0.79272 <small>RES 2</small>
1:2 <small>RISK TO REWARD RATIO</small>	0.78007 <small>SUP 3</small>	0.78780 <small>PIVOT POINT</small>		0.79483 <small>RES 3</small>
BUY	0.78499 <small>STOP LOSS</small>		0.78991 <small>TAKE PROFIT</small>	

 NZDUSD	0.57840 <small>SUP 2</small>	0.58264 <small>SUP 1</small>	0.58993 <small>RES 1</small>	0.59298 <small>RES 2</small>
1:1 <small>RISK TO REWARD RATIO</small>	0.57535 <small>SUP 3</small>	0.58569 <small>PIVOT POINT</small>		0.59722 <small>RES 3</small>
SELL	0.58993 <small>STOP LOSS</small>		0.58264 <small>TAKE PROFIT</small>	


 XAUUSD	4,417.52 <small>SUP 2</small>	4,480.50 <small>SUP 1</small>	4,579.39 <small>RES 1</small>	4,615.30 <small>RES 2</small>
1:2 <small>RISK TO REWARD RATIO</small>	4,381.61 <small>SUP 3</small>	4,516.41 <small>PIVOT POINT</small>		4,678.28 <small>RES 3</small>
SELL	4,579.39 <small>STOP LOSS</small>		4,480.50 <small>TAKE PROFIT</small>	


 CLR	92.63 <small>SUP 2</small>	95.81 <small>SUP 1</small>	103.29 <small>RES 1</small>	107.59 <small>RES 2</small>
1:1 <small>RISK TO REWARD RATIO</small>	88.33 <small>SUP 3</small>	100.11 <small>PIVOT POINT</small>		110.77 <small>RES 3</small>
BUY	95.81 <small>STOP LOSS</small>		103.29 <small>TAKE PROFIT</small>	


 XAGUSD	71.672 SUP 2	73.745 SUP 1	77.246 RES 1	78.674 RES 2
1:1 RISK TO REWARD RATIO	70.244 SUP 3	75.173 PIVOT POINT		80.747 RES 3
SELL	77.246 STOP LOSS		73.745 TAKE PROFIT	

 NIK	58,578 SUP 2	60,037 SUP 1	62,252 RES 1	63,008 RES 2
1:2 RISK TO REWARD RATIO	57,822 SUP 3	60,793 PIVOT POINT		64,467 RES 3
SELL	62,252 STOP LOSS		60,037 TAKE PROFIT	

 HAS	25,362 SUP 2	25,559 SUP 1	25,867 RES 1	25,978 RES 2
1:2 RISK TO REWARD RATIO	25,251 SUP 3	25,670 PIVOT POINT		26,175 RES 3
SELL	25,867 STOP LOSS		25,559 TAKE PROFIT	

 DJ	49,014 SUP 2	49,530 SUP 1	50,319 RES 1	50,592 RES 2
1:2 RISK TO REWARD RATIO	48,741 SUP 3	49,803 PIVOT POINT		51,108 RES 3
SELL	50,319 STOP LOSS		49,530 TAKE PROFIT	

 NQ	28,580.67 SUP 2	28,958.58 SUP 1	29,554.08 RES 1	29,771.67 RES 2
1:2 RISK TO REWARD RATIO	28,363.08 SUP 3	29,176.17 PIVOT POINT		30,149.58 RES 3
SELL	29,554.08 STOP LOSS		28,958.58 TAKE PROFIT	

 SP	7,317.42 SUP 2	7,380.58 SUP 1	7,482.08 RES 1	7,520.42 RES 2
1:2 RISK TO REWARD RATIO	7,279.08 SUP 3	7,418.92 PIVOT POINT		7,583.58 RES 3
SELL	7,482.08 STOP LOSS		7,380.58 TAKE PROFIT	



Dibuat Oleh:

VALBURY EDUCATION & RESEARCH DEPARTMENT

Disclaimer:

Informasi dalam publikasi ini disusun oleh PT Valbury Asia Futures. Materi ini bukan penawaran atau ajakan untuk melaksanakan transaksi dalam instrumen apapun. Valbury tidak bertanggung jawab atas segala penggunaan dan akibat yang mungkin diambil atau muncul berdasarkan publikasi ini. Tidak ada pernyataan atau jaminan yang diberikan mengenai keakuratan atau kelengkapan publikasi ini, sehingga setiap pihak yang bertindak berdasarkan informasi yang ditampilkan melalukan sepenuhnya atas risiko mereka sendiri. Perdagangan berjangka komoditi memiliki risiko yang tinggi. Informasi yang diberikan tidak memperhatikan tujuan investasi tertentu dan kebutuhan pihak yang menerimanya.