

SUPPORT & RESISTANCE


RECOMMENDATION

Senin, 20 April 2026

 EURUSD	1.17125 <small>SUP 2</small>	1.17400 <small>SUP 1</small>	1.18221 <small>RES 1</small>	1.18767 <small>RES 2</small>
1:2 <small>RISK TO REWARD RATIO</small>	1.16579 <small>SUP 3</small>	1.17946 <small>PIVOT POINT</small>		1.19042 <small>RES 3</small>
BUY	1.17400 <small>STOP LOSS</small>		1.18221 <small>TAKE PROFIT</small>	


 USDJPY	156.616 <small>SUP 2</small>	157.587 <small>SUP 1</small>	159.525 <small>RES 1</small>	160.492 <small>RES 2</small>
1:1 <small>RISK TO REWARD RATIO</small>	155.649 <small>SUP 3</small>	158.554 <small>PIVOT POINT</small>		161.463 <small>RES 3</small>
SELL	159.525 <small>STOP LOSS</small>		157.587 <small>TAKE PROFIT</small>	


 GBPUSD	1.34456 <small>SUP 2</small>	1.34813 <small>SUP 1</small>	1.35761 <small>RES 1</small>	1.36352 <small>RES 2</small>
1:2 <small>RISK TO REWARD RATIO</small>	1.33865 <small>SUP 3</small>	1.35404 <small>PIVOT POINT</small>		1.36709 <small>RES 3</small>
BUY	1.34813 <small>STOP LOSS</small>		1.35761 <small>TAKE PROFIT</small>	

 AUDUSD	0.71110 <small>SUP 2</small>	0.71404 <small>SUP 1</small>	0.72102 <small>RES 1</small>	0.72506 <small>RES 2</small>
1:1 <small>RISK TO REWARD RATIO</small>	0.70706 <small>SUP 3</small>	0.71808 <small>PIVOT POINT</small>		0.72800 <small>RES 3</small>
BUY	0.71404 <small>STOP LOSS</small>		0.72102 <small>TAKE PROFIT</small>	

 USDCAD	1.36267 <small>SUP 2</small>	1.36601 <small>SUP 1</small>	1.37163 <small>RES 1</small>	1.37391 <small>RES 2</small>
1:1 <small>RISK TO REWARD RATIO</small>	1.36039 <small>SUP 3</small>	1.36829 <small>PIVOT POINT</small>		1.37725 <small>RES 3</small>
SELL	1.37163 <small>STOP LOSS</small>		1.36601 <small>TAKE PROFIT</small>	

 USDCHF	0.77448 <small>SUP 2</small>	0.77794 <small>SUP 1</small>	0.78445 <small>RES 1</small>	0.78750 <small>RES 2</small>
1:1 <small>RISK TO REWARD RATIO</small>	0.77143 <small>SUP 3</small>	0.78099 <small>PIVOT POINT</small>		0.79096 <small>RES 3</small>
SELL	0.78445 <small>STOP LOSS</small>		0.77794 <small>TAKE PROFIT</small>	

 NZDUSD	0.58495 SUP 2	0.58685 SUP 1	0.59177 RES 1	0.59479 RES 2
1:2 RISK TO REWARD RATIO	0.58193 SUP 3	0.58987 PIVOT POINT		0.59669 RES 3
BUY	0.58685 STOP LOSS		0.59177 TAKE PROFIT	


 XAUUSD	4,715.50 SUP 2	4,785.06 SUP 1	4,906.76 RES 1	4,958.90 RES 2
1:1 RISK TO REWARD RATIO	4,663.36 SUP 3	4,837.20 PIVOT POINT		5,028.46 RES 3
SELL	4,906.76 STOP LOSS		4,785.06 TAKE PROFIT	

 CLR	73.10 SUP 2	79.12 SUP 1	92.58 RES 1	100.02 RES 2
1:2 RISK TO REWARD RATIO	65.66 SUP 3	86.56 PIVOT POINT		106.04 RES 3
BUY	79.12 STOP LOSS		92.58 TAKE PROFIT	


 XAGUSD	75.423 SUP 2	78.381 SUP 1	83.665 RES 1	85.991 RES 2
1:1 RISK TO REWARD RATIO	73.097 SUP 3	80.707 PIVOT POINT		88.949 RES 3
SELL	83.665 STOP LOSS		78.381 TAKE PROFIT	

 NIK	58,000 SUP 2	58,875 SUP 1	60,360 RES 1	60,970 RES 2
1:1 RISK TO REWARD RATIO	57,390 SUP 3	59,485 PIVOT POINT		61,845 RES 3
SELL	60,360 STOP LOSS		58,875 TAKE PROFIT	

 HAS	25,774 SUP 2	26,137 SUP 1	26,757 RES 1	27,014 RES 2
1:1 RISK TO REWARD RATIO	25,517 SUP 3	26,394 PIVOT POINT		27,377 RES 3
SELL	26,757 STOP LOSS		26,137 TAKE PROFIT	

 DJ	48,351 SUP 2	49,010 SUP 1	50,127 RES 1	50,585 RES 2
1:1 RISK TO REWARD RATIO	47,893 SUP 3	49,468 PIVOT POINT		51,244 RES 3
SELL	50,127 STOP LOSS		49,010 TAKE PROFIT	

 NQ	26,283.33 SUP 2	26,561.67 SUP 1	26,999.92 RES 1	27,159.83 RES 2
1:2 RISK TO REWARD RATIO	26,123.42 SUP 3	26,721.58 PIVOT POINT		27,438.17 RES 3
SELL	26,999.92 STOP LOSS		26,561.67 TAKE PROFIT	

 SP	7,031.83 SUP 2	7,098.67 SUP 1	7,208.92 RES 1	7,252.33 RES 2
1:2 RISK TO REWARD RATIO	6,988.42 SUP 3	7,142.08 PIVOT POINT		7,319.17 RES 3
SELL	7,208.92 STOP LOSS		7,098.67 TAKE PROFIT	



Dibuat Oleh:

VALBURY EDUCATION & RESEARCH DEPARTMENT

Disclaimer:

Informasi dalam publikasi ini disusun oleh PT Valbury Asia Futures. Materi ini bukan penawaran atau ajakan untuk melaksanakan transaksi dalam instrumen apapun. Valbury tidak bertanggung jawab atas segala penggunaan dan akibat yang mungkin diambil atau muncul berdasarkan publikasi ini. Tidak ada pernyataan atau jaminan yang diberikan mengenai keakuratan atau kelengkapan publikasi ini, sehingga setiap pihak yang bertindak berdasarkan informasi yang ditampilkan melalukan sepenuhnya atas risiko mereka sendiri. Perdagangan berjangka komoditi memiliki risiko yang tinggi. Informasi yang diberikan tidak memperhatikan tujuan investasi tertentu dan kebutuhan pihak yang menerimanya.