


SUPPORT & RESISTANCE

RECOMMENDATION

Jumat, 1 Mei 2026

 EURUSD	1.16220 <small>SUP 2</small>	1.16759 <small>SUP 1</small>	1.17624 <small>RES 1</small>	1.17950 <small>RES 2</small>
1:1 <small>RISK TO REWARD RATIO</small>	1.15894 <small>SUP 3</small>	1.17085 <small>PIVOT POINT</small>		1.18489 <small>RES 3</small>
SELL	1.17624 <small>STOP LOSS</small>		1.16759 <small>TAKE PROFIT</small>	


 USDJPY	152.432 <small>SUP 2</small>	154.519 <small>SUP 1</small>	159.703 <small>RES 1</small>	162.800 <small>RES 2</small>
1:2 <small>RISK TO REWARD RATIO</small>	149.335 <small>SUP 3</small>	157.616 <small>PIVOT POINT</small>		164.887 <small>RES 3</small>
BUY	154.519 <small>STOP LOSS</small>		159.703 <small>TAKE PROFIT</small>	


 GBPUSD	1.33970 <small>SUP 2</small>	1.34992 <small>SUP 1</small>	1.36574 <small>RES 1</small>	1.37134 <small>RES 2</small>
1:1 <small>RISK TO REWARD RATIO</small>	1.33410 <small>SUP 3</small>	1.35552 <small>PIVOT POINT</small>		1.38156 <small>RES 3</small>
SELL	1.36574 <small>STOP LOSS</small>		1.34992 <small>TAKE PROFIT</small>	


 AUDUSD	0.70764 <small>SUP 2</small>	0.71384 <small>SUP 1</small>	0.72325 <small>RES 1</small>	0.72646 <small>RES 2</small>
1:1 <small>RISK TO REWARD RATIO</small>	0.70443 <small>SUP 3</small>	0.71705 <small>PIVOT POINT</small>		0.73266 <small>RES 3</small>
SELL	0.72325 <small>STOP LOSS</small>		0.71384 <small>TAKE PROFIT</small>	

 USDCAD	1.35072 <small>SUP 2</small>	1.35439 <small>SUP 1</small>	1.36528 <small>RES 1</small>	1.37250 <small>RES 2</small>
1:2 <small>RISK TO REWARD RATIO</small>	1.34350 <small>SUP 3</small>	1.36161 <small>PIVOT POINT</small>		1.37617 <small>RES 3</small>
BUY	1.35439 <small>STOP LOSS</small>		1.36528 <small>TAKE PROFIT</small>	


 USDCHF	0.77284 <small>SUP 2</small>	0.77696 <small>SUP 1</small>	0.78873 <small>RES 1</small>	0.79638 <small>RES 2</small>
1:2 <small>RISK TO REWARD RATIO</small>	0.76519 <small>SUP 3</small>	0.78461 <small>PIVOT POINT</small>		0.80050 <small>RES 3</small>
BUY	0.77696 <small>STOP LOSS</small>		0.78873 <small>TAKE PROFIT</small>	

 NZDUSD	0.57865 <small>SUP 2</small>	0.58477 <small>SUP 1</small>	0.59402 <small>RES 1</small>	0.59715 <small>RES 2</small>
1:1 <small>RISK TO REWARD RATIO</small>	0.57552 <small>SUP 3</small>	0.58790 <small>PIVOT POINT</small>		0.60327 <small>RES 3</small>
SELL	0.59402 <small>STOP LOSS</small>		0.58477 <small>TAKE PROFIT</small>	


 XAUUSD	4,495.08 <small>SUP 2</small>	4,558.36 <small>SUP 1</small>	4,665.81 <small>RES 1</small>	4,709.98 <small>RES 2</small>
1:1 <small>RISK TO REWARD RATIO</small>	4,450.91 <small>SUP 3</small>	4,602.53 <small>PIVOT POINT</small>		4,773.26 <small>RES 3</small>
SELL	4,665.81 <small>STOP LOSS</small>		4,558.36 <small>TAKE PROFIT</small>	


 CLR	98.98 <small>SUP 2</small>	102.20 <small>SUP 1</small>	109.75 <small>RES 1</small>	114.08 <small>RES 2</small>
1:1 <small>RISK TO REWARD RATIO</small>	94.65 <small>SUP 3</small>	106.53 <small>PIVOT POINT</small>		117.30 <small>RES 3</small>
BUY	102.20 <small>STOP LOSS</small>		109.75 <small>TAKE PROFIT</small>	


 XAGUSD	70.230 SUP 2	71.964 SUP 1	74.660 RES 1	75.622 RES 2
1:2 RISK TO REWARD RATIO	69.268 SUP 3	72.926 PIVOT POINT		77.356 RES 3
SELL	74.660 STOP LOSS		71.964 TAKE PROFIT	

 NIK	58,463 SUP 2	59,122 SUP 1	60,162 RES 1	60,543 RES 2
1:2 RISK TO REWARD RATIO	58,082 SUP 3	59,503 PIVOT POINT		61,202 RES 3
SELL	60,162 STOP LOSS		59,122 TAKE PROFIT	

 HAS	25,426 SUP 2	25,711 SUP 1	26,146 RES 1	26,296 RES 2
1:2 RISK TO REWARD RATIO	25,276 SUP 3	25,861 PIVOT POINT		26,581 RES 3
SELL	26,146 STOP LOSS		25,711 TAKE PROFIT	

 DJ	48,165 <small>SUP 2</small>	49,022 <small>SUP 1</small>	50,314 <small>RES 1</small>	50,749 <small>RES 2</small>
1:2 <small>RISK TO REWARD RATIO</small>	47,730 <small>SUP 3</small>	49,457 <small>PIVOT POINT</small>		51,606 <small>RES 3</small>
SELL	50,314 <small>STOP LOSS</small>		49,022 <small>TAKE PROFIT</small>	

 NQ	26,988.50 <small>SUP 2</small>	27,292.75 <small>SUP 1</small>	27,761.00 <small>RES 1</small>	27,925.00 <small>RES 2</small>
1:2 <small>RISK TO REWARD RATIO</small>	26,824.50 <small>SUP 3</small>	27,456.75 <small>PIVOT POINT</small>		28,229.25 <small>RES 3</small>
SELL	27,761.00 <small>STOP LOSS</small>		27,292.75 <small>TAKE PROFIT</small>	

 SP	7,095.50 <small>SUP 2</small>	7,170.75 <small>SUP 1</small>	7,284.00 <small>RES 1</small>	7,322.00 <small>RES 2</small>
1:2 <small>RISK TO REWARD RATIO</small>	7,057.50 <small>SUP 3</small>	7,208.75 <small>PIVOT POINT</small>		7,397.25 <small>RES 3</small>
SELL	7,284.00 <small>STOP LOSS</small>		7,170.75 <small>TAKE PROFIT</small>	



Dibuat Oleh:

VALBURY EDUCATION & RESEARCH DEPARTMENT

Disclaimer:

Informasi dalam publikasi ini disusun oleh PT Valbury Asia Futures. Materi ini bukan penawaran atau ajakan untuk melaksanakan transaksi dalam instrumen apapun. Valbury tidak bertanggung jawab atas segala penggunaan dan akibat yang mungkin diambil atau muncul berdasarkan publikasi ini. Tidak ada pernyataan atau jaminan yang diberikan mengenai keakuratan atau kelengkapan publikasi ini, sehingga setiap pihak yang bertindak berdasarkan informasi yang ditampilkan melalukan sepenuhnya atas risiko mereka sendiri. Perdagangan berjangka komoditi memiliki risiko yang tinggi. Informasi yang diberikan tidak memperhatikan tujuan investasi tertentu dan kebutuhan pihak yang menerimanya.