

# SUPPORT & RESISTANCE

RECOMMENDATION

Senin, 1 Juni 2026


 <b>EURUSD</b>	<b>1.15972</b> SUP 2	<b>1.16305</b> SUP 1	<b>1.16913</b> RES 1	<b>1.17188</b> RES 2
<b>1:1</b> RISK TO REWARD RATIO	<b>1.15697</b> SUP 3	<b>1.16580</b> PIVOT POINT		<b>1.17521</b> RES 3
<b>SELL</b>	<b>1.16913</b> STOP LOSS		<b>1.16305</b> TAKE PROFIT	


 <b>USDJPY</b>	<b>158.960</b> SUP 2	<b>159.105</b> SUP 1	<b>159.384</b> RES 1	<b>159.518</b> RES 2
<b>1:1</b> RISK TO REWARD RATIO	<b>158.826</b> SUP 3	<b>159.239</b> PIVOT POINT		<b>159.663</b> RES 3
<b>SELL</b>	<b>159.384</b> STOP LOSS		<b>159.105</b> TAKE PROFIT	

 <b>GBPUSD</b>	<b>1.33764</b> SUP 2	<b>1.34218</b> SUP 1	<b>1.34988</b> RES 1	<b>1.35304</b> RES 2
<b>1:1</b> RISK TO REWARD RATIO	<b>1.33448</b> SUP 3	<b>1.34534</b> PIVOT POINT		<b>1.35758</b> RES 3
<b>SELL</b>	<b>1.34988</b> STOP LOSS		<b>1.34218</b> TAKE PROFIT	

 <b>AUDUSD</b>	<b>0.71271</b> <small>SUP 2</small>	<b>0.71570</b> <small>SUP 1</small>	<b>0.72085</b> <small>RES 1</small>	<b>0.72301</b> <small>RES 2</small>
<b>1:1</b> <small>RISK TO REWARD RATIO</small>	<b>0.71055</b> <small>SUP 3</small>	<b>0.71786</b> <small>PIVOT POINT</small>		<b>0.72600</b> <small>RES 3</small>
<b>SELL</b>	<b>0.72085</b> <small>STOP LOSS</small>		<b>0.71570</b> <small>TAKE PROFIT</small>	


 <b>USDCAD</b>	<b>1.37353</b> <small>SUP 2</small>	<b>1.37604</b> <small>SUP 1</small>	<b>1.38197</b> <small>RES 1</small>	<b>1.38539</b> <small>RES 2</small>
<b>1:1</b> <small>RISK TO REWARD RATIO</small>	<b>1.37011</b> <small>SUP 3</small>	<b>1.37946</b> <small>PIVOT POINT</small>		<b>1.38790</b> <small>RES 3</small>
<b>BUY</b>	<b>1.37604</b> <small>STOP LOSS</small>		<b>1.38197</b> <small>TAKE PROFIT</small>	

 <b>USDCHF</b>	<b>0.77636</b> <small>SUP 2</small>	<b>0.77843</b> <small>SUP 1</small>	<b>0.78362</b> <small>RES 1</small>	<b>0.78674</b> <small>RES 2</small>
<b>1:2</b> <small>RISK TO REWARD RATIO</small>	<b>0.77324</b> <small>SUP 3</small>	<b>0.78155</b> <small>PIVOT POINT</small>		<b>0.78881</b> <small>RES 3</small>
<b>BUY</b>	<b>0.77843</b> <small>STOP LOSS</small>		<b>0.78362</b> <small>TAKE PROFIT</small>	

 <b>NZDUSD</b>	<b>0.58998</b> <small>SUP 2</small>	<b>0.59439</b> <small>SUP 1</small>	<b>0.60128</b> <small>RES 1</small>	<b>0.60376</b> <small>RES 2</small>
<b>1:2</b> <small>RISK TO REWARD RATIO</small>	<b>0.58750</b> <small>SUP 3</small>	<b>0.59687</b> <small>PIVOT POINT</small>		<b>0.60817</b> <small>RES 3</small>
<b>SELL</b>	<b>0.60128</b> <small>STOP LOSS</small>		<b>0.59439</b> <small>TAKE PROFIT</small>	


 <b>XAUUSD</b>	<b>4,437.31</b> <small>SUP 2</small>	<b>4,490.81</b> <small>SUP 1</small>	<b>4,595.99</b> <small>RES 1</small>	<b>4,647.67</b> <small>RES 2</small>
<b>1:1</b> <small>RISK TO REWARD RATIO</small>	<b>4,385.63</b> <small>SUP 3</small>	<b>4,542.49</b> <small>PIVOT POINT</small>		<b>4,701.17</b> <small>RES 3</small>
<b>SELL</b>	<b>4,595.99</b> <small>STOP LOSS</small>		<b>4,490.81</b> <small>TAKE PROFIT</small>	


 <b>CLR</b>	<b>85.03</b> <small>SUP 2</small>	<b>86.40</b> <small>SUP 1</small>	<b>89.06</b> <small>RES 1</small>	<b>90.35</b> <small>RES 2</small>
<b>1:1</b> <small>RISK TO REWARD RATIO</small>	<b>83.74</b> <small>SUP 3</small>	<b>87.69</b> <small>PIVOT POINT</small>		<b>91.72</b> <small>RES 3</small>
<b>SELL</b>	<b>89.06</b> <small>STOP LOSS</small>		<b>86.40</b> <small>TAKE PROFIT</small>	


 <b>XAGUSD</b>	<b>73.505</b> SUP 2	<b>74.502</b> SUP 1	<b>76.570</b> RES 1	<b>77.641</b> RES 2
<b>1:1</b> RISK TO REWARD RATIO	<b>72.434</b> SUP 3	<b>75.573</b> PIVOT POINT		<b>78.638</b> RES 3
<b>BUY</b>	<b>74.502</b> STOP LOSS		<b>76.570</b> TAKE PROFIT	

 <b>NIK</b>	<b>65,068</b> SUP 2	<b>65,657</b> SUP 1	<b>66,747</b> RES 1	<b>67,248</b> RES 2
<b>1:1</b> RISK TO REWARD RATIO	<b>64,567</b> SUP 3	<b>66,158</b> PIVOT POINT		<b>67,837</b> RES 3
<b>SELL</b>	<b>66,747</b> STOP LOSS		<b>65,657</b> TAKE PROFIT	

 <b>HAS</b>	<b>24,798</b> SUP 2	<b>24,946</b> SUP 1	<b>25,222</b> RES 1	<b>25,350</b> RES 2
<b>1:1</b> RISK TO REWARD RATIO	<b>24,670</b> SUP 3	<b>25,074</b> PIVOT POINT		<b>25,498</b> RES 3
<b>SELL</b>	<b>25,222</b> STOP LOSS		<b>24,946</b> TAKE PROFIT	

 <b>DJ</b>	<b>50,531</b> SUP 2	<b>50,804</b> SUP 1	<b>51,242</b> RES 1	<b>51,407</b> RES 2
<b>1:2</b> RISK TO REWARD RATIO	<b>50,366</b> SUP 3	<b>50,969</b> PIVOT POINT		<b>51,680</b> RES 3
<b>SELL</b>	<b>51,242</b> STOP LOSS		<b>50,804</b> TAKE PROFIT	

 <b>NQ</b>	<b>30,063.50</b> SUP 2	<b>30,229.50</b> SUP 1	<b>30,547.75</b> RES 1	<b>30,700.00</b> RES 2
<b>1:1</b> RISK TO REWARD RATIO	<b>29,911.25</b> SUP 3	<b>30,381.75</b> PIVOT POINT		<b>30,866.00</b> RES 3
<b>SELL</b>	<b>30,547.75</b> STOP LOSS		<b>30,229.50</b> TAKE PROFIT	

 <b>SP</b>	<b>7,554.58</b> SUP 2	<b>7,575.42</b> SUP 1	<b>7,614.17</b> RES 1	<b>7,632.08</b> RES 2
<b>1:1</b> RISK TO REWARD RATIO	<b>7,536.67</b> SUP 3	<b>7,593.33</b> PIVOT POINT		<b>7,652.92</b> RES 3
<b>SELL</b>	<b>7,614.17</b> STOP LOSS		<b>7,575.42</b> TAKE PROFIT	



Dibuat Oleh:

**VALBURY EDUCATION & RESEARCH DEPARTMENT**

Disclaimer:

Informasi dalam publikasi ini disusun oleh PT Valbury Asia Futures. Materi ini bukan penawaran atau ajakan untuk melaksanakan transaksi dalam instrumen apapun. Valbury tidak bertanggung jawab atas segala penggunaan dan akibat yang mungkin diambil atau muncul berdasarkan publikasi ini. Tidak ada pernyataan atau jaminan yang diberikan mengenai keakuratan atau kelengkapan publikasi ini, sehingga setiap pihak yang bertindak berdasarkan informasi yang ditampilkan melalukan sepenuhnya atas risiko mereka sendiri. Perdagangan berjangka komoditi memiliki risiko yang tinggi. Informasi yang diberikan tidak memperhatikan tujuan investasi tertentu dan kebutuhan pihak yang menerimanya.