

SUPPORT & RESISTANCE


RECOMMENDATION


Rabu, 1 Juli 2026

 EURUSD	1.13590 <small>SUP 2</small>	1.13900 <small>SUP 1</small>	1.14441 <small>RES 1</small>	1.14672 <small>RES 2</small>
1:1 <small>RISK TO REWARD RATIO</small>	1.13359 <small>SUP 3</small>	1.14131 <small>PIVOT POINT</small>		1.14982 <small>RES 3</small>
SELL	1.14441 <small>STOP LOSS</small>		1.13900 <small>TAKE PROFIT</small>	


 USDJPY	161.559 <small>SUP 2</small>	162.063 <small>SUP 1</small>	162.867 <small>RES 1</small>	163.167 <small>RES 2</small>
1:2 <small>RISK TO REWARD RATIO</small>	161.259 <small>SUP 3</small>	162.363 <small>PIVOT POINT</small>		163.671 <small>RES 3</small>
SELL	162.867 <small>STOP LOSS</small>		162.063 <small>TAKE PROFIT</small>	


 GBPUSD	1.31853 <small>SUP 2</small>	1.32227 <small>SUP 1</small>	1.32869 <small>RES 1</small>	1.33137 <small>RES 2</small>
1:1 <small>RISK TO REWARD RATIO</small>	1.31585 <small>SUP 3</small>	1.32495 <small>PIVOT POINT</small>		1.33511 <small>RES 3</small>
SELL	1.32869 <small>STOP LOSS</small>		1.32227 <small>TAKE PROFIT</small>	

 AUDUSD	0.68401 SUP 2	0.68796 SUP 1	0.69440 RES 1	0.69689 RES 2
1:1 RISK TO REWARD RATIO	0.68152 SUP 3	0.69045 PIVOT POINT		0.70084 RES 3
SELL	0.69440 STOP LOSS		0.68796 TAKE PROFIT	

 USDCAD	1.41371 SUP 2	1.41658 SUP 1	1.42350 RES 1	1.42755 RES 2
1:2 RISK TO REWARD RATIO	1.40966 SUP 3	1.42063 PIVOT POINT		1.43042 RES 3
BUY	1.41658 STOP LOSS		1.42350 TAKE PROFIT	


 USDCHF	0.80435 SUP 2	0.80631 SUP 1	0.81016 RES 1	0.81205 RES 2
1:2 RISK TO REWARD RATIO	0.80246 SUP 3	0.80820 PIVOT POINT		0.81401 RES 3
BUY	0.80631 STOP LOSS		0.81016 TAKE PROFIT	

 NZDUSD	0.56188 <small>SUP 2</small>	0.56472 <small>SUP 1</small>	0.56967 <small>RES 1</small>	0.57178 <small>RES 2</small>
1:1 <small>RISK TO REWARD RATIO</small>	0.55977 <small>SUP 3</small>	0.56683 <small>PIVOT POINT</small>		0.57462 <small>RES 3</small>
SELL	0.56967 <small>STOP LOSS</small>		0.56472 <small>TAKE PROFIT</small>	

 XAUUSD	3,883.08 <small>SUP 2</small>	3,945.22 <small>SUP 1</small>	4,066.40 <small>RES 1</small>	4,125.44 <small>RES 2</small>
1:1 <small>RISK TO REWARD RATIO</small>	3,824.04 <small>SUP 3</small>	4,004.26 <small>PIVOT POINT</small>		4,187.58 <small>RES 3</small>
SELL	4,066.40 <small>STOP LOSS</small>		3,945.22 <small>TAKE PROFIT</small>	


 CLR	67.96 <small>SUP 2</small>	69.02 <small>SUP 1</small>	71.35 <small>RES 1</small>	72.62 <small>RES 2</small>
1:1 <small>RISK TO REWARD RATIO</small>	66.69 <small>SUP 3</small>	70.29 <small>PIVOT POINT</small>		73.68 <small>RES 3</small>
BUY	69.02 <small>STOP LOSS</small>		71.35 <small>TAKE PROFIT</small>	


 XAGUSD	54.693 SUP 2	56.626 SUP 1	60.453 RES 1	62.347 RES 2
1:1 RISK TO REWARD RATIO	52.799 SUP 3	58.520 PIVOT POINT		64.280 RES 3
SELL	60.453 STOP LOSS		56.626 TAKE PROFIT	

 NIK	68,695 SUP 2	69,845 SUP 1	71,760 RES 1	72,525 RES 2
1:2 RISK TO REWARD RATIO	67,930 SUP 3	70,610 PIVOT POINT		73,675 RES 3
SELL	71,760 STOP LOSS		69,845 TAKE PROFIT	

 HAS	22,479 SUP 2	22,734 SUP 1	23,144 RES 1	23,299 RES 2
1:2 RISK TO REWARD RATIO	22,324 SUP 3	22,889 PIVOT POINT		23,554 RES 3
SELL	23,144 STOP LOSS		22,734 TAKE PROFIT	

 DJ	52,215 SUP 2	52,433 SUP 1	52,812 RES 1	52,973 RES 2
1:1 RISK TO REWARD RATIO	52,054 SUP 3	52,594 PIVOT POINT		53,191 RES 3
SELL	52,812 STOP LOSS		52,433 TAKE PROFIT	

 NQ	29,682.17 SUP 2	30,093.33 SUP 1	30,756.58 RES 1	31,008.67 RES 2
1:2 RISK TO REWARD RATIO	29,430.08 SUP 3	30,345.42 PIVOT POINT		31,419.83 RES 3
SELL	30,756.58 STOP LOSS		30,093.33 TAKE PROFIT	

 SP	7,445.83 SUP 2	7,495.67 SUP 1	7,581.42 RES 1	7,617.33 RES 2
1:1 RISK TO REWARD RATIO	7,409.92 SUP 3	7,531.58 PIVOT POINT		7,667.17 RES 3
SELL	7,581.42 STOP LOSS		7,495.67 TAKE PROFIT	



Dibuat Oleh:

VALBURY EDUCATION & RESEARCH DEPARTMENT

Disclaimer:

Informasi dalam publikasi ini disusun oleh PT Valbury Asia Futures. Materi ini bukan penawaran atau ajakan untuk melaksanakan transaksi dalam instrumen apapun. Valbury tidak bertanggung jawab atas segala penggunaan dan akibat yang mungkin diambil atau muncul berdasarkan publikasi ini. Tidak ada pernyataan atau jaminan yang diberikan mengenai keakuratan atau kelengkapan publikasi ini, sehingga setiap pihak yang bertindak berdasarkan informasi yang ditampilkan melalukan sepenuhnya atas risiko mereka sendiri. Perdagangan berjangka komoditi memiliki risiko yang tinggi. Informasi yang diberikan tidak memperhatikan tujuan investasi tertentu dan kebutuhan pihak yang menerimanya.