

SUPPORT & RESISTANCE

RECOMMENDATION

Selasa, 19 Mei 2026


 EURUSD	1.15890 <small>SUP 2</small>	1.16223 <small>SUP 1</small>	1.16746 <small>RES 1</small>	1.16936 <small>RES 2</small>
1:1 <small>RISK TO REWARD RATIO</small>	1.15700 <small>SUP 3</small>	1.16413 <small>PIVOT POINT</small>		1.17269 <small>RES 3</small>
SELL	1.16746 <small>STOP LOSS</small>		1.16223 <small>TAKE PROFIT</small>	


 USDJPY	158.374 <small>SUP 2</small>	158.609 <small>SUP 1</small>	159.076 <small>RES 1</small>	159.308 <small>RES 2</small>
1:2 <small>RISK TO REWARD RATIO</small>	158.142 <small>SUP 3</small>	158.841 <small>PIVOT POINT</small>		159.543 <small>RES 3</small>
BUY	158.609 <small>STOP LOSS</small>		159.076 <small>TAKE PROFIT</small>	


 GBPUSD	1.32472 <small>SUP 2</small>	1.33399 <small>SUP 1</small>	1.34872 <small>RES 1</small>	1.35418 <small>RES 2</small>
1:1 <small>RISK TO REWARD RATIO</small>	1.31926 <small>SUP 3</small>	1.33945 <small>PIVOT POINT</small>		1.36345 <small>RES 3</small>
SELL	1.34872 <small>STOP LOSS</small>		1.33399 <small>TAKE PROFIT</small>	


 AUDUSD	0.70910 <small>SUP 2</small>	0.71294 <small>SUP 1</small>	0.71951 <small>RES 1</small>	0.72224 <small>RES 2</small>
1:1 <small>RISK TO REWARD RATIO</small>	0.70637 <small>SUP 3</small>	0.71567 <small>PIVOT POINT</small>		0.72608 <small>RES 3</small>
SELL	0.71951 <small>STOP LOSS</small>		0.71294 <small>TAKE PROFIT</small>	


 USDCAD	1.37129 <small>SUP 2</small>	1.37255 <small>SUP 1</small>	1.37568 <small>RES 1</small>	1.37755 <small>RES 2</small>
1:2 <small>RISK TO REWARD RATIO</small>	1.36942 <small>SUP 3</small>	1.37442 <small>PIVOT POINT</small>		1.37881 <small>RES 3</small>
BUY	1.37255 <small>STOP LOSS</small>		1.37568 <small>TAKE PROFIT</small>	

 USDCHF	0.78158 <small>SUP 2</small>	0.78294 <small>SUP 1</small>	0.78667 <small>RES 1</small>	0.78904 <small>RES 2</small>
1:2 <small>RISK TO REWARD RATIO</small>	0.77921 <small>SUP 3</small>	0.78531 <small>PIVOT POINT</small>		0.79040 <small>RES 3</small>
BUY	0.78294 <small>STOP LOSS</small>		0.78667 <small>TAKE PROFIT</small>	

 NZDUSD	0.58006 SUP 2	0.58374 SUP 1	0.58962 RES 1	0.59182 RES 2
1:1 RISK TO REWARD RATIO	0.57786 SUP 3	0.58594 PIVOT POINT		0.59550 RES 3
SELL	0.58962 STOP LOSS		0.58374 TAKE PROFIT	


 XAUUSD	4,439.78 SUP 2	4,502.89 SUP 1	4,606.58 RES 1	4,647.16 RES 2
1:2 RISK TO REWARD RATIO	4,399.20 SUP 3	4,543.47 PIVOT POINT		4,710.27 RES 3
SELL	4,606.58 STOP LOSS		4,502.89 TAKE PROFIT	


 CLR	95.55 SUP 2	99.02 SUP 1	105.56 RES 1	108.63 RES 2
1:1 RISK TO REWARD RATIO	92.48 SUP 3	102.09 PIVOT POINT		112.10 RES 3
SELL	105.56 STOP LOSS		99.02 TAKE PROFIT	


 XAGUSD	72.214 SUP 2	74.932 SUP 1	79.271 RES 1	80.892 RES 2
1:2 RISK TO REWARD RATIO	70.593 SUP 3	76.553 PIVOT POINT		83.610 RES 3
SELL	79.271 STOP LOSS		74.932 TAKE PROFIT	

 NIK	59,832 SUP 2	60,668 SUP 1	62,083 RES 1	62,662 RES 2
1:1 RISK TO REWARD RATIO	59,253 SUP 3	61,247 PIVOT POINT		63,498 RES 3
SELL	62,083 STOP LOSS		60,668 TAKE PROFIT	

 HAS	25,254 SUP 2	25,404 SUP 1	25,737 RES 1	25,920 RES 2
1:1 RISK TO REWARD RATIO	25,071 SUP 3	25,587 PIVOT POINT		26,070 RES 3
BUY	25,404 STOP LOSS		25,737 TAKE PROFIT	

 DJ	48,840 <small>SUP 2</small>	49,226 <small>SUP 1</small>	49,918 <small>RES 1</small>	50,224 <small>RES 2</small>
1:1 <small>RISK TO REWARD RATIO</small>	48,534 <small>SUP 3</small>	49,532 <small>PIVOT POINT</small>		50,610 <small>RES 3</small>
SELL	49,918 <small>STOP LOSS</small>		49,226 <small>TAKE PROFIT</small>	

 NQ	28,459.42 <small>SUP 2</small>	28,708.83 <small>SUP 1</small>	29,313.08 <small>RES 1</small>	29,667.92 <small>RES 2</small>
1:1 <small>RISK TO REWARD RATIO</small>	28,104.58 <small>SUP 3</small>	29,063.67 <small>PIVOT POINT</small>		29,917.33 <small>RES 3</small>
BUY	28,708.83 <small>STOP LOSS</small>		29,313.08 <small>TAKE PROFIT</small>	

 SP	7,328.92 <small>SUP 2</small>	7,364.58 <small>SUP 1</small>	7,444.83 <small>RES 1</small>	7,489.42 <small>RES 2</small>
1:1 <small>RISK TO REWARD RATIO</small>	7,284.33 <small>SUP 3</small>	7,409.17 <small>PIVOT POINT</small>		7,525.08 <small>RES 3</small>
BUY	7,364.58 <small>STOP LOSS</small>		7,444.83 <small>TAKE PROFIT</small>	



Dibuat Oleh:

VALBURY EDUCATION & RESEARCH DEPARTMENT

Disclaimer:

Informasi dalam publikasi ini disusun oleh PT Valbury Asia Futures. Materi ini bukan penawaran atau ajakan untuk melaksanakan transaksi dalam instrumen apapun. Valbury tidak bertanggung jawab atas segala penggunaan dan akibat yang mungkin diambil atau muncul berdasarkan publikasi ini. Tidak ada pernyataan atau jaminan yang diberikan mengenai keakuratan atau kelengkapan publikasi ini, sehingga setiap pihak yang bertindak berdasarkan informasi yang ditampilkan melalukan sepenuhnya atas risiko mereka sendiri. Perdagangan berjangka komoditi memiliki risiko yang tinggi. Informasi yang diberikan tidak memperhatikan tujuan investasi tertentu dan kebutuhan pihak yang menerimanya.