

SUPPORT & RESISTANCE

RECOMMENDATION


Jumat, 19 Juni 2026

 EURUSD	1.14014 <small>SUP 2</small>	1.14288 <small>SUP 1</small>	1.15057 <small>RES 1</small>	1.15552 <small>RES 2</small>
1:2 <small>RISK TO REWARD RATIO</small>	1.13519 <small>SUP 3</small>	1.14783 <small>PIVOT POINT</small>		1.15826 <small>RES 3</small>
BUY	1.14288 <small>STOP LOSS</small>		1.15057 <small>TAKE PROFIT</small>	


 USDJPY	159.890 <small>SUP 2</small>	160.642 <small>SUP 1</small>	161.975 <small>RES 1</small>	162.556 <small>RES 2</small>
1:1 <small>RISK TO REWARD RATIO</small>	159.309 <small>SUP 3</small>	161.223 <small>PIVOT POINT</small>		163.308 <small>RES 3</small>
SELL	161.975 <small>STOP LOSS</small>		160.642 <small>TAKE PROFIT</small>	


 GBPUSD	1.31085 <small>SUP 2</small>	1.31562 <small>SUP 1</small>	1.32880 <small>RES 1</small>	1.33721 <small>RES 2</small>
1:2 <small>RISK TO REWARD RATIO</small>	1.30244 <small>SUP 3</small>	1.32403 <small>PIVOT POINT</small>		1.34198 <small>RES 3</small>
BUY	1.31562 <small>STOP LOSS</small>		1.32880 <small>TAKE PROFIT</small>	

 AUDUSD	0.69774 <small>SUP 2</small>	0.69952 <small>SUP 1</small>	0.70360 <small>RES 1</small>	0.70590 <small>RES 2</small>
1:1 <small>RISK TO REWARD RATIO</small>	0.69544 <small>SUP 3</small>	0.70182 <small>PIVOT POINT</small>		0.70768 <small>RES 3</small>
BUY	0.69952 <small>STOP LOSS</small>		0.70360 <small>TAKE PROFIT</small>	


 USDCAD	1.40706 <small>SUP 2</small>	1.41030 <small>SUP 1</small>	1.41569 <small>RES 1</small>	1.41784 <small>RES 2</small>
1:1 <small>RISK TO REWARD RATIO</small>	1.40491 <small>SUP 3</small>	1.41245 <small>PIVOT POINT</small>		1.42108 <small>RES 3</small>
SELL	1.41569 <small>STOP LOSS</small>		1.41030 <small>TAKE PROFIT</small>	

 USDCHF	0.79492 <small>SUP 2</small>	0.79971 <small>SUP 1</small>	0.80772 <small>RES 1</small>	0.81094 <small>RES 2</small>
1:1 <small>RISK TO REWARD RATIO</small>	0.79170 <small>SUP 3</small>	0.80293 <small>PIVOT POINT</small>		0.81573 <small>RES 3</small>
SELL	0.80772 <small>STOP LOSS</small>		0.79971 <small>TAKE PROFIT</small>	

 NZDUSD	0.57162 SUP 2	0.57346 SUP 1	0.57849 RES 1	0.58168 RES 2
1:2 RISK TO REWARD RATIO	0.56843 SUP 3	0.57665 PIVOT POINT		0.58352 RES 3
BUY	0.57346 STOP LOSS		0.57849 TAKE PROFIT	

 XAUUSD	4,118.54 SUP 2	4,163.75 SUP 1	4,291.93 RES 1	4,374.90 RES 2
1:2 RISK TO REWARD RATIO	4,035.57 SUP 3	4,246.72 PIVOT POINT		4,420.11 RES 3
BUY	4,163.75 STOP LOSS		4,291.93 TAKE PROFIT	


 CLR	72.31 SUP 2	74.43 SUP 1	77.83 RES 1	79.11 RES 2
1:2 RISK TO REWARD RATIO	71.03 SUP 3	75.71 PIVOT POINT		81.23 RES 3
SELL	77.83 STOP LOSS		74.43 TAKE PROFIT	


 XAGUSD	62.072 SUP 2	63.880 SUP 1	68.659 RES 1	71.630 RES 2
1:2 RISK TO REWARD RATIO	59.101 SUP 3	66.851 PIVOT POINT		73.438 RES 3
BUY	63.880 STOP LOSS		68.659 TAKE PROFIT	

 NIK	69,610 SUP 2	70,790 SUP 1	72,680 RES 1	73,390 RES 2
1:2 RISK TO REWARD RATIO	68,900 SUP 3	71,500 PIVOT POINT		74,570 RES 3
SELL	72,680 STOP LOSS		70,790 TAKE PROFIT	

 HAS	23,452 SUP 2	23,653 SUP 1	24,147 RES 1	24,440 RES 2
1:1 RISK TO REWARD RATIO	23,159 SUP 3	23,946 PIVOT POINT		24,641 RES 3
BUY	23,653 STOP LOSS		24,147 TAKE PROFIT	

 DJ	51,703 <small>SUP 2</small>	51,866 <small>SUP 1</small>	52,277 <small>RES 1</small>	52,525 <small>RES 2</small>
1:1 <small>RISK TO REWARD RATIO</small>	51,455 <small>SUP 3</small>	52,114 <small>PIVOT POINT</small>		52,688 <small>RES 3</small>
BUY	51,866 <small>STOP LOSS</small>		52,277 <small>TAKE PROFIT</small>	

 NQ	29,843.50 <small>SUP 2</small>	30,278.00 <small>SUP 1</small>	30,964.00 <small>RES 1</small>	31,215.50 <small>RES 2</small>
1:2 <small>RISK TO REWARD RATIO</small>	29,592.00 <small>SUP 3</small>	30,529.50 <small>PIVOT POINT</small>		31,650.00 <small>RES 3</small>
SELL	30,964.00 <small>STOP LOSS</small>		30,278.00 <small>TAKE PROFIT</small>	

 SP	7,476.75 <small>SUP 2</small>	7,526.25 <small>SUP 1</small>	7,602.75 <small>RES 1</small>	7,629.75 <small>RES 2</small>
1:2 <small>RISK TO REWARD RATIO</small>	7,449.75 <small>SUP 3</small>	7,553.25 <small>PIVOT POINT</small>		7,679.25 <small>RES 3</small>
SELL	7,602.75 <small>STOP LOSS</small>		7,526.25 <small>TAKE PROFIT</small>	



Dibuat Oleh:

VALBURY EDUCATION & RESEARCH DEPARTMENT

Disclaimer:

Informasi dalam publikasi ini disusun oleh PT Valbury Asia Futures. Materi ini bukan penawaran atau ajakan untuk melaksanakan transaksi dalam instrumen apapun. Valbury tidak bertanggung jawab atas segala penggunaan dan akibat yang mungkin diambil atau muncul berdasarkan publikasi ini. Tidak ada pernyataan atau jaminan yang diberikan mengenai keakuratan atau kelengkapan publikasi ini, sehingga setiap pihak yang bertindak berdasarkan informasi yang ditampilkan melalukan sepenuhnya atas risiko mereka sendiri. Perdagangan berjangka komoditi memiliki risiko yang tinggi. Informasi yang diberikan tidak memperhatikan tujuan investasi tertentu dan kebutuhan pihak yang menerimanya.