

SUPPORT & RESISTANCE

RECOMMENDATION

Senin, 18 Mei 2026

 EURUSD	1.15810 SUP 2	1.16004 SUP 1	1.16554 RES 1	1.16910 RES 2
1:2 RISK TO REWARD RATIO	1.15454 SUP 3	1.16360 PIVOT POINT		1.17104 RES 3
BUY	1.16004 STOP LOSS		1.16554 TAKE PROFIT	


 USDJPY	158.053 SUP 2	158.415 SUP 1	158.959 RES 1	159.141 RES 2
1:2 RISK TO REWARD RATIO	157.871 SUP 3	158.597 PIVOT POINT		159.503 RES 3
SELL	158.959 STOP LOSS		158.415 TAKE PROFIT	


 GBPUSD	1.32579 SUP 2	1.32876 SUP 1	1.33751 RES 1	1.34329 RES 2
1:2 RISK TO REWARD RATIO	1.32001 SUP 3	1.33454 PIVOT POINT		1.34626 RES 3
BUY	1.32876 STOP LOSS		1.33751 TAKE PROFIT	

 AUDUSD	0.70870 <small>SUP 2</small>	0.71179 <small>SUP 1</small>	0.72011 <small>RES 1</small>	0.72534 <small>RES 2</small>
1:2 <small>RISK TO REWARD RATIO</small>	0.70347 <small>SUP 3</small>	0.71702 <small>PIVOT POINT</small>		0.72843 <small>RES 3</small>
BUY	0.71179 <small>STOP LOSS</small>		0.72011 <small>TAKE PROFIT</small>	


 USDCAD	1.36913 <small>SUP 2</small>	1.37217 <small>SUP 1</small>	1.37744 <small>RES 1</small>	1.37967 <small>RES 2</small>
1:1 <small>RISK TO REWARD RATIO</small>	1.36690 <small>SUP 3</small>	1.37440 <small>PIVOT POINT</small>		1.38271 <small>RES 3</small>
SELL	1.37744 <small>STOP LOSS</small>		1.37217 <small>TAKE PROFIT</small>	


 USDCHF	0.78110 <small>SUP 2</small>	0.78391 <small>SUP 1</small>	0.78841 <small>RES 1</small>	0.79010 <small>RES 2</small>
1:2 <small>RISK TO REWARD RATIO</small>	0.77941 <small>SUP 3</small>	0.78560 <small>PIVOT POINT</small>		0.79291 <small>RES 3</small>
SELL	0.78841 <small>STOP LOSS</small>		0.78391 <small>TAKE PROFIT</small>	


 NZDUSD	0.57851 <small>SUP 2</small>	0.58116 <small>SUP 1</small>	0.58885 <small>RES 1</small>	0.59389 <small>RES 2</small>
1:2 <small>RISK TO REWARD RATIO</small>	0.57347 <small>SUP 3</small>	0.58620 <small>PIVOT POINT</small>		0.59654 <small>RES 3</small>
BUY	0.58116 <small>STOP LOSS</small>		0.58885 <small>TAKE PROFIT</small>	


 XAUUSD	4,420.54 <small>SUP 2</small>	4,482.82 <small>SUP 1</small>	4,636.27 <small>RES 1</small>	4,727.44 <small>RES 2</small>
1:1 <small>RISK TO REWARD RATIO</small>	4,329.37 <small>SUP 3</small>	4,573.99 <small>PIVOT POINT</small>		4,789.72 <small>RES 3</small>
BUY	4,482.82 <small>STOP LOSS</small>		4,636.27 <small>TAKE PROFIT</small>	

 CLR	99.84 <small>SUP 2</small>	102.72 <small>SUP 1</small>	107.22 <small>RES 1</small>	108.84 <small>RES 2</small>
1:2 <small>RISK TO REWARD RATIO</small>	98.22 <small>SUP 3</small>	104.34 <small>PIVOT POINT</small>		111.72 <small>RES 3</small>
SELL	107.22 <small>STOP LOSS</small>		102.72 <small>TAKE PROFIT</small>	


 XAGUSD	70.519 <small>SUP 2</small>	73.389 <small>SUP 1</small>	81.492 <small>RES 1</small>	86.725 <small>RES 2</small>
1:2 <small>RISK TO REWARD RATIO</small>	65.286 <small>SUP 3</small>	78.622 <small>PIVOT POINT</small>		89.595 <small>RES 3</small>
BUY	73.389 <small>STOP LOSS</small>		81.492 <small>TAKE PROFIT</small>	

 NIK	59,707 <small>SUP 2</small>	60,708 <small>SUP 1</small>	62,993 <small>RES 1</small>	64,277 <small>RES 2</small>
1:1 <small>RISK TO REWARD RATIO</small>	58,423 <small>SUP 3</small>	61,992 <small>PIVOT POINT</small>		65,278 <small>RES 3</small>
BUY	60,708 <small>STOP LOSS</small>		62,993 <small>TAKE PROFIT</small>	

 HAS	25,245 <small>SUP 2</small>	25,487 <small>SUP 1</small>	26,132 <small>RES 1</small>	26,535 <small>RES 2</small>
1:2 <small>RISK TO REWARD RATIO</small>	24,842 <small>SUP 3</small>	25,890 <small>PIVOT POINT</small>		26,777 <small>RES 3</small>
BUY	25,487 <small>STOP LOSS</small>		26,132 <small>TAKE PROFIT</small>	

 DJ	49,031 <small>SUP 2</small>	49,267 <small>SUP 1</small>	49,946 <small>RES 1</small>	50,389 <small>RES 2</small>
1:2 <small>RISK TO REWARD RATIO</small>	48,588 <small>SUP 3</small>	49,710 <small>PIVOT POINT</small>		50,625 <small>RES 3</small>
BUY	49,267 <small>STOP LOSS</small>		49,946 <small>TAKE PROFIT</small>	

 NQ	28,682.92 <small>SUP 2</small>	28,918.83 <small>SUP 1</small>	29,561.33 <small>RES 1</small>	29,967.92 <small>RES 2</small>
1:2 <small>RISK TO REWARD RATIO</small>	28,276.33 <small>SUP 3</small>	29,325.42 <small>PIVOT POINT</small>		30,203.83 <small>RES 3</small>
BUY	28,918.83 <small>STOP LOSS</small>		29,561.33 <small>TAKE PROFIT</small>	

 SP	7,334.00 <small>SUP 2</small>	7,376.75 <small>SUP 1</small>	7,495.00 <small>RES 1</small>	7,570.50 <small>RES 2</small>
1:2 <small>RISK TO REWARD RATIO</small>	7,258.50 <small>SUP 3</small>	7,452.25 <small>PIVOT POINT</small>		7,613.25 <small>RES 3</small>
BUY	7,376.75 <small>STOP LOSS</small>		7,495.00 <small>TAKE PROFIT</small>	



Dibuat Oleh:

VALBURY EDUCATION & RESEARCH DEPARTMENT

Disclaimer:

Informasi dalam publikasi ini disusun oleh PT Valbury Asia Futures. Materi ini bukan penawaran atau ajakan untuk melaksanakan transaksi dalam instrumen apapun. Valbury tidak bertanggung jawab atas segala penggunaan dan akibat yang mungkin diambil atau muncul berdasarkan publikasi ini. Tidak ada pernyataan atau jaminan yang diberikan mengenai keakuratan atau kelengkapan publikasi ini, sehingga setiap pihak yang bertindak berdasarkan informasi yang ditampilkan melalukan sepenuhnya atas risiko mereka sendiri. Perdagangan berjangka komoditi memiliki risiko yang tinggi. Informasi yang diberikan tidak memperhatikan tujuan investasi tertentu dan kebutuhan pihak yang menerimanya.