


SUPPORT & RESISTANCE

RECOMMENDATION


Kamis, 18 Juni 2026


 EURUSD	1.13931 <small>SUP 2</small>	1.14472 <small>SUP 1</small>	1.15857 <small>RES 1</small>	1.16701 <small>RES 2</small>
1:2 <small>RISK TO REWARD RATIO</small>	1.13087 <small>SUP 3</small>	1.15316 <small>PIVOT POINT</small>		1.17242 <small>RES 3</small>
BUY	1.14472 <small>STOP LOSS</small>		1.15857 <small>TAKE PROFIT</small>	


 USDJPY	159.834 <small>SUP 2</small>	160.238 <small>SUP 1</small>	160.919 <small>RES 1</small>	161.196 <small>RES 2</small>
1:1 <small>RISK TO REWARD RATIO</small>	159.557 <small>SUP 3</small>	160.515 <small>PIVOT POINT</small>		161.600 <small>RES 3</small>
SELL	160.919 <small>STOP LOSS</small>		160.238 <small>TAKE PROFIT</small>	


 GBPUSD	1.31576 <small>SUP 2</small>	1.32254 <small>SUP 1</small>	1.33972 <small>RES 1</small>	1.35012 <small>RES 2</small>
1:2 <small>RISK TO REWARD RATIO</small>	1.30536 <small>SUP 3</small>	1.33294 <small>PIVOT POINT</small>		1.35690 <small>RES 3</small>
BUY	1.32254 <small>STOP LOSS</small>		1.33972 <small>TAKE PROFIT</small>	


 AUDUSD	0.69468 <small>SUP 2</small>	0.69797 <small>SUP 1</small>	0.70603 <small>RES 1</small>	0.71080 <small>RES 2</small>
1:2 <small>RISK TO REWARD RATIO</small>	0.68991 <small>SUP 3</small>	0.70274 <small>PIVOT POINT</small>		0.71409 <small>RES 3</small>
BUY	0.69797 <small>STOP LOSS</small>		0.70603 <small>TAKE PROFIT</small>	

 USDCAD	1.39355 <small>SUP 2</small>	1.40172 <small>SUP 1</small>	1.41514 <small>RES 1</small>	1.42039 <small>RES 2</small>
1:1 <small>RISK TO REWARD RATIO</small>	1.38830 <small>SUP 3</small>	1.40697 <small>PIVOT POINT</small>		1.42856 <small>RES 3</small>
SELL	1.41514 <small>STOP LOSS</small>		1.40172 <small>TAKE PROFIT</small>	


 USDCHF	0.78680 <small>SUP 2</small>	0.79323 <small>SUP 1</small>	0.80379 <small>RES 1</small>	0.80792 <small>RES 2</small>
1:1 <small>RISK TO REWARD RATIO</small>	0.78267 <small>SUP 3</small>	0.79736 <small>PIVOT POINT</small>		0.81435 <small>RES 3</small>
SELL	0.80379 <small>STOP LOSS</small>		0.79323 <small>TAKE PROFIT</small>	

 NZDUSD	0.57007 SUP 2	0.57328 SUP 1	0.58158 RES 1	0.58667 RES 2
1:2 RISK TO REWARD RATIO	0.56498 SUP 3	0.57837 PIVOT POINT		0.58988 RES 3
BUY	0.57328 STOP LOSS		0.58158 TAKE PROFIT	


 XAUUSD	4,122.92 SUP 2	4,190.26 SUP 1	4,353.60 RES 1	4,449.60 RES 2
1:1 RISK TO REWARD RATIO	4,026.92 SUP 3	4,286.26 PIVOT POINT		4,516.94 RES 3
BUY	4,190.26 STOP LOSS		4,353.60 TAKE PROFIT	


 CLR	71.31 SUP 2	73.44 SUP 1	78.81 RES 1	82.05 RES 2
1:2 RISK TO REWARD RATIO	68.07 SUP 3	76.68 PIVOT POINT		84.18 RES 3
BUY	73.44 STOP LOSS		78.81 TAKE PROFIT	


 XAGUSD	63.987 <small>SUP 2</small>	65.947 <small>SUP 1</small>	70.700 <small>RES 1</small>	73.493 <small>RES 2</small>
1:1 <small>RISK TO REWARD RATIO</small>	61.194 <small>SUP 3</small>	68.740 <small>PIVOT POINT</small>		75.453 <small>RES 3</small>
BUY	65.947 <small>STOP LOSS</small>		70.700 <small>TAKE PROFIT</small>	

 NIK	67,818 <small>SUP 2</small>	68,892 <small>SUP 1</small>	71,012 <small>RES 1</small>	72,058 <small>RES 2</small>
1:1 <small>RISK TO REWARD RATIO</small>	66,772 <small>SUP 3</small>	69,938 <small>PIVOT POINT</small>		73,132 <small>RES 3</small>
SELL	71,012 <small>STOP LOSS</small>		68,892 <small>TAKE PROFIT</small>	

 HAS	23,908 <small>SUP 2</small>	24,051 <small>SUP 1</small>	24,439 <small>RES 1</small>	24,684 <small>RES 2</small>
1:2 <small>RISK TO REWARD RATIO</small>	23,663 <small>SUP 3</small>	24,296 <small>PIVOT POINT</small>		24,827 <small>RES 3</small>
BUY	24,051 <small>STOP LOSS</small>		24,439 <small>TAKE PROFIT</small>	

 DJ	50,846 <small>SUP 2</small>	51,182 <small>SUP 1</small>	52,075 <small>RES 1</small>	52,632 <small>RES 2</small>
1:2 <small>RISK TO REWARD RATIO</small>	50,289 <small>SUP 3</small>	51,739 <small>PIVOT POINT</small>		52,968 <small>RES 3</small>
BUY	51,182 <small>STOP LOSS</small>		52,075 <small>TAKE PROFIT</small>	

 NQ	29,209.92 <small>SUP 2</small>	29,462.33 <small>SUP 1</small>	30,116.83 <small>RES 1</small>	30,518.92 <small>RES 2</small>
1:2 <small>RISK TO REWARD RATIO</small>	28,807.83 <small>SUP 3</small>	29,864.42 <small>PIVOT POINT</small>		30,771.33 <small>RES 3</small>
BUY	29,462.33 <small>STOP LOSS</small>		30,116.83 <small>TAKE PROFIT</small>	

 SP	7,317.33 <small>SUP 2</small>	7,369.92 <small>SUP 1</small>	7,509.17 <small>RES 1</small>	7,595.83 <small>RES 2</small>
1:2 <small>RISK TO REWARD RATIO</small>	7,230.67 <small>SUP 3</small>	7,456.58 <small>PIVOT POINT</small>		7,648.42 <small>RES 3</small>
BUY	7,369.92 <small>STOP LOSS</small>		7,509.17 <small>TAKE PROFIT</small>	



Dibuat Oleh:

VALBURY EDUCATION & RESEARCH DEPARTMENT

Disclaimer:

Informasi dalam publikasi ini disusun oleh PT Valbury Asia Futures. Materi ini bukan penawaran atau ajakan untuk melaksanakan transaksi dalam instrumen apapun. Valbury tidak bertanggung jawab atas segala penggunaan dan akibat yang mungkin diambil atau muncul berdasarkan publikasi ini. Tidak ada pernyataan atau jaminan yang diberikan mengenai keakuratan atau kelengkapan publikasi ini, sehingga setiap pihak yang bertindak berdasarkan informasi yang ditampilkan melalukan sepenuhnya atas risiko mereka sendiri. Perdagangan berjangka komoditi memiliki risiko yang tinggi. Informasi yang diberikan tidak memperhatikan tujuan investasi tertentu dan kebutuhan pihak yang menerimanya.