

SUPPORT & RESISTANCE

RECOMMENDATION

Selasa, 16 Juni 2026

 EURUSD	1.15597 <small>SUP 2</small>	1.15743 <small>SUP 1</small>	1.16124 <small>RES 1</small>	1.16359 <small>RES 2</small>
1:2 <small>RISK TO REWARD RATIO</small>	1.15362 <small>SUP 3</small>	1.15978 <small>PIVOT POINT</small>		1.16505 <small>RES 3</small>
BUY	1.15743 <small>STOP LOSS</small>		1.16124 <small>TAKE PROFIT</small>	

 USDJPY	159.691 <small>SUP 2</small>	160.015 <small>SUP 1</small>	160.526 <small>RES 1</small>	160.713 <small>RES 2</small>
1:1 <small>RISK TO REWARD RATIO</small>	159.504 <small>SUP 3</small>	160.202 <small>PIVOT POINT</small>		161.037 <small>RES 3</small>
SELL	160.526 <small>STOP LOSS</small>		160.015 <small>TAKE PROFIT</small>	


 GBPUSD	1.33706 <small>SUP 2</small>	1.33907 <small>SUP 1</small>	1.34457 <small>RES 1</small>	1.34806 <small>RES 2</small>
1:1 <small>RISK TO REWARD RATIO</small>	1.33357 <small>SUP 3</small>	1.34256 <small>PIVOT POINT</small>		1.35007 <small>RES 3</small>
BUY	1.33907 <small>STOP LOSS</small>		1.34457 <small>TAKE PROFIT</small>	

 AUDUSD	0.70499 <small>SUP 2</small>	0.70597 <small>SUP 1</small>	0.70836 <small>RES 1</small>	0.70977 <small>RES 2</small>
1:1 <small>RISK TO REWARD RATIO</small>	0.70358 <small>SUP 3</small>	0.70738 <small>PIVOT POINT</small>		0.71075 <small>RES 3</small>
BUY	0.70597 <small>STOP LOSS</small>		0.70836 <small>TAKE PROFIT</small>	


 USDCAD	1.39341 <small>SUP 2</small>	1.39618 <small>SUP 1</small>	1.40054 <small>RES 1</small>	1.40213 <small>RES 2</small>
1:1 <small>RISK TO REWARD RATIO</small>	1.39182 <small>SUP 3</small>	1.39777 <small>PIVOT POINT</small>		1.40490 <small>RES 3</small>
SELL	1.40054 <small>STOP LOSS</small>		1.39618 <small>TAKE PROFIT</small>	


 USDCHF	0.79102 <small>SUP 2</small>	0.79282 <small>SUP 1</small>	0.79565 <small>RES 1</small>	0.79668 <small>RES 2</small>
1:1 <small>RISK TO REWARD RATIO</small>	0.78999 <small>SUP 3</small>	0.79385 <small>PIVOT POINT</small>		0.79848 <small>RES 3</small>
SELL	0.79565 <small>STOP LOSS</small>		0.79282 <small>TAKE PROFIT</small>	

 NZDUSD	0.57908 <small>SUP 2</small>	0.58060 <small>SUP 1</small>	0.58493 <small>RES 1</small>	0.58774 <small>RES 2</small>
1:2 <small>RISK TO REWARD RATIO</small>	0.57627 <small>SUP 3</small>	0.58341 <small>PIVOT POINT</small>		0.58926 <small>RES 3</small>
BUY	0.58060 <small>STOP LOSS</small>		0.58493 <small>TAKE PROFIT</small>	

 XAUUSD	4,231.57 <small>SUP 2</small>	4,270.23 <small>SUP 1</small>	4,358.33 <small>RES 1</small>	4,407.77 <small>RES 2</small>
1:1 <small>RISK TO REWARD RATIO</small>	4,182.13 <small>SUP 3</small>	4,319.67 <small>PIVOT POINT</small>		4,446.43 <small>RES 3</small>
BUY	4,270.23 <small>STOP LOSS</small>		4,358.33 <small>TAKE PROFIT</small>	


 CLR	78.84 <small>SUP 2</small>	79.98 <small>SUP 1</small>	81.95 <small>RES 1</small>	82.78 <small>RES 2</small>
1:1 <small>RISK TO REWARD RATIO</small>	78.01 <small>SUP 3</small>	80.81 <small>PIVOT POINT</small>		83.92 <small>RES 3</small>
SELL	81.95 <small>STOP LOSS</small>		79.98 <small>TAKE PROFIT</small>	


 XAGUSD	68.778 SUP 2	69.363 SUP 1	70.915 RES 1	71.882 RES 2
1:2 RISK TO REWARD RATIO	67.811 SUP 3	70.330 PIVOT POINT		72.467 RES 3
BUY	69.363 STOP LOSS		70.915 TAKE PROFIT	

 NIK	67,593 SUP 2	68,687 SUP 1	70,382 RES 1	70,983 RES 2
1:2 RISK TO REWARD RATIO	66,992 SUP 3	69,288 PIVOT POINT		72,077 RES 3
SELL	70,382 STOP LOSS		68,687 TAKE PROFIT	

 HAS	24,616 SUP 2	24,707 SUP 1	24,958 RES 1	25,118 RES 2
1:2 RISK TO REWARD RATIO	24,456 SUP 3	24,867 PIVOT POINT		25,209 RES 3
BUY	24,707 STOP LOSS		24,958 TAKE PROFIT	

 DJ	51,206 <small>SUP 2</small>	51,483 <small>SUP 1</small>	52,013 <small>RES 1</small>	52,266 <small>RES 2</small>
1:1 <small>RISK TO REWARD RATIO</small>	50,953 <small>SUP 3</small>	51,736 <small>PIVOT POINT</small>		52,543 <small>RES 3</small>
SELL	52,013 <small>STOP LOSS</small>		51,483 <small>TAKE PROFIT</small>	

 NQ	29,731.33 <small>SUP 2</small>	30,148.67 <small>SUP 1</small>	30,796.67 <small>RES 1</small>	31,027.33 <small>RES 2</small>
1:2 <small>RISK TO REWARD RATIO</small>	29,500.67 <small>SUP 3</small>	30,379.33 <small>PIVOT POINT</small>		31,444.67 <small>RES 3</small>
SELL	30,796.67 <small>STOP LOSS</small>		30,148.67 <small>TAKE PROFIT</small>	

 SP	7,444.08 <small>SUP 2</small>	7,503.42 <small>SUP 1</small>	7,602.92 <small>RES 1</small>	7,643.08 <small>RES 2</small>
1:1 <small>RISK TO REWARD RATIO</small>	7,403.92 <small>SUP 3</small>	7,543.58 <small>PIVOT POINT</small>		7,702.42 <small>RES 3</small>
SELL	7,602.92 <small>STOP LOSS</small>		7,503.42 <small>TAKE PROFIT</small>	



Dibuat Oleh:

VALBURY EDUCATION & RESEARCH DEPARTMENT

Disclaimer:

Informasi dalam publikasi ini disusun oleh PT Valbury Asia Futures. Materi ini bukan penawaran atau ajakan untuk melaksanakan transaksi dalam instrumen apapun. Valbury tidak bertanggung jawab atas segala penggunaan dan akibat yang mungkin diambil atau muncul berdasarkan publikasi ini. Tidak ada pernyataan atau jaminan yang diberikan mengenai keakuratan atau kelengkapan publikasi ini, sehingga setiap pihak yang bertindak berdasarkan informasi yang ditampilkan melalukan sepenuhnya atas risiko mereka sendiri. Perdagangan berjangka komoditi memiliki risiko yang tinggi. Informasi yang diberikan tidak memperhatikan tujuan investasi tertentu dan kebutuhan pihak yang menerimanya.