

SUPPORT & RESISTANCE


RECOMMENDATION

Kamis, 16 April 2026


 EURUSD	1.17566 <small>SUP 2</small>	1.17776 <small>SUP 1</small>	1.18135 <small>RES 1</small>	1.18284 <small>RES 2</small>
1:2 <small>RISK TO REWARD RATIO</small>	1.17417 <small>SUP 3</small>	1.17925 <small>PIVOT POINT</small>		1.18494 <small>RES 3</small>
SELL	1.18135 <small>STOP LOSS</small>		1.17776 <small>TAKE PROFIT</small>	


 USDJPY	158.401 <small>SUP 2</small>	158.674 <small>SUP 1</small>	159.182 <small>RES 1</small>	159.417 <small>RES 2</small>
1:2 <small>RISK TO REWARD RATIO</small>	158.166 <small>SUP 3</small>	158.909 <small>PIVOT POINT</small>		159.690 <small>RES 3</small>
BUY	158.674 <small>STOP LOSS</small>		159.182 <small>TAKE PROFIT</small>	


 GBPUSD	1.35239 <small>SUP 2</small>	1.35415 <small>SUP 1</small>	1.35774 <small>RES 1</small>	1.35957 <small>RES 2</small>
1:2 <small>RISK TO REWARD RATIO</small>	1.35056 <small>SUP 3</small>	1.35598 <small>PIVOT POINT</small>		1.36133 <small>RES 3</small>
SELL	1.35774 <small>STOP LOSS</small>		1.35415 <small>TAKE PROFIT</small>	

 AUDUSD	0.70834 <small>SUP 2</small>	0.71265 <small>SUP 1</small>	0.71948 <small>RES 1</small>	0.72200 <small>RES 2</small>
1:2 <small>RISK TO REWARD RATIO</small>	0.70582 <small>SUP 3</small>	0.71517 <small>PIVOT POINT</small>		0.72631 <small>RES 3</small>
SELL	0.71948 <small>STOP LOSS</small>		0.71265 <small>TAKE PROFIT</small>	

 USDCAD	1.36892 <small>SUP 2</small>	1.37143 <small>SUP 1</small>	1.37758 <small>RES 1</small>	1.38122 <small>RES 2</small>
1:2 <small>RISK TO REWARD RATIO</small>	1.36528 <small>SUP 3</small>	1.37507 <small>PIVOT POINT</small>		1.38373 <small>RES 3</small>
BUY	1.37143 <small>STOP LOSS</small>		1.37758 <small>TAKE PROFIT</small>	

 USDCHF	0.77820 <small>SUP 2</small>	0.77996 <small>SUP 1</small>	0.78324 <small>RES 1</small>	0.78476 <small>RES 2</small>
1:1 <small>RISK TO REWARD RATIO</small>	0.77668 <small>SUP 3</small>	0.78148 <small>PIVOT POINT</small>		0.78652 <small>RES 3</small>
BUY	0.77996 <small>STOP LOSS</small>		0.78324 <small>TAKE PROFIT</small>	

 NZDUSD	0.58805 SUP 2	0.58968 SUP 1	0.59242 RES 1	0.59353 RES 2
1:2 RISK TO REWARD RATIO	0.58694 SUP 3	0.59079 PIVOT POINT		0.59516 RES 3
SELL	0.59242 STOP LOSS		0.58968 TAKE PROFIT	

 XAUUSD	4,731.71 SUP 2	4,761.13 SUP 1	4,845.65 RES 1	4,900.75 RES 2
1:1 RISK TO REWARD RATIO	4,676.61 SUP 3	4,816.23 PIVOT POINT		4,930.17 RES 3
BUY	4,761.13 STOP LOSS		4,845.65 TAKE PROFIT	


 CLR	84.30 SUP 2	87.82 SUP 1	94.06 RES 1	96.78 RES 2
1:1 RISK TO REWARD RATIO	81.58 SUP 3	90.54 PIVOT POINT		100.30 RES 3
SELL	94.06 STOP LOSS		87.82 TAKE PROFIT	


 XAGUSD	76.613 SUP 2	77.764 SUP 1	80.519 RES 1	82.123 RES 2
1:1 RISK TO REWARD RATIO	75.009 SUP 3	79.368 PIVOT POINT		83.274 RES 3
BUY	77.764 STOP LOSS		80.519 TAKE PROFIT	

 NIK	57,758 SUP 2	58,152 SUP 1	58,912 RES 1	59,278 RES 2
1:1 RISK TO REWARD RATIO	57,392 SUP 3	58,518 PIVOT POINT		59,672 RES 3
SELL	58,912 STOP LOSS		58,152 TAKE PROFIT	

 HAS	25,498 SUP 2	25,823 SUP 1	26,336 RES 1	26,524 RES 2
1:2 RISK TO REWARD RATIO	25,310 SUP 3	26,011 PIVOT POINT		26,849 RES 3
SELL	26,336 STOP LOSS		25,823 TAKE PROFIT	

 DJ	48,263 <small>SUP 2</small>	48,467 <small>SUP 1</small>	48,893 <small>RES 1</small>	49,115 <small>RES 2</small>
1:1 <small>RISK TO REWARD RATIO</small>	48,041 <small>SUP 3</small>	48,689 <small>PIVOT POINT</small>		49,319 <small>RES 3</small>
SELL	48,893 <small>STOP LOSS</small>		48,467 <small>TAKE PROFIT</small>	

 NQ	25,797.50 <small>SUP 2</small>	26,050.75 <small>SUP 1</small>	26,441.75 <small>RES 1</small>	26,579.50 <small>RES 2</small>
1:7 <small>RISK TO REWARD RATIO</small>	25,659.75 <small>SUP 3</small>	26,188.50 <small>PIVOT POINT</small>		26,832.75 <small>RES 3</small>
SELL	26,441.75 <small>STOP LOSS</small>		26,050.75 <small>TAKE PROFIT</small>	

 SP	6,967.58 <small>SUP 2</small>	7,011.92 <small>SUP 1</small>	7,080.92 <small>RES 1</small>	7,105.58 <small>RES 2</small>
1:3 <small>RISK TO REWARD RATIO</small>	6,942.92 <small>SUP 3</small>	7,036.58 <small>PIVOT POINT</small>		7,149.92 <small>RES 3</small>
SELL	7,080.92 <small>STOP LOSS</small>		7,011.92 <small>TAKE PROFIT</small>	



Dibuat Oleh:

VALBURY EDUCATION & RESEARCH DEPARTMENT

Disclaimer:

Informasi dalam publikasi ini disusun oleh PT Valbury Asia Futures. Materi ini bukan penawaran atau ajakan untuk melaksanakan transaksi dalam instrumen apapun. Valbury tidak bertanggung jawab atas segala penggunaan dan akibat yang mungkin diambil atau muncul berdasarkan publikasi ini. Tidak ada pernyataan atau jaminan yang diberikan mengenai keakuratan atau kelengkapan publikasi ini, sehingga setiap pihak yang bertindak berdasarkan informasi yang ditampilkan melalukan sepenuhnya atas risiko mereka sendiri. Perdagangan berjangka komoditi memiliki risiko yang tinggi. Informasi yang diberikan tidak memperhatikan tujuan investasi tertentu dan kebutuhan pihak yang menerimanya.