

SUPPORT & RESISTANCE

RECOMMENDATION

Senin, 15 Juni 2026

 EURUSD	1.15397 <small>SUP 2</small>	1.15552 <small>SUP 1</small>	1.15876 <small>RES 1</small>	1.16045 <small>RES 2</small>
1:1 <small>RISK TO REWARD RATIO</small>	1.15228 <small>SUP 3</small>	1.15721 <small>PIVOT POINT</small>		1.16200 <small>RES 3</small>
BUY	1.15552 <small>STOP LOSS</small>		1.15876 <small>TAKE PROFIT</small>	


 USDJPY	159.650 <small>SUP 2</small>	159.927 <small>SUP 1</small>	160.426 <small>RES 1</small>	160.648 <small>RES 2</small>
1:1 <small>RISK TO REWARD RATIO</small>	159.428 <small>SUP 3</small>	160.149 <small>PIVOT POINT</small>		160.925 <small>RES 3</small>
SELL	160.426 <small>STOP LOSS</small>		159.927 <small>TAKE PROFIT</small>	

 GBPUSD	1.33636 <small>SUP 2</small>	1.33868 <small>SUP 1</small>	1.34295 <small>RES 1</small>	1.34490 <small>RES 2</small>
1:1 <small>RISK TO REWARD RATIO</small>	1.33441 <small>SUP 3</small>	1.34063 <small>PIVOT POINT</small>		1.34722 <small>RES 3</small>
SELL	1.34295 <small>STOP LOSS</small>		1.33868 <small>TAKE PROFIT</small>	

 AUDUSD	0.70048 <small>SUP 2</small>	0.70272 <small>SUP 1</small>	0.70657 <small>RES 1</small>	0.70818 <small>RES 2</small>
1:1 <small>RISK TO REWARD RATIO</small>	0.69887 <small>SUP 3</small>	0.70433 <small>PIVOT POINT</small>		0.71042 <small>RES 3</small>
SELL	0.70657 <small>STOP LOSS</small>		0.70272 <small>TAKE PROFIT</small>	


 USDCAD	1.39349 <small>SUP 2</small>	1.39578 <small>SUP 1</small>	1.39994 <small>RES 1</small>	1.40181 <small>RES 2</small>
1:1 <small>RISK TO REWARD RATIO</small>	1.39162 <small>SUP 3</small>	1.39765 <small>PIVOT POINT</small>		1.40410 <small>RES 3</small>
SELL	1.39994 <small>STOP LOSS</small>		1.39578 <small>TAKE PROFIT</small>	

 USDCHF	0.79242 <small>SUP 2</small>	0.79457 <small>SUP 1</small>	0.79821 <small>RES 1</small>	0.79970 <small>RES 2</small>
1:1 <small>RISK TO REWARD RATIO</small>	0.79093 <small>SUP 3</small>	0.79606 <small>PIVOT POINT</small>		0.80185 <small>RES 3</small>
SELL	0.79821 <small>STOP LOSS</small>		0.79457 <small>TAKE PROFIT</small>	

 NZDUSD	0.57937 <small>SUP 2</small>	0.58129 <small>SUP 1</small>	0.58454 <small>RES 1</small>	0.58587 <small>RES 2</small>
1:1 <small>RISK TO REWARD RATIO</small>	0.57804 <small>SUP 3</small>	0.58262 <small>PIVOT POINT</small>		0.58779 <small>RES 3</small>
SELL	0.58454 <small>STOP LOSS</small>		0.58129 <small>TAKE PROFIT</small>	


 XAUUSD	4,132.73 <small>SUP 2</small>	4,171.58 <small>SUP 1</small>	4,247.91 <small>RES 1</small>	4,285.39 <small>RES 2</small>
1:1 <small>RISK TO REWARD RATIO</small>	4,095.25 <small>SUP 3</small>	4,209.06 <small>PIVOT POINT</small>		4,324.24 <small>RES 3</small>
SELL	4,247.91 <small>STOP LOSS</small>		4,171.58 <small>TAKE PROFIT</small>	


 CLR	80.84 <small>SUP 2</small>	82.51 <small>SUP 1</small>	86.53 <small>RES 1</small>	88.88 <small>RES 2</small>
1:1 <small>RISK TO REWARD RATIO</small>	78.49 <small>SUP 3</small>	84.86 <small>PIVOT POINT</small>		90.55 <small>RES 3</small>
BUY	82.51 <small>STOP LOSS</small>		86.53 <small>TAKE PROFIT</small>	


 XAGUSD	64.848 SUP 2	66.311 SUP 1	68.781 RES 1	69.788 RES 2
1:1 RISK TO REWARD RATIO	63.841 SUP 3	67.318 PIVOT POINT		71.251 RES 3
SELL	68.781 STOP LOSS		66.311 TAKE PROFIT	

 NIK	65,395 SUP 2	66,485 SUP 1	68,120 RES 1	68,665 RES 2
1:2 RISK TO REWARD RATIO	64,850 SUP 3	67,030 PIVOT POINT		69,755 RES 3
SELL	68,120 STOP LOSS		66,485 TAKE PROFIT	

 HAS	24,216 SUP 2	24,461 SUP 1	24,858 RES 1	25,010 RES 2
1:2 RISK TO REWARD RATIO	24,064 SUP 3	24,613 PIVOT POINT		25,255 RES 3
SELL	24,858 STOP LOSS		24,461 TAKE PROFIT	

 DJ	50,569 SUP 2	50,919 SUP 1	51,528 RES 1	51,787 RES 2
1:1 RISK TO REWARD RATIO	50,310 SUP 3	51,178 PIVOT POINT		52,137 RES 3
SELL	51,528 STOP LOSS		50,919 TAKE PROFIT	

 NQ	29,042.33 SUP 2	29,378.17 SUP 1	29,903.17 RES 1	30,092.33 RES 2
1:2 RISK TO REWARD RATIO	28,853.17 SUP 3	29,567.33 PIVOT POINT		30,428.17 RES 3
SELL	29,903.17 STOP LOSS		29,378.17 TAKE PROFIT	

 SP	7,328.75 SUP 2	7,385.50 SUP 1	7,480.00 RES 1	7,517.75 RES 2
1:2 RISK TO REWARD RATIO	7,291.00 SUP 3	7,423.25 PIVOT POINT		7,574.50 RES 3
SELL	7,480.00 STOP LOSS		7,385.50 TAKE PROFIT	



Dibuat Oleh:

VALBURY EDUCATION & RESEARCH DEPARTMENT

Disclaimer:

Informasi dalam publikasi ini disusun oleh PT Valbury Asia Futures. Materi ini bukan penawaran atau ajakan untuk melaksanakan transaksi dalam instrumen apapun. Valbury tidak bertanggung jawab atas segala penggunaan dan akibat yang mungkin diambil atau muncul berdasarkan publikasi ini. Tidak ada pernyataan atau jaminan yang diberikan mengenai keakuratan atau kelengkapan publikasi ini, sehingga setiap pihak yang bertindak berdasarkan informasi yang ditampilkan melalukan sepenuhnya atas risiko mereka sendiri. Perdagangan berjangka komoditi memiliki risiko yang tinggi. Informasi yang diberikan tidak memperhatikan tujuan investasi tertentu dan kebutuhan pihak yang menerimanya.