

SUPPORT & RESISTANCE


RECOMMENDATION

Rabu, 15 April 2026


 EURUSD	1.17238 <small>SUP 2</small>	1.17589 <small>SUP 1</small>	1.18198 <small>RES 1</small>	1.18456 <small>RES 2</small>
1:1 <small>RISK TO REWARD RATIO</small>	1.16980 <small>SUP 3</small>	1.17847 <small>PIVOT POINT</small>		1.18807 <small>RES 3</small>
SELL	1.18198 <small>STOP LOSS</small>		1.17589 <small>TAKE PROFIT</small>	

 USDJPY	158.108 <small>SUP 2</small>	158.447 <small>SUP 1</small>	159.271 <small>RES 1</small>	159.756 <small>RES 2</small>
1:2 <small>RISK TO REWARD RATIO</small>	157.623 <small>SUP 3</small>	158.932 <small>PIVOT POINT</small>		160.095 <small>RES 3</small>
BUY	158.447 <small>STOP LOSS</small>		159.271 <small>TAKE PROFIT</small>	


 GBPUSD	1.34513 <small>SUP 2</small>	1.35073 <small>SUP 1</small>	1.36038 <small>RES 1</small>	1.36443 <small>RES 2</small>
1:1 <small>RISK TO REWARD RATIO</small>	1.34108 <small>SUP 3</small>	1.35478 <small>PIVOT POINT</small>		1.37003 <small>RES 3</small>
SELL	1.36038 <small>STOP LOSS</small>		1.35073 <small>TAKE PROFIT</small>	

 AUDUSD	0.70456 <small>SUP 2</small>	0.70854 <small>SUP 1</small>	0.71561 <small>RES 1</small>	0.71870 <small>RES 2</small>
1:1 <small>RISK TO REWARD RATIO</small>	0.70147 <small>SUP 3</small>	0.71163 <small>PIVOT POINT</small>		0.72268 <small>RES 3</small>
BUY	0.70854 <small>STOP LOSS</small>		0.71561 <small>TAKE PROFIT</small>	

 USDCAD	1.37010 <small>SUP 2</small>	1.37328 <small>SUP 1</small>	1.37931 <small>RES 1</small>	1.38216 <small>RES 2</small>
1:1 <small>RISK TO REWARD RATIO</small>	1.36725 <small>SUP 3</small>	1.37613 <small>PIVOT POINT</small>		1.38534 <small>RES 3</small>
SELL	1.37931 <small>STOP LOSS</small>		1.37328 <small>TAKE PROFIT</small>	

 USDCHF	0.77634 <small>SUP 2</small>	0.77856 <small>SUP 1</small>	0.78335 <small>RES 1</small>	0.78592 <small>RES 2</small>
1:1 <small>RISK TO REWARD RATIO</small>	0.77377 <small>SUP 3</small>	0.78113 <small>PIVOT POINT</small>		0.78814 <small>RES 3</small>
BUY	0.77856 <small>STOP LOSS</small>		0.78335 <small>TAKE PROFIT</small>	

 NZDUSD	0.58294 SUP 2	0.58650 SUP 1	0.59281 RES 1	0.59556 RES 2
1:1 RISK TO REWARD RATIO	0.58019 SUP 3	0.58925 PIVOT POINT		0.59912 RES 3
SELL	0.59281 STOP LOSS		0.58650 TAKE PROFIT	


 XAUUSD	4,710.64 SUP 2	4,776.10 SUP 1	4,876.60 RES 1	4,911.64 RES 2
1:2 RISK TO REWARD RATIO	4,675.60 SUP 3	4,811.14 PIVOT POINT		4,977.10 RES 3
SELL	4,876.60 STOP LOSS		4,776.10 TAKE PROFIT	


 CLR	86.76 SUP 2	89.39 SUP 1	96.31 RES 1	100.60 RES 2
1:2 RISK TO REWARD RATIO	82.47 SUP 3	93.68 PIVOT POINT		103.23 RES 3
BUY	89.39 STOP LOSS		96.31 TAKE PROFIT	


 XAGUSD	73.867 SUP 2	76.688 SUP 1	80.978 RES 1	82.447 RES 2
1:2 RISK TO REWARD RATIO	72.398 SUP 3	78.157 PIVOT POINT		85.268 RES 3
SELL	80.978 STOP LOSS		76.688 TAKE PROFIT	

 NIK	56,955 SUP 2	57,895 SUP 1	59,325 RES 1	59,815 RES 2
1:2 RISK TO REWARD RATIO	56,465 SUP 3	58,385 PIVOT POINT		60,755 RES 3
SELL	59,325 STOP LOSS		57,895 TAKE PROFIT	

 HAS	25,498 SUP 2	25,823 SUP 1	26,336 RES 1	26,524 RES 2
1:2 RISK TO REWARD RATIO	25,310 SUP 3	26,011 PIVOT POINT		26,849 RES 3
SELL	26,336 STOP LOSS		25,823 TAKE PROFIT	

 DJ	48,198 SUP 2	48,470 SUP 1	48,891 RES 1	49,040 RES 2
1:2 RISK TO REWARD RATIO	48,049 SUP 3	48,619 PIVOT POINT		49,312 RES 3
SELL	48,891 STOP LOSS		48,470 TAKE PROFIT	

 NQ	25,420.25 SUP 2	25,689.50 SUP 1	26,099.25 RES 1	26,239.75 RES 2
1:2 RISK TO REWARD RATIO	25,279.75 SUP 3	25,830.00 PIVOT POINT		26,509.00 RES 3
SELL	26,099.25 STOP LOSS		25,689.50 TAKE PROFIT	

 SP	6,890.75 SUP 2	6,943.75 SUP 1	7,026.25 RES 1	7,055.75 RES 2
1:2 RISK TO REWARD RATIO	6,861.25 SUP 3	6,973.25 PIVOT POINT		7,108.75 RES 3
SELL	7,026.25 STOP LOSS		6,943.75 TAKE PROFIT	



Dibuat Oleh:

VALBURY EDUCATION & RESEARCH DEPARTMENT

Disclaimer:

Informasi dalam publikasi ini disusun oleh PT Valbury Asia Futures. Materi ini bukan penawaran atau ajakan untuk melaksanakan transaksi dalam instrumen apapun. Valbury tidak bertanggung jawab atas segala penggunaan dan akibat yang mungkin diambil atau muncul berdasarkan publikasi ini. Tidak ada pernyataan atau jaminan yang diberikan mengenai keakuratan atau kelengkapan publikasi ini, sehingga setiap pihak yang bertindak berdasarkan informasi yang ditampilkan melalukan sepenuhnya atas risiko mereka sendiri. Perdagangan berjangka komoditi memiliki risiko yang tinggi. Informasi yang diberikan tidak memperhatikan tujuan investasi tertentu dan kebutuhan pihak yang menerimanya.