

SUPPORT & RESISTANCE

RECOMMENDATION

Selasa, 12 Mei 2026

| | | | | |
|---|-----------------------------|-------------------------------|-------------------------------|-------------------------|
|  EURUSD | 1.17332 SUP 2 | 1.17573 SUP 1 | 1.17964 RES 1 | 1.18114 RES 2 |
| 1:2 RISK TO REWARD RATIO | 1.17182 SUP 3 | 1.17723 PIVOT POINT | | 1.18355 RES 3 |
| SELL | 1.17964 STOP LOSS | | 1.17573 TAKE PROFIT | |


| | | | | |
|---|-----------------------------|-------------------------------|-------------------------------|-------------------------|
|  USDJPY | 156.663 SUP 2 | 156.937 SUP 1 | 157.375 RES 1 | 157.539 RES 2 |
| 1:1 RISK TO REWARD RATIO | 156.499 SUP 3 | 157.101 PIVOT POINT | | 157.813 RES 3 |
| SELL | 157.375 STOP LOSS | | 156.937 TAKE PROFIT | |


| | | | | |
|---|-----------------------------|-------------------------------|-------------------------------|-------------------------|
|  GBPUSD | 1.35395 SUP 2 | 1.35741 SUP 1 | 1.36480 RES 1 | 1.36873 RES 2 |
| 1:1 RISK TO REWARD RATIO | 1.35002 SUP 3 | 1.36134 PIVOT POINT | | 1.37219 RES 3 |
| BUY | 1.35741 STOP LOSS | | 1.36480 TAKE PROFIT | |

| | | | | |
|---|--|--|--|--|
|  AUDUSD | 0.72099 <small>SUP 2</small> | 0.72292 <small>SUP 1</small> | 0.72634 <small>RES 1</small> | 0.72783 <small>RES 2</small> |
| 1:1 <small>RISK TO REWARD RATIO</small> | 0.71950 <small>SUP 3</small> | 0.72441 <small>PIVOT POINT</small> | | 0.72976 <small>RES 3</small> |
| SELL | 0.72634 <small>STOP LOSS</small> | | 0.72292 <small>TAKE PROFIT</small> | |

| | | | | |
|---|--|--|--|--|
|  USDCAD | 1.36263 <small>SUP 2</small> | 1.36517 <small>SUP 1</small> | 1.36983 <small>RES 1</small> | 1.37195 <small>RES 2</small> |
| 1:1 <small>RISK TO REWARD RATIO</small> | 1.36051 <small>SUP 3</small> | 1.36729 <small>PIVOT POINT</small> | | 1.37449 <small>RES 3</small> |
| SELL | 1.36983 <small>STOP LOSS</small> | | 1.36517 <small>TAKE PROFIT</small> | |

| | | | | |
|---|--|--|--|--|
|  USDCHF | 0.77509 <small>SUP 2</small> | 0.77612 <small>SUP 1</small> | 0.77883 <small>RES 1</small> | 0.78051 <small>RES 2</small> |
| 1:1 <small>RISK TO REWARD RATIO</small> | 0.77341 <small>SUP 3</small> | 0.77780 <small>PIVOT POINT</small> | | 0.78154 <small>RES 3</small> |
| BUY | 0.77612 <small>STOP LOSS</small> | | 0.77883 <small>TAKE PROFIT</small> | |

| | | | | |
|---|--|--|--|--|
|  NZDUSD | 0.59256 <small>SUP 2</small> | 0.59440 <small>SUP 1</small> | 0.59745 <small>RES 1</small> | 0.59866 <small>RES 2</small> |
| 1:1 <small>RISK TO REWARD RATIO</small> | 0.59135 <small>SUP 3</small> | 0.59561 <small>PIVOT POINT</small> | | 0.60050 <small>RES 3</small> |
| SELL | 0.59745 <small>STOP LOSS</small> | | 0.59440 <small>TAKE PROFIT</small> | |


| | | | | |
|---|---|---|---|---|
|  XAUUSD | 4,609.95 <small>SUP 2</small> | 4,672.23 <small>SUP 1</small> | 4,772.59 <small>RES 1</small> | 4,810.67 <small>RES 2</small> |
| 1:2 <small>RISK TO REWARD RATIO</small> | 4,571.87 <small>SUP 3</small> | 4,710.31 <small>PIVOT POINT</small> | | 4,872.95 <small>RES 3</small> |
| SELL | 4,772.59 <small>STOP LOSS</small> | | 4,672.23 <small>TAKE PROFIT</small> | |


| | | | | |
|--|---|--|--|---------------------------------------|
|  CLR | 94.04 <small>SUP 2</small> | 96.19 <small>SUP 1</small> | 100.41 <small>RES 1</small> | 102.48 <small>RES 2</small> |
| 1:1 <small>RISK TO REWARD RATIO</small> | 91.97 <small>SUP 3</small> | 98.26 <small>PIVOT POINT</small> | | 104.63 <small>RES 3</small> |
| SELL | 100.41 <small>STOP LOSS</small> | | 96.19 <small>TAKE PROFIT</small> | |


| | | | | |
|---|----------------------------|------------------------------|------------------------------|------------------------|
|  XAGUSD | 77.250 SUP 2 | 81.654 SUP 1 | 88.334 RES 1 | 90.610 RES 2 |
| 1:2 RISK TO REWARD RATIO | 74.974 SUP 3 | 83.930 PIVOT POINT | | 95.014 RES 3 |
| SELL | 88.334 STOP LOSS | | 81.654 TAKE PROFIT | |

| | | | | |
|--|----------------------------|------------------------------|------------------------------|------------------------|
|  NIK | 61,538 SUP 2 | 62,212 SUP 1 | 63,697 RES 1 | 64,508 RES 2 |
| 1:1 RISK TO REWARD RATIO | 60,727 SUP 3 | 63,023 PIVOT POINT | | 65,182 RES 3 |
| BUY | 62,212 STOP LOSS | | 63,697 TAKE PROFIT | |

| | | | | |
|--|----------------------------|------------------------------|------------------------------|------------------------|
|  HAS | 25,957 SUP 2 | 26,192 SUP 1 | 26,579 RES 1 | 26,731 RES 2 |
| 1:2 RISK TO REWARD RATIO | 25,805 SUP 3 | 26,344 PIVOT POINT | | 26,966 RES 3 |
| SELL | 26,579 STOP LOSS | | 26,192 TAKE PROFIT | |

| | | | | |
|---|----------------------------|------------------------------|------------------------------|------------------------|
|  DJ | 49,283 SUP 2 | 49,497 SUP 1 | 49,894 RES 1 | 50,077 RES 2 |
| 1:1 RISK TO REWARD RATIO | 49,100 SUP 3 | 49,680 PIVOT POINT | | 50,291 RES 3 |
| SELL | 49,894 STOP LOSS | | 49,497 TAKE PROFIT | |

| | | | | |
|---|-------------------------------|---------------------------------|---------------------------------|---------------------------|
|  NQ | 29,120.42 SUP 2 | 29,268.08 SUP 1 | 29,521.33 RES 1 | 29,626.92 RES 2 |
| 1:1 RISK TO REWARD RATIO | 29,014.83 SUP 3 | 29,373.67 PIVOT POINT | | 29,774.58 RES 3 |
| SELL | 29,521.33 STOP LOSS | | 29,268.08 TAKE PROFIT | |

| | | | | |
|---|------------------------------|--------------------------------|--------------------------------|--------------------------|
|  SP | 7,363.25 SUP 2 | 7,398.50 SUP 1 | 7,461.25 RES 1 | 7,488.75 RES 2 |
| 1:1 RISK TO REWARD RATIO | 7,335.75 SUP 3 | 7,426.00 PIVOT POINT | | 7,524.00 RES 3 |
| SELL | 7,461.25 STOP LOSS | | 7,398.50 TAKE PROFIT | |



Dibuat Oleh:

VALBURY EDUCATION & RESEARCH DEPARTMENT

Disclaimer:

Informasi dalam publikasi ini disusun oleh PT Valbury Asia Futures. Materi ini bukan penawaran atau ajakan untuk melaksanakan transaksi dalam instrumen apapun. Valbury tidak bertanggung jawab atas segala penggunaan dan akibat yang mungkin diambil atau muncul berdasarkan publikasi ini. Tidak ada pernyataan atau jaminan yang diberikan mengenai keakuratan atau kelengkapan publikasi ini, sehingga setiap pihak yang bertindak berdasarkan informasi yang ditampilkan melalukan sepenuhnya atas risiko mereka sendiri. Perdagangan berjangka komoditi memiliki risiko yang tinggi. Informasi yang diberikan tidak memperhatikan tujuan investasi tertentu dan kebutuhan pihak yang menerimanya.