



SUPPORT & RESISTANCE

RECOMMENDATION

Jumat, 12 Juni 2026


 EURUSD	1.14699 <small>SUP 2</small>	1.15239 <small>SUP 1</small>	1.16106 <small>RES 1</small>	1.16433 <small>RES 2</small>
1:2 <small>RISK TO REWARD RATIO</small>	1.14372 <small>SUP 3</small>	1.15566 <small>PIVOT POINT</small>		1.16973 <small>RES 3</small>
SELL	1.16106 <small>STOP LOSS</small>		1.15239 <small>TAKE PROFIT</small>	

 USDJPY	158.980 <small>SUP 2</small>	159.469 <small>SUP 1</small>	160.517 <small>RES 1</small>	161.076 <small>RES 2</small>
1:1 <small>RISK TO REWARD RATIO</small>	158.421 <small>SUP 3</small>	160.028 <small>PIVOT POINT</small>		161.565 <small>RES 3</small>
BUY	159.469 <small>STOP LOSS</small>		160.517 <small>TAKE PROFIT</small>	

 GBPUSD	1.32818 <small>SUP 2</small>	1.33482 <small>SUP 1</small>	1.34569 <small>RES 1</small>	1.34992 <small>RES 2</small>
1:1 <small>RISK TO REWARD RATIO</small>	1.32395 <small>SUP 3</small>	1.33905 <small>PIVOT POINT</small>		1.35656 <small>RES 3</small>
SELL	1.34569 <small>STOP LOSS</small>		1.33482 <small>TAKE PROFIT</small>	


 AUDUSD	0.69523 <small>SUP 2</small>	0.70016 <small>SUP 1</small>	0.70773 <small>RES 1</small>	0.71037 <small>RES 2</small>
1:1 <small>RISK TO REWARD RATIO</small>	0.69259 <small>SUP 3</small>	0.70280 <small>PIVOT POINT</small>		0.71530 <small>RES 3</small>
SELL	0.70773 <small>STOP LOSS</small>		0.70016 <small>TAKE PROFIT</small>	


 USDCAD	1.38808 <small>SUP 2</small>	1.39230 <small>SUP 1</small>	1.40154 <small>RES 1</small>	1.40656 <small>RES 2</small>
1:1 <small>RISK TO REWARD RATIO</small>	1.38306 <small>SUP 3</small>	1.39732 <small>PIVOT POINT</small>		1.41078 <small>RES 3</small>
BUY	1.39230 <small>STOP LOSS</small>		1.40154 <small>TAKE PROFIT</small>	


 USDCHF	0.78959 <small>SUP 2</small>	0.79213 <small>SUP 1</small>	0.79923 <small>RES 1</small>	0.80379 <small>RES 2</small>
1:2 <small>RISK TO REWARD RATIO</small>	0.78503 <small>SUP 3</small>	0.79669 <small>PIVOT POINT</small>		0.80633 <small>RES 3</small>
BUY	0.79213 <small>STOP LOSS</small>		0.79923 <small>TAKE PROFIT</small>	

 NZDUSD	0.57410 SUP 2	0.57881 SUP 1	0.58629 RES 1	0.58906 RES 2
1:1 RISK TO REWARD RATIO	0.57133 SUP 3	0.58158 PIVOT POINT		0.59377 RES 3
SELL	0.58629 STOP LOSS		0.57881 TAKE PROFIT	


 XAUUSD	3,955.26 SUP 2	4,082.95 SUP 1	4,279.14 RES 1	4,347.64 RES 2
1:2 RISK TO REWARD RATIO	3,886.76 SUP 3	4,151.45 PIVOT POINT		4,475.33 RES 3
SELL	4,279.14 STOP LOSS		4,082.95 TAKE PROFIT	


 CLR	80.77 SUP 2	83.61 SUP 1	91.44 RES 1	96.43 RES 2
1:2 RISK TO REWARD RATIO	75.78 SUP 3	88.60 PIVOT POINT		99.27 RES 3
BUY	83.61 STOP LOSS		91.44 TAKE PROFIT	


 XAGUSD	59.366 SUP 2	63.336 SUP 1	69.408 RES 1	71.510 RES 2
1:2 RISK TO REWARD RATIO	57.264 SUP 3	65.438 PIVOT POINT		75.480 RES 3
SELL	69.408 STOP LOSS		63.336 TAKE PROFIT	

 NIK	60,940 SUP 2	63,695 SUP 1	67,960 RES 1	69,470 RES 2
1:2 RISK TO REWARD RATIO	59,430 SUP 3	65,205 PIVOT POINT		72,225 RES 3
SELL	67,960 STOP LOSS		63,695 TAKE PROFIT	

 HAS	23,753 SUP 2	24,068 SUP 1	24,575 RES 1	24,767 RES 2
1:2 RISK TO REWARD RATIO	23,561 SUP 3	24,260 PIVOT POINT		25,082 RES 3
SELL	24,575 STOP LOSS		24,068 TAKE PROFIT	

 DJ	49,309 SUP 2	50,126 SUP 1	51,383 RES 1	51,823 RES 2
1:2 RISK TO REWARD RATIO	48,869 SUP 3	50,566 PIVOT POINT		52,640 RES 3
SELL	51,383 STOP LOSS		50,126 TAKE PROFIT	

 NQ	27,831.33 SUP 2	28,673.17 SUP 1	29,948.17 RES 1	30,381.33 RES 2
1:2 RISK TO REWARD RATIO	27,398.17 SUP 3	29,106.33 PIVOT POINT		31,223.17 RES 3
SELL	29,948.17 STOP LOSS		28,673.17 TAKE PROFIT	

 SP	7,165.50 SUP 2	7,286.25 SUP 1	7,473.50 RES 1	7,540.00 RES 2
1:2 RISK TO REWARD RATIO	7,099.00 SUP 3	7,352.75 PIVOT POINT		7,660.75 RES 3
SELL	7,473.50 STOP LOSS		7,286.25 TAKE PROFIT	



Dibuat Oleh:

VALBURY EDUCATION & RESEARCH DEPARTMENT

Disclaimer:

Informasi dalam publikasi ini disusun oleh PT Valbury Asia Futures. Materi ini bukan penawaran atau ajakan untuk melaksanakan transaksi dalam instrumen apapun. Valbury tidak bertanggung jawab atas segala penggunaan dan akibat yang mungkin diambil atau muncul berdasarkan publikasi ini. Tidak ada pernyataan atau jaminan yang diberikan mengenai keakuratan atau kelengkapan publikasi ini, sehingga setiap pihak yang bertindak berdasarkan informasi yang ditampilkan melalukan sepenuhnya atas risiko mereka sendiri. Perdagangan berjangka komoditi memiliki risiko yang tinggi. Informasi yang diberikan tidak memperhatikan tujuan investasi tertentu dan kebutuhan pihak yang menerimanya.