


SUPPORT & RESISTANCE

RECOMMENDATION

Senin, 11 Mei 2026

 EURUSD	1.16982 <small>SUP 2</small>	1.17389 <small>SUP 1</small>	1.18035 <small>RES 1</small>	1.18274 <small>RES 2</small>
1:2 <small>RISK TO REWARD RATIO</small>	1.16743 <small>SUP 3</small>	1.17628 <small>PIVOT POINT</small>		1.18681 <small>RES 3</small>
SELL	1.18035 <small>STOP LOSS</small>		1.17389 <small>TAKE PROFIT</small>	

 USDJPY	156.150 <small>SUP 2</small>	156.429 <small>SUP 1</small>	156.985 <small>RES 1</small>	157.262 <small>RES 2</small>
1:1 <small>RISK TO REWARD RATIO</small>	155.873 <small>SUP 3</small>	156.706 <small>PIVOT POINT</small>		157.541 <small>RES 3</small>
SELL	156.985 <small>STOP LOSS</small>		156.429 <small>TAKE PROFIT</small>	


 GBPUSD	1.35164 <small>SUP 2</small>	1.35721 <small>SUP 1</small>	1.36570 <small>RES 1</small>	1.36862 <small>RES 2</small>
1:2 <small>RISK TO REWARD RATIO</small>	1.34872 <small>SUP 3</small>	1.36013 <small>PIVOT POINT</small>		1.37419 <small>RES 3</small>
SELL	1.36570 <small>STOP LOSS</small>		1.35721 <small>TAKE PROFIT</small>	

 AUDUSD	0.71826 SUP 2	0.72142 SUP 1	0.72629 RES 1	0.72800 RES 2
1:2 RISK TO REWARD RATIO	0.71655 SUP 3	0.72313 PIVOT POINT		0.73116 RES 3
SELL	0.72629 STOP LOSS		0.72142 TAKE PROFIT	


 USDCAD	1.36096 SUP 2	1.36447 SUP 1	1.37122 RES 1	1.37446 RES 2
1:1 RISK TO REWARD RATIO	1.35772 SUP 3	1.36771 PIVOT POINT		1.37797 RES 3
SELL	1.37122 STOP LOSS		1.36447 TAKE PROFIT	


 USDCHF	0.77319 SUP 2	0.77500 SUP 1	0.77976 RES 1	0.78271 RES 2
1:2 RISK TO REWARD RATIO	0.77024 SUP 3	0.77795 PIVOT POINT		0.78452 RES 3
BUY	0.77500 STOP LOSS		0.77976 TAKE PROFIT	

 NZDUSD	0.59148 <small>SUP 2</small>	0.59384 <small>SUP 1</small>	0.59769 <small>RES 1</small>	0.59918 <small>RES 2</small>
1:2 <small>RISK TO REWARD RATIO</small>	0.58999 <small>SUP 3</small>	0.59533 <small>PIVOT POINT</small>		0.60154 <small>RES 3</small>
SELL	0.59769 <small>STOP LOSS</small>		0.59384 <small>TAKE PROFIT</small>	


 XAUUSD	4,650.80 <small>SUP 2</small>	4,687.27 <small>SUP 1</small>	4,754.70 <small>RES 1</small>	4,785.66 <small>RES 2</small>
1:1 <small>RISK TO REWARD RATIO</small>	4,619.84 <small>SUP 3</small>	4,718.23 <small>PIVOT POINT</small>		4,822.13 <small>RES 3</small>
SELL	4,754.70 <small>STOP LOSS</small>		4,687.27 <small>TAKE PROFIT</small>	


 CLR	91.23 <small>SUP 2</small>	92.97 <small>SUP 1</small>	97.30 <small>RES 1</small>	99.89 <small>RES 2</small>
1:1 <small>RISK TO REWARD RATIO</small>	88.64 <small>SUP 3</small>	95.56 <small>PIVOT POINT</small>		101.63 <small>RES 3</small>
BUY	92.97 <small>STOP LOSS</small>		97.30 <small>TAKE PROFIT</small>	


 XAGUSD	76.913 SUP 2	78.771 SUP 1	82.014 RES 1	83.399 RES 2
1:1 RISK TO REWARD RATIO	75.528 SUP 3	80.156 PIVOT POINT		85.257 RES 3
SELL	82.014 STOP LOSS		78.771 TAKE PROFIT	

 NIK	61,105 SUP 2	62,550 SUP 1	64,905 RES 1	65,815 RES 2
1:2 RISK TO REWARD RATIO	60,195 SUP 3	63,460 PIVOT POINT		67,260 RES 3
SELL	64,905 STOP LOSS		62,550 TAKE PROFIT	

 HAS	26,001 SUP 2	26,121 SUP 1	26,389 RES 1	26,537 RES 2
1:1 RISK TO REWARD RATIO	25,853 SUP 3	26,269 PIVOT POINT		26,657 RES 3
BUY	26,121 STOP LOSS		26,389 TAKE PROFIT	

 DJ	49,370 SUP 2	49,533 SUP 1	49,905 RES 1	50,114 RES 2
1:1 RISK TO REWARD RATIO	49,161 SUP 3	49,742 PIVOT POINT		50,277 RES 3
BUY	49,533 STOP LOSS		49,905 TAKE PROFIT	

 NQ	28,288.83 SUP 2	28,816.17 SUP 1	29,625.92 RES 1	29,908.33 RES 2
1:2 RISK TO REWARD RATIO	28,006.42 SUP 3	29,098.58 PIVOT POINT		30,435.67 RES 3
SELL	29,625.92 STOP LOSS		28,816.17 TAKE PROFIT	

 SP	7,305.67 SUP 2	7,363.08 SUP 1	7,452.08 RES 1	7,483.67 RES 2
1:2 RISK TO REWARD RATIO	7,274.08 SUP 3	7,394.67 PIVOT POINT		7,541.08 RES 3
SELL	7,452.08 STOP LOSS		7,363.08 TAKE PROFIT	



Dibuat Oleh:

VALBURY EDUCATION & RESEARCH DEPARTMENT

Disclaimer:

Informasi dalam publikasi ini disusun oleh PT Valbury Asia Futures. Materi ini bukan penawaran atau ajakan untuk melaksanakan transaksi dalam instrumen apapun. Valbury tidak bertanggung jawab atas segala penggunaan dan akibat yang mungkin diambil atau muncul berdasarkan publikasi ini. Tidak ada pernyataan atau jaminan yang diberikan mengenai keakuratan atau kelengkapan publikasi ini, sehingga setiap pihak yang bertindak berdasarkan informasi yang ditampilkan melalukan sepenuhnya atas risiko mereka sendiri. Perdagangan berjangka komoditi memiliki risiko yang tinggi. Informasi yang diberikan tidak memperhatikan tujuan investasi tertentu dan kebutuhan pihak yang menerimanya.