

SUPPORT & RESISTANCE


RECOMMENDATION

Kamis, 11 Juni 2026

| | | | | |
|---|--|--|--|--|
|  EURUSD | 1.15069 <small>SUP 2</small> | 1.15209 <small>SUP 1</small> | 1.15608 <small>RES 1</small> | 1.15867 <small>RES 2</small> |
| 1:2 <small>RISK TO REWARD RATIO</small> | 1.14810 <small>SUP 3</small> | 1.15468 <small>PIVOT POINT</small> | | 1.16007 <small>RES 3</small> |
| BUY | 1.15209 <small>STOP LOSS</small> | | 1.15608 <small>TAKE PROFIT</small> | |


| | | | | |
|---|--|--|--|--|
|  USDJPY | 160.117 <small>SUP 2</small> | 160.332 <small>SUP 1</small> | 160.663 <small>RES 1</small> | 160.779 <small>RES 2</small> |
| 1:1 <small>RISK TO REWARD RATIO</small> | 160.001 <small>SUP 3</small> | 160.448 <small>PIVOT POINT</small> | | 160.994 <small>RES 3</small> |
| SELL | 160.663 <small>STOP LOSS</small> | | 160.332 <small>TAKE PROFIT</small> | |


| | | | | |
|---|--|--|--|--|
|  GBPUSD | 1.33232 <small>SUP 2</small> | 1.33450 <small>SUP 1</small> | 1.34058 <small>RES 1</small> | 1.34448 <small>RES 2</small> |
| 1:2 <small>RISK TO REWARD RATIO</small> | 1.32842 <small>SUP 3</small> | 1.33840 <small>PIVOT POINT</small> | | 1.34666 <small>RES 3</small> |
| BUY | 1.33450 <small>STOP LOSS</small> | | 1.34058 <small>TAKE PROFIT</small> | |

| | | | | |
|---|--|--|--|--|
|  AUDUSD | 0.69662 <small>SUP 2</small> | 0.69811 <small>SUP 1</small> | 0.70240 <small>RES 1</small> | 0.70520 <small>RES 2</small> |
| 1:2 <small>RISK TO REWARD RATIO</small> | 0.69382 <small>SUP 3</small> | 0.70091 <small>PIVOT POINT</small> | | 0.70669 <small>RES 3</small> |
| BUY | 0.69811 <small>STOP LOSS</small> | | 0.70240 <small>TAKE PROFIT</small> | |

| | | | | |
|---|--|--|--|--|
|  USDCAD | 1.38745 <small>SUP 2</small> | 1.39084 <small>SUP 1</small> | 1.39663 <small>RES 1</small> | 1.39903 <small>RES 2</small> |
| 1:1 <small>RISK TO REWARD RATIO</small> | 1.38505 <small>SUP 3</small> | 1.39324 <small>PIVOT POINT</small> | | 1.40242 <small>RES 3</small> |
| SELL | 1.39663 <small>STOP LOSS</small> | | 1.39084 <small>TAKE PROFIT</small> | |

| | | | | |
|---|--|--|--|--|
|  USDCHF | 0.79519 <small>SUP 2</small> | 0.79757 <small>SUP 1</small> | 0.80122 <small>RES 1</small> | 0.80249 <small>RES 2</small> |
| 1:1 <small>RISK TO REWARD RATIO</small> | 0.79392 <small>SUP 3</small> | 0.79884 <small>PIVOT POINT</small> | | 0.80487 <small>RES 3</small> |
| SELL | 0.80122 <small>STOP LOSS</small> | | 0.79757 <small>TAKE PROFIT</small> | |

| | | | | |
|---|--|--|--|--|
|  NZDUSD | 0.57691 <small>SUP 2</small> | 0.57822 <small>SUP 1</small> | 0.58203 <small>RES 1</small> | 0.58453 <small>RES 2</small> |
| 1:2 <small>RISK TO REWARD RATIO</small> | 0.57441 <small>SUP 3</small> | 0.58072 <small>PIVOT POINT</small> | | 0.58584 <small>RES 3</small> |
| BUY | 0.57822 <small>STOP LOSS</small> | | 0.58203 <small>TAKE PROFIT</small> | |

| | | | | |
|---|---|---|---|---|
|  XAUUSD | 3,941.39 <small>SUP 2</small> | 4,006.27 <small>SUP 1</small> | 4,196.70 <small>RES 1</small> | 4,322.25 <small>RES 2</small> |
| 1:2 <small>RISK TO REWARD RATIO</small> | 3,815.84 <small>SUP 3</small> | 4,131.82 <small>PIVOT POINT</small> | | 4,387.13 <small>RES 3</small> |
| BUY | 4,006.27 <small>STOP LOSS</small> | | 4,196.70 <small>TAKE PROFIT</small> | |


| | | | | |
|--|--|--|--|--------------------------------------|
|  CLR | 85.86 <small>SUP 2</small> | 88.81 <small>SUP 1</small> | 93.27 <small>RES 1</small> | 94.78 <small>RES 2</small> |
| 1:2 <small>RISK TO REWARD RATIO</small> | 84.35 <small>SUP 3</small> | 90.32 <small>PIVOT POINT</small> | | 97.73 <small>RES 3</small> |
| SELL | 93.27 <small>STOP LOSS</small> | | 88.81 <small>TAKE PROFIT</small> | |


| | | | | |
|---|----------------------------|------------------------------|------------------------------|------------------------|
|  XAGUSD | 61.687 SUP 2 | 62.536 SUP 1 | 64.983 RES 1 | 66.581 RES 2 |
| 1:2 RISK TO REWARD RATIO | 60.089 SUP 3 | 64.134 PIVOT POINT | | 67.430 RES 3 |
| BUY | 62.536 STOP LOSS | | 64.983 TAKE PROFIT | |

| | | | | |
|--|----------------------------|------------------------------|------------------------------|------------------------|
|  NIK | 61,862 SUP 2 | 62,553 SUP 1 | 64,513 RES 1 | 65,782 RES 2 |
| 1:2 RISK TO REWARD RATIO | 60,593 SUP 3 | 63,822 PIVOT POINT | | 66,473 RES 3 |
| BUY | 62,553 STOP LOSS | | 64,513 TAKE PROFIT | |

| | | | | |
|--|----------------------------|------------------------------|------------------------------|------------------------|
|  HAS | 23,975 SUP 2 | 24,140 SUP 1 | 24,472 RES 1 | 24,639 RES 2 |
| 1:1 RISK TO REWARD RATIO | 23,808 SUP 3 | 24,307 PIVOT POINT | | 24,804 RES 3 |
| BUY | 24,140 STOP LOSS | | 24,472 TAKE PROFIT | |

| | | | | |
|--|------------------------------------|--------------------------------------|--------------------------------------|--------------------------------|
|  DJ | 49,258 <small>SUP 2</small> | 49,599 <small>SUP 1</small> | 50,591 <small>RES 1</small> | 51,242 <small>RES 2</small> |
| 1:2 <small>RISK TO REWARD RATIO</small> | 48,607 <small>SUP 3</small> | 50,250 <small>PIVOT POINT</small> | | 51,583 <small>RES 3</small> |
| BUY | 49,599 <small>STOP LOSS</small> | | 50,591 <small>TAKE PROFIT</small> | |

| | | | | |
|--|---------------------------------------|---|---|-----------------------------------|
|  NQ | 27,912.42 <small>SUP 2</small> | 28,204.83 <small>SUP 1</small> | 29,018.33 <small>RES 1</small> | 29,539.42 <small>RES 2</small> |
| 1:2 <small>RISK TO REWARD RATIO</small> | 27,391.33 <small>SUP 3</small> | 28,725.92 <small>PIVOT POINT</small> | | 29,831.83 <small>RES 3</small> |
| BUY | 28,204.83 <small>STOP LOSS</small> | | 29,018.33 <small>TAKE PROFIT</small> | |

| | | | | |
|--|--------------------------------------|--|--|----------------------------------|
|  SP | 7,169.25 <small>SUP 2</small> | 7,220.25 <small>SUP 1</small> | 7,363.25 <small>RES 1</small> | 7,455.25 <small>RES 2</small> |
| 1:2 <small>RISK TO REWARD RATIO</small> | 7,077.25 <small>SUP 3</small> | 7,312.25 <small>PIVOT POINT</small> | | 7,506.25 <small>RES 3</small> |
| BUY | 7,220.25 <small>STOP LOSS</small> | | 7,363.25 <small>TAKE PROFIT</small> | |



Dibuat Oleh:

VALBURY EDUCATION & RESEARCH DEPARTMENT

Disclaimer:

Informasi dalam publikasi ini disusun oleh PT Valbury Asia Futures. Materi ini bukan penawaran atau ajakan untuk melaksanakan transaksi dalam instrumen apapun. Valbury tidak bertanggung jawab atas segala penggunaan dan akibat yang mungkin diambil atau muncul berdasarkan publikasi ini. Tidak ada pernyataan atau jaminan yang diberikan mengenai keakuratan atau kelengkapan publikasi ini, sehingga setiap pihak yang bertindak berdasarkan informasi yang ditampilkan melalukan sepenuhnya atas risiko mereka sendiri. Perdagangan berjangka komoditi memiliki risiko yang tinggi. Informasi yang diberikan tidak memperhatikan tujuan investasi tertentu dan kebutuhan pihak yang menerimanya.