


SUPPORT & RESISTANCE


RECOMMENDATION

Senin, 6 April 2026

 EURUSD	1.14907 <small>SUP 2</small>	1.15023 <small>SUP 1</small>	1.15373 <small>RES 1</small>	1.15607 <small>RES 2</small>
1:2 <small>RISK TO REWARD RATIO</small>	1.14673 <small>SUP 3</small>	1.15257 <small>PIVOT POINT</small>		1.15723 <small>RES 3</small>
BUY	1.15023 <small>STOP LOSS</small>		1.15373 <small>TAKE PROFIT</small>	


 USDJPY	159.251 <small>SUP 2</small>	159.442 <small>SUP 1</small>	159.803 <small>RES 1</small>	159.973 <small>RES 2</small>
1:1 <small>RISK TO REWARD RATIO</small>	159.081 <small>SUP 3</small>	159.612 <small>PIVOT POINT</small>		160.164 <small>RES 3</small>
SELL	159.803 <small>STOP LOSS</small>		159.442 <small>TAKE PROFIT</small>	


 GBPUSD	1.31545 <small>SUP 2</small>	1.31735 <small>SUP 1</small>	1.32271 <small>RES 1</small>	1.32617 <small>RES 2</small>
1:2 <small>RISK TO REWARD RATIO</small>	1.31199 <small>SUP 3</small>	1.32081 <small>PIVOT POINT</small>		1.32807 <small>RES 3</small>
BUY	1.31735 <small>STOP LOSS</small>		1.32271 <small>TAKE PROFIT</small>	

 AUDUSD	0.68618 <small>SUP 2</small>	0.68731 <small>SUP 1</small>	0.69055 <small>RES 1</small>	0.69266 <small>RES 2</small>
1:2 <small>RISK TO REWARD RATIO</small>	0.68407 <small>SUP 3</small>	0.68942 <small>PIVOT POINT</small>		0.69379 <small>RES 3</small>
BUY	0.68731 <small>STOP LOSS</small>		0.69055 <small>TAKE PROFIT</small>	


 USDCAD	1.38982 <small>SUP 2</small>	1.39222 <small>SUP 1</small>	1.39597 <small>RES 1</small>	1.39732 <small>RES 2</small>
1:2 <small>RISK TO REWARD RATIO</small>	1.38847 <small>SUP 3</small>	1.39357 <small>PIVOT POINT</small>		1.39972 <small>RES 3</small>
SELL	1.39597 <small>STOP LOSS</small>		1.39222 <small>TAKE PROFIT</small>	


 USDCHF	0.79559 <small>SUP 2</small>	0.79830 <small>SUP 1</small>	0.80246 <small>RES 1</small>	0.80391 <small>RES 2</small>
1:2 <small>RISK TO REWARD RATIO</small>	0.79414 <small>SUP 3</small>	0.79975 <small>PIVOT POINT</small>		0.80662 <small>RES 3</small>
SELL	0.80246 <small>STOP LOSS</small>		0.79830 <small>TAKE PROFIT</small>	

 NZDUSD	0.56604 <small>SUP 2</small>	0.56762 <small>SUP 1</small>	0.57140 <small>RES 1</small>	0.57360 <small>RES 2</small>
1:1 <small>RISK TO REWARD RATIO</small>	0.56384 <small>SUP 3</small>	0.56982 <small>PIVOT POINT</small>		0.57518 <small>RES 3</small>
BUY	0.56762 <small>STOP LOSS</small>		0.57140 <small>TAKE PROFIT</small>	


 XAUUSD	4,430.68 <small>SUP 2</small>	4,553.30 <small>SUP 1</small>	4,799.34 <small>RES 1</small>	4,922.76 <small>RES 2</small>
1:1 <small>RISK TO REWARD RATIO</small>	4,307.26 <small>SUP 3</small>	4,676.72 <small>PIVOT POINT</small>		5,045.38 <small>RES 3</small>
BUY	4,553.30 <small>STOP LOSS</small>		4,799.34 <small>TAKE PROFIT</small>	


 CLR	91.36 <small>SUP 2</small>	101.67 <small>SUP 1</small>	118.13 <small>RES 1</small>	124.28 <small>RES 2</small>
1:2 <small>RISK TO REWARD RATIO</small>	85.21 <small>SUP 3</small>	107.82 <small>PIVOT POINT</small>		134.59 <small>RES 3</small>
SELL	118.13 <small>STOP LOSS</small>		101.67 <small>TAKE PROFIT</small>	


 XAGUSD	66.443 SUP 2	69.690 SUP 1	76.014 RES 1	79.091 RES 2
1:1 RISK TO REWARD RATIO	63.366 SUP 3	72.767 PIVOT POINT		82.338 RES 3
SELL	76.014 STOP LOSS		69.690 TAKE PROFIT	

 NIK	51,045 SUP 2	52,115 SUP 1	54,355 RES 1	55,525 RES 2
1:1 RISK TO REWARD RATIO	49,875 SUP 3	53,285 PIVOT POINT		56,595 RES 3
BUY	52,115 STOP LOSS		54,355 TAKE PROFIT	

 HAS	24,726 SUP 2	24,978 SUP 1	25,399 RES 1	25,568 RES 2
1:2 RISK TO REWARD RATIO	24,557 SUP 3	25,147 PIVOT POINT		25,820 RES 3
SELL	25,399 STOP LOSS		24,978 TAKE PROFIT	

 DJ	46,466 SUP 2	46,547 SUP 1	46,742 RES 1	46,856 RES 2
1:1 RISK TO REWARD RATIO	46,352 SUP 3	46,661 PIVOT POINT		46,937 RES 3
BUY	46,547 STOP LOSS		46,742 TAKE PROFIT	

 NQ	24,015.42 SUP 2	24,072.58 SUP 1	24,219.58 RES 1	24,309.42 RES 2
1:2 RISK TO REWARD RATIO	23,925.58 SUP 3	24,162.42 PIVOT POINT		24,366.58 RES 3
BUY	24,072.58 STOP LOSS		24,219.58 TAKE PROFIT	

 SP	6,577.25 SUP 2	6,590.50 SUP 1	6,624.00 RES 1	6,644.25 RES 2
1:2 RISK TO REWARD RATIO	6,557.00 SUP 3	6,610.75 PIVOT POINT		6,657.50 RES 3
BUY	6,590.50 STOP LOSS		6,624.00 TAKE PROFIT	



Dibuat Oleh:

VALBURY EDUCATION & RESEARCH DEPARTMENT

Disclaimer:

Informasi dalam publikasi ini disusun oleh PT Valbury Asia Futures. Materi ini bukan penawaran atau ajakan untuk melaksanakan transaksi dalam instrumen apapun. Valbury tidak bertanggung jawab atas segala penggunaan dan akibat yang mungkin diambil atau muncul berdasarkan publikasi ini. Tidak ada pernyataan atau jaminan yang diberikan mengenai keakuratan atau kelengkapan publikasi ini, sehingga setiap pihak yang bertindak berdasarkan informasi yang ditampilkan melalukan sepenuhnya atas risiko mereka sendiri. Perdagangan berjangka komoditi memiliki risiko yang tinggi. Informasi yang diberikan tidak memperhatikan tujuan investasi tertentu dan kebutuhan pihak yang menerimanya.