


SUPPORT & RESISTANCE

RECOMMENDATION

Jumat, 3 April 2026


 EURUSD	1.14541 <small>SUP 2</small>	1.14962 <small>SUP 1</small>	1.15927 <small>RES 1</small>	1.16471 <small>RES 2</small>
1:1 <small>RISK TO REWARD RATIO</small>	1.13997 <small>SUP 3</small>	1.15506 <small>PIVOT POINT</small>		1.16892 <small>RES 3</small>
BUY	1.14962 <small>STOP LOSS</small>		1.15927 <small>TAKE PROFIT</small>	


 USDJPY	158.082 <small>SUP 2</small>	158.827 <small>SUP 1</small>	160.026 <small>RES 1</small>	160.480 <small>RES 2</small>
1:1 <small>RISK TO REWARD RATIO</small>	157.628 <small>SUP 3</small>	159.281 <small>PIVOT POINT</small>		161.225 <small>RES 3</small>
SELL	160.026 <small>STOP LOSS</small>		158.827 <small>TAKE PROFIT</small>	


 GBPUSD	1.31025 <small>SUP 2</small>	1.31635 <small>SUP 1</small>	1.33025 <small>RES 1</small>	1.33805 <small>RES 2</small>
1:1 <small>RISK TO REWARD RATIO</small>	1.30245 <small>SUP 3</small>	1.32415 <small>PIVOT POINT</small>		1.34415 <small>RES 3</small>
BUY	1.31635 <small>STOP LOSS</small>		1.33025 <small>TAKE PROFIT</small>	

 AUDUSD	0.68219 SUP 2	0.68655 SUP 1	0.69463 RES 1	0.69835 RES 2
1:1 RISK TO REWARD RATIO	0.67847 SUP 3	0.69027 PIVOT POINT		0.70271 RES 3
SELL	0.69463 STOP LOSS		0.68655 TAKE PROFIT	


 USDCAD	1.38396 SUP 2	1.38789 SUP 1	1.39448 RES 1	1.39714 RES 2
1:1 RISK TO REWARD RATIO	1.38130 SUP 3	1.39055 PIVOT POINT		1.40107 RES 3
SELL	1.39448 STOP LOSS		1.38789 TAKE PROFIT	

 USDCHF	0.78925 SUP 2	0.79385 SUP 1	0.80189 RES 1	0.80533 RES 2
1:1 RISK TO REWARD RATIO	0.78581 SUP 3	0.79729 PIVOT POINT		0.80993 RES 3
SELL	0.80189 STOP LOSS		0.79385 TAKE PROFIT	

 NZDUSD	0.56659 SUP 2	0.56913 SUP 1	0.57505 RES 1	0.57843 RES 2
1:1 RISK TO REWARD RATIO	0.56321 SUP 3	0.57251 PIVOT POINT		0.58097 RES 3
BUY	0.56913 STOP LOSS		0.57505 TAKE PROFIT	


 XAUUSD	4,430.66 SUP 2	4,553.28 SUP 1	4,799.32 RES 1	4,922.74 RES 2
1:1 RISK TO REWARD RATIO	4,307.24 SUP 3	4,676.70 PIVOT POINT		5,045.36 RES 3
BUY	4,553.28 STOP LOSS		4,799.32 TAKE PROFIT	


 CLR	91.36 SUP 2	101.67 SUP 1	118.13 RES 1	124.28 RES 2
1:2 RISK TO REWARD RATIO	85.21 SUP 3	107.82 PIVOT POINT		134.59 RES 3
SELL	118.13 STOP LOSS		101.67 TAKE PROFIT	

 XAGUSD	66.439 SUP 2	69.686 SUP 1	76.010 RES 1	79.087 RES 2
1:1 RISK TO REWARD RATIO	63.362 SUP 3	72.763 PIVOT POINT		82.334 RES 3
SELL	76.010 STOP LOSS		69.686 TAKE PROFIT	

 NIK	51,293 SUP 2	52,312 SUP 1	54,402 RES 1	55,473 RES 2
1:1 RISK TO REWARD RATIO	50,222 SUP 3	53,383 PIVOT POINT		56,492 RES 3
BUY	52,312 STOP LOSS		54,402 TAKE PROFIT	

 HAS	24,709 SUP 2	24,946 SUP 1	25,367 RES 1	25,551 RES 2
1:1 RISK TO REWARD RATIO	24,525 SUP 3	25,130 PIVOT POINT		25,788 RES 3
SELL	25,367 STOP LOSS		24,946 TAKE PROFIT	

 DJ	45,675 <small>SUP 2</small>	46,177 <small>SUP 1</small>	47,083 <small>RES 1</small>	47,487 <small>RES 2</small>
1:2 <small>RISK TO REWARD RATIO</small>	45,271 <small>SUP 3</small>	46,581 <small>PIVOT POINT</small>		47,989 <small>RES 3</small>
SELL	47,083 <small>STOP LOSS</small>		46,177 <small>TAKE PROFIT</small>	

 NQ	23,435.75 <small>SUP 2</small>	23,798.50 <small>SUP 1</small>	24,392.25 <small>RES 1</small>	24,623.25 <small>RES 2</small>
1:2 <small>RISK TO REWARD RATIO</small>	23,204.75 <small>SUP 3</small>	24,029.50 <small>PIVOT POINT</small>		24,986.00 <small>RES 3</small>
SELL	24,392.25 <small>STOP LOSS</small>		23,798.50 <small>TAKE PROFIT</small>	

 SP	6,446.25 <small>SUP 2</small>	6,528.75 <small>SUP 1</small>	6,668.75 <small>RES 1</small>	6,726.25 <small>RES 2</small>
1:2 <small>RISK TO REWARD RATIO</small>	6,388.75 <small>SUP 3</small>	6,586.25 <small>PIVOT POINT</small>		6,808.75 <small>RES 3</small>
SELL	6,668.75 <small>STOP LOSS</small>		6,528.75 <small>TAKE PROFIT</small>	



Dibuat Oleh:

VALBURY EDUCATION & RESEARCH DEPARTMENT

Disclaimer:

Informasi dalam publikasi ini disusun oleh PT Valbury Asia Futures. Materi ini bukan penawaran atau ajakan untuk melaksanakan transaksi dalam instrumen apapun. Valbury tidak bertanggung jawab atas segala penggunaan dan akibat yang mungkin diambil atau muncul berdasarkan publikasi ini. Tidak ada pernyataan atau jaminan yang diberikan mengenai keakuratan atau kelengkapan publikasi ini, sehingga setiap pihak yang bertindak berdasarkan informasi yang ditampilkan melalukan sepenuhnya atas risiko mereka sendiri. Perdagangan berjangka komoditi memiliki risiko yang tinggi. Informasi yang diberikan tidak memperhatikan tujuan investasi tertentu dan kebutuhan pihak yang menerimanya.