



USD Di Hadapkan Data Tenaga Kerja Yang Buruk. XAU Makin Berkilau



SUPPORT & RESISTANCE
Recommendation

Rabu, 30 Oktober 2024

SUPPORT & RESISTANCE

  **EUR / USD**

1.07227	1.07454	1.07801	1.08028	1.08375	1.08602	1.08949
Sup 3	Sup 2	Sup 1	Pivot	Res 1	Res 2	Res 3
SELL	1.08375		1.07801		1 : 2	
Pos	Stop Loss		Take Profit		Risk to Reward Ratio	

  **USD / JPY**

151.670	152.209	152.781	153.320	153.892	154.431	155.003
Sup 3	Sup 2	Sup 1	Pivot	Res 1	Res 2	Res 3
SELL	153.892		152.781		1 : 1	
Pos	Stop Loss		Take Profit		Risk to Reward Ratio	

  **GBP / USD**

1.29144	1.29358	1.29717	1.29931	1.30290	1.30504	1.30863
Sup 3	Sup 2	Sup 1	Pivot	Res 1	Res 2	Res 3
SELL	1.30290		1.29717		1 : 2	
Pos	Stop Loss		Take Profit		Risk to Reward Ratio	



SUPPORT & RESISTANCE



<div><div><div></div></div><div>AUD / USD</div></div>						
0.65004	0.65222	0.65403	0.65621	0.65802	0.66020	0.66201
Sup 3	Sup 2	Sup 1	Pivot	Res 1	Res 2	Res 3
BUY	0.65403		0.65802		1 : 1	
Pos	Stop Loss		Take Profit		Risk to Reward Ratio	



<div><div><div></div></div><div>USD / CAD</div></div>						
1.38301	1.38528	1.38832	1.39059	1.39363	1.39590	1.39894
Sup 3	Sup 2	Sup 1	Pivot	Res 1	Res 2	Res 3
SELL	1.39363		1.38832		1 : 1	
Pos	Stop Loss		Take Profit		Risk to Reward Ratio	

<div><div><div></div></div><div>USD / CHF</div></div>						
0.85894	0.86160	0.86441	0.86707	0.86988	0.87254	0.87535
Sup 3	Sup 2	Sup 1	Pivot	Res 1	Res 2	Res 3
SELL	0.86988		0.86441		1 : 1	
Pos	Stop Loss		Take Profit		Risk to Reward Ratio	


SUPPORT & RESISTANCE

<div><div></div><div>NZD / USD</div></div>						
0.59155	0.59340	0.59516	0.59701	0.59877	0.60062	0.60238
Sup 3	Sup 2	Sup 1	Pivot	Res 1	Res 2	Res 3
BUY	0.59516		0.59877		1 : 1	
Pos	Stop Loss		Take Profit		Risk to Reward Ratio	

<div><div></div><div>XAU / USD</div></div>						
2,716.21	2,727.92	2,751.27	2,762.98	2,786.33	2,798.04	2,821.39
Sup 3	Sup 2	Sup 1	Pivot	Res 1	Res 2	Res 3
SELL	2,786.33		2,751.27		1 : 2	
Pos	Stop Loss		Take Profit		Risk to Reward Ratio	

<div><div></div><div>CLR / USD</div></div>						
64.86	65.80	66.65	67.59	68.44	69.38	70.23
Sup 3	Sup 2	Sup 1	Pivot	Res 1	Res 2	Res 3
BUY	66.65		68.44		1 : 1	
Pos	Stop Loss		Take Profit		Risk to Reward Ratio	

SUPPORT & RESISTANCE

<div><div></div><div></div><div>XAG / USD</div></div>						
32.880	33.234	33.820	34.174	34.760	35.114	35.700
Sup 3	Sup 2	Sup 1	Pivot	Res 1	Res 2	Res 3
SELL	34.760		33.820		1 : 2	
Pos	Stop Loss		Take Profit		Risk to Reward Ratio	

<div><div>N225</div><div>NIKKEI</div></div>						
37,770	38,095	38,640	38,965	39,510	39,835	40,380
Sup 3	Sup 2	Sup 1	Pivot	Res 1	Res 2	Res 3
SELL	39,510		38,640		1 : 1	
Pos	Stop Loss		Take Profit		Risk to Reward Ratio	

<div><div>HSI</div><div>HANG SENG</div></div>						
19,929	20,240	20,491	20,802	21,053	21,364	21,615
Sup 3	Sup 2	Sup 1	Pivot	Res 1	Res 2	Res 3
BUY	20,491		21,053		1 : 1	
Pos	Stop Loss		Take Profit		Risk to Reward Ratio	

SUPPORT & RESISTANCE

DJA DOW JONES						
42,007	42,184	42,338	42,515	42,669	42,846	43,000
Sup 3	Sup 2	Sup 1	Pivot	Res 1	Res 2	Res 3
BUY	42,338		42,669		1 : 1	
Pos	Stop Loss		Take Profit		Risk to Reward Ratio	

NDX NASDAQ						
20,207.75	20,319.50	20,534.75	20,646.50	20,861.75	20,973.50	21,188.75
Sup 3	Sup 2	Sup 1	Pivot	Res 1	Res 2	Res 3
SELL	20,861.75		20,534.75		1 : 2	
Pos	Stop Loss		Take Profit		Risk to Reward Ratio	

SPX S&P 500						
5,805.17	5,821.08	5,851.42	5,867.33	5,897.67	5,913.58	5,943.92
Sup 3	Sup 2	Sup 1	Pivot	Res 1	Res 2	Res 3
SELL	5,897.67		5,851.42		1 : 2	
Pos	Stop Loss		Take Profit		Risk to Reward Ratio	

valbury



PT. Valbury Asia Futures



@valbury_futures



Valbury Asia Futures



www.valbury.co.id

Disclaimer:

Informasi dalam publikasi ini disusun oleh PT. Valbury Asia Futures. Materi ini bukan penawaran atau ajakan untuk melaksanakan transaksi dalam instrumen apapun. Valbury tidak bertanggung jawab atas segala penggunaan dan akibat yang mungkin diambil atau muncul berdasarkan publikasi ini. Tidak ada pernyataan atau jaminan yang diberikan mengenai keakuratan atau kelengkapan publikasi ini, sehingga setiap pihak yang bertindak berdasarkan informasi yang ditampilkan melakukan sepenuhnya atas risiko mereka sendiri. Perdagangan berjangka komoditi memiliki risiko yang tinggi. Informasi yang diberikan tidak memperhatikan tujuan investasi tertentu, situasi keuangan, dan kebutuhan pihak yang menerimanya.