



XAU & USD Di Untungkan Permintaan Safe Haven



SUPPORT & RESISTANCE
Recommendation

Jumat, 22 November 2024

SUPPORT & RESISTANCE

 **EUR / USD**

1.03454	1.04035	1.04383	1.04964	1.05312	1.05893	1.06241
Sup 3	Sup 2	Sup 1	Pivot	Res 1	Res 2	Res 3
BUY	1.04383		1.05312		1 : 2	
Pos	Stop Loss		Take Profit		Risk to Reward Ratio	

 **USD / JPY**

152.307	153.103	153.769	154.565	155.231	156.027	156.693
Sup 3	Sup 2	Sup 1	Pivot	Res 1	Res 2	Res 3
BUY	153.769		155.231		1 : 2	
Pos	Stop Loss		Take Profit		Risk to Reward Ratio	

 **GBP / USD**

1.24714	1.25235	1.25551	1.26072	1.26388	1.26909	1.27225
Sup 3	Sup 2	Sup 1	Pivot	Res 1	Res 2	Res 3
BUY	1.25551		1.26388		1 : 2	
Pos	Stop Loss		Take Profit		Risk to Reward Ratio	

SUPPORT & RESISTANCE

 **AUD / USD**

0.64585	0.64776	0.64938	0.65129	0.65291	0.65482	0.65644
Sup 3	Sup 2	Sup 1	Pivot	Res 1	Res 2	Res 3
BUY	0.64938		0.65291		1:1	
Pos	Stop Loss		Take Profit		Risk to Reward Ratio	

 **USD / CAD**

1.38956	1.39130	1.39426	1.39600	1.39896	1.40070	1.40366
Sup 3	Sup 2	Sup 1	Pivot	Res 1	Res 2	Res 3
SELL	1.39896		1.39426		1:2	
Pos	Stop Loss		Take Profit		Risk to Reward Ratio	

 **USD / CHF**

0.87841	0.88021	0.88332	0.88512	0.88823	0.89003	0.89314
Sup 3	Sup 2	Sup 1	Pivot	Res 1	Res 2	Res 3
SELL	0.88823		0.88332		1:3	
Pos	Stop Loss		Take Profit		Risk to Reward Ratio	

SUPPORT & RESISTANCE

  **NZD / USD**

0.58067	0.58278	0.58429	0.58640	0.58791	0.59002	0.59153
Sup 3	Sup 2	Sup 1	Pivot	Res 1	Res 2	Res 3
BUY	0.58429		0.58791		1:3	
Pos	Stop Loss		Take Profit		Risk to Reward Ratio	


  **XAU / USD**


2,614.48	2,627.07	2,648.34	2,660.93	2,682.20	2,694.79	2,716.06
Sup 3	Sup 2	Sup 1	Pivot	Res 1	Res 2	Res 3
SELL	2,682.20		2,648.34		1:2	
Pos	Stop Loss		Take Profit		Risk to Reward Ratio	


  **CLR / USD**

67.69	68.27	69.20	69.78	70.71	71.29	72.22
Sup 3	Sup 2	Sup 1	Pivot	Res 1	Res 2	Res 3
SELL	70.71		69.20		1:2	
Pos	Stop Loss		Take Profit		Risk to Reward Ratio	

SUPPORT & RESISTANCE

						
29.840	30.235	30.506	30.901	31.172	31.567	31.838
Sup 3	Sup 2	Sup 1	Pivot	Res 1	Res 2	Res 3
BUY	30.506		31.172		1:1	
Pos	Stop Loss		Take Profit		Risk to Reward Ratio	

						
37,168	37,437	37,838	38,107	38,508	38,777	39,178
Sup 3	Sup 2	Sup 1	Pivot	Res 1	Res 2	Res 3
SELL	38,508		37,838		1:2	
Pos	Stop Loss		Take Profit		Risk to Reward Ratio	

						
19,177	19,336	19,467	19,626	19,757	19,916	20,047
Sup 3	Sup 2	Sup 1	Pivot	Res 1	Res 2	Res 3
BUY	19,467		19,757		1:1	
Pos	Stop Loss		Take Profit		Risk to Reward Ratio	

SUPPORT & RESISTANCE

DJA		DOW JONES				
42,758	43,067	43,522	43,831	44,286	44,595	45,050
Sup 3	Sup 2	Sup 1	Pivot	Res 1	Res 2	Res 3
SELL	44,286	43,522	1:1			
Pos	Stop Loss	Take Profit	Risk to Reward Ratio			

NDX		NASDAQ				
20,192.00	20,353.00	20,582.00	20,743.00	20,972.00	21,133.00	21,362.00
Sup 3	Sup 2	Sup 1	Pivot	Res 1	Res 2	Res 3
SELL	20,972.00	20,582.00	1:1			
Pos	Stop Loss	Take Profit	Risk to Reward Ratio			

SPX		S&P 500				
5,841.17	5,872.83	5,920.92	5,952.58	6,000.67	6,032.33	6,080.42
Sup 3	Sup 2	Sup 1	Pivot	Res 1	Res 2	Res 3
SELL	6,000.67	5,920.92	1:1			
Pos	Stop Loss	Take Profit	Risk to Reward Ratio			

valbury

PT. Valbury Asia Futures



Disclaimer:

Informasi dalam publikasi ini disusun oleh PT. Valbury Asia Futures. Materi ini bukan penawaran atau ajakan untuk melaksanakan transaksi dalam instrumen apapun. Valbury tidak bertanggung jawab atas segala penggunaan dan akibat yang mungkin diambil atau muncul berdasarkan publikasi ini. Tidak ada pernyataan atau jaminan yang diberikan mengenai keakuratan atau kelengkapan publikasi ini, sehingga setiap pihak yang bertindak berdasarkan informasi yang ditampilkan melakukan sepenuhnya atas risiko mereka sendiri. Perdagangan berjangka komoditi memiliki risiko yang tinggi. Informasi yang diberikan tidak memperhatikan tujuan investasi tertentu, situasi keuangan, dan kebutuhan pihak yang menerimanya.