



NFP Jadi Ujian Berat Bagi USD



SUPPORT & RESISTANCE
Recommendation

Jumat, 01 November 2024

SUPPORT & RESISTANCE

  **EUR / USD**

1.08107	1.08270	1.08547	1.08710	1.08987	1.09150	1.09427
Sup 3	Sup 2	Sup 1	Pivot	Res 1	Res 2	Res 3
SELL	1.08987		1.08547		1 : 2	
Pos	Stop Loss		Take Profit		Risk to Reward Ratio	

  **USD / JPY**

149.586	150.706	151.375	152.495	153.164	154.284	154.953
Sup 3	Sup 2	Sup 1	Pivot	Res 1	Res 2	Res 3
BUY	151.375		153.164		1 : 3	
Pos	Stop Loss		Take Profit		Risk to Reward Ratio	

  **GBP / USD**

1.26683	1.27555	1.28244	1.29116	1.29805	1.30677	1.31366
Sup 3	Sup 2	Sup 1	Pivot	Res 1	Res 2	Res 3
BUY	1.28244		1.29805		1 : 1	
Pos	Stop Loss		Take Profit		Risk to Reward Ratio	

SUPPORT & RESISTANCE

 **AUD / USD**

0.65054	0.65219	0.65503	0.65668	0.65952	0.66117	0.66401
Sup 3	Sup 2	Sup 1	Pivot	Res 1	Res 2	Res 3
SELL	0.65952		0.65503		1:2	
Pos	Stop Loss		Take Profit		Risk to Reward Ratio	

 **USD / CAD**

1.38445	1.38672	1.38987	1.39214	1.39529	1.39756	1.40071
Sup 3	Sup 2	Sup 1	Pivot	Res 1	Res 2	Res 3
SELL	1.39529		1.38987		1:1	
Pos	Stop Loss		Take Profit		Risk to Reward Ratio	

 **USD / CHF**

0.85923	0.86120	0.86249	0.86446	0.86575	0.86772	0.86901
Sup 3	Sup 2	Sup 1	Pivot	Res 1	Res 2	Res 3
BUY	0.86249		0.86575		1:4	
Pos	Stop Loss		Take Profit		Risk to Reward Ratio	

SUPPORT & RESISTANCE

 **NZD / USD**

0.59069	0.59229	0.59503	0.59663	0.59937	0.60097	0.60371
Sup 3	Sup 2	Sup 1	Pivot	Res 1	Res 2	Res 3
SELL	0.59937		0.59503		1:2	
Pos	Stop Loss		Take Profit		Risk to Reward Ratio	


 **XAU / USD**


2,661.60	2,696.52	2,720.13	2,755.05	2,778.66	2,813.58	2,837.19
Sup 3	Sup 2	Sup 1	Pivot	Res 1	Res 2	Res 3
BUY	2,720.13		2,778.66		1:1	
Pos	Stop Loss		Take Profit		Risk to Reward Ratio	


 **CLR / USD**

66.50	67.41	68.97	69.88	71.44	72.35	73.91
Sup 3	Sup 2	Sup 1	Pivot	Res 1	Res 2	Res 3
SELL	71.44		68.97		1:2	
Pos	Stop Loss		Take Profit		Risk to Reward Ratio	

SUPPORT & RESISTANCE

						
30.730	31.609	32.126	33.005	33.522	34.401	34.918
Sup 3	Sup 2	Sup 1	Pivot	Res 1	Res 2	Res 3
BUY	32.126		33.522		1:2	
Pos	Stop Loss		Take Profit		Risk to Reward Ratio	

						
36,717	37,418	37,867	38,568	39,017	39,718	40,167
Sup 3	Sup 2	Sup 1	Pivot	Res 1	Res 2	Res 3
BUY	37,867		39,017		1:2	
Pos	Stop Loss		Take Profit		Risk to Reward Ratio	

						
19,876	20,052	20,243	20,419	20,610	20,786	20,977
Sup 3	Sup 2	Sup 1	Pivot	Res 1	Res 2	Res 3
SELL	20,610		20,243		1:1	
Pos	Stop Loss		Take Profit		Risk to Reward Ratio	

SUPPORT & RESISTANCE

DJA		DOW JONES				
41,306	41,587	41,790	42,071	42,274	42,555	42,758
Sup 3	Sup 2	Sup 1	Pivot	Res 1	Res 2	Res 3
BUY	41,790		42,274		1:2	
Pos	Stop Loss		Take Profit		Risk to Reward Ratio	

NDX		NASDAQ				
19,389.83	19,698.92	19,876.08	20,185.17	20,362.33	20,671.42	20,848.58
Sup 3	Sup 2	Sup 1	Pivot	Res 1	Res 2	Res 3
BUY	19,876.08		20,362.33		1:1	
Pos	Stop Loss		Take Profit		Risk to Reward Ratio	

SPX		S&P 500				
5,595.17	5,664.83	5,703.92	5,773.58	5,812.67	5,882.33	5,921.42
Sup 3	Sup 2	Sup 1	Pivot	Res 1	Res 2	Res 3
BUY	5,703.92		5,812.67		1:2	
Pos	Stop Loss		Take Profit		Risk to Reward Ratio	

valbury

PT. Valbury Asia Futures



Disclaimer:

Informasi dalam publikasi ini disusun oleh PT. Valbury Asia Futures. Materi ini bukan penawaran atau ajakan untuk melaksanakan transaksi dalam instrumen apapun. Valbury tidak bertanggung jawab atas segala penggunaan dan akibat yang mungkin diambil atau muncul berdasarkan publikasi ini. Tidak ada pernyataan atau jaminan yang diberikan mengenai keakuratan atau kelengkapan publikasi ini, sehingga setiap pihak yang bertindak berdasarkan informasi yang ditampilkan melakukan sepenuhnya atas risiko mereka sendiri. Perdagangan berjangka komoditi memiliki risiko yang tinggi. Informasi yang diberikan tidak memperhatikan tujuan investasi tertentu, situasi keuangan, dan kebutuhan pihak yang menerimanya.