

SUMMARY 30 April 2024

Counter	News	Trend	Support	Resistance
<u>DJIA Futures</u>	Saham-saham AS berakhir lebih tinggi pada hari Senin dengan kenaikan tajam yang dipimpin oleh Tesla dan Apple karena investor menantikan apa yang akan dikatakan oleh Federal Reserve tentang prospek suku bunga setelah pertemuan kebijakannya minggu ini, diperkirakan Fed akan mempertahankan suku bunga tidak berubah dan tetap bernada hawkish. Resistance utama 38641, support 38441	↑	38441	38641
<u>S&P 500</u>	Saham-saham AS berakhir lebih tinggi pada hari Senin dengan kenaikan tajam yang dipimpin oleh Tesla dan Apple karena investor menantikan apa yang akan dikatakan oleh Federal Reserve tentang prospek suku bunga setelah pertemuan kebijakannya minggu ini, diperkirakan Fed akan mempertahankan suku bunga tidak berubah dan tetap bernada hawkish. Resistance utama 5161.08, support 5125.83	↑	5125.83	5161.08
<u>Nasdaq</u>	Saham-saham AS berakhir lebih tinggi pada hari Senin dengan kenaikan tajam yang dipimpin oleh Tesla dan Apple karena investor menantikan apa yang akan dikatakan oleh Federal Reserve tentang prospek suku bunga setelah pertemuan kebijakannya minggu ini, diperkirakan Fed akan mempertahankan suku bunga tidak berubah dan tetap bernada hawkish. Resistance utama 17979.75, support 17822.50	↑	17822.50	17979.75
<u>Nikkei Futures</u>	Bursa saham Jepang di tutup pada hari Senin dalam rangka hari libur nasional. Resistance utama 38650, support 38090	↑	38090	38650
<u>Hang Seng Futures</u>	Hang Seng menguat 95,76 poin atau 0,54% ditutup pada angka 17,746.91 pada hari Senin, menguat untuk hari keenam berturut-turut dan bertahan pada level tertinggi dalam lebih dari lima bulan di tengah meningkatnya spekulasi bahwa regulator Tiongkok mungkin melonggarkan pembatasan pembelian rumah di kota-kota besar. Sektor keuangan dan properti menjadi pendorong kenaikan, dengan perusahaan besar CIFI Holdings Co. melonjak sekitar 18% setelah menyelesaikan masalah likuiditasnya dengan pemegang obligasi. Resistance utama 17934, support 17537	↑	17537	17934

Closing Prices – 29 April 2024

	CLOSE	CHANGE		CLOSE	CHANGE
.DJI	38386.09	↑ 146.43 / 0.38%	.N225	HOLIDAY	- HOLIDAY
/.SPX	5116.17	↑ 16.21 / 0.32%	.KS200	2687.43	↑ 31.10 / 1.17%
/.IXIC	15983.09	↑ 55.19 / 0.35%	.HSI	17746.91	↑ 95.76 / 0.54%
JPY=	156.24	↓ 1.63 / 1.03%	/.SSEC	3113.04	↑ 24.41 / 0.79%
KRW=	1377.84	↑ 2.71 / 0.20%	/CLc1 (Oil)	82.73	↓ 0.93 / 1.11%

ECONOMIC INDICATOR

DATE	WIB	CTY	INDICATORS	PER	ACTUAL	FORECAST	PREV.	REV.
Mon/29-Apr-24	ALL	JP	Bank Holiday (Showa Day)					
	16:00	EZ	Consumer Confidence	Apr F	-14.7	-14.7	-14.9	--
	16:00	EZ	Services Confidence	Apr	6	6.5	6.3	6.4
	16:00	EZ	Industrial Confidence	Apr	-10.5	-8.5	-8.8	-8.9
	16:00	EZ	Economic Confidence	Apr	95.6	96.9	96.3	96.2
	19:00	DE	CPI YoY	Apr P	2.2%	2.3%	2.2%	--
	19:00	DE	CPI MoM	Apr P	0.5%	0.6%	0.4%	--
	19:00	DE	CPI EU Harmonized MoM	Apr P	0.6%	0.6%	0.6%	--
	19:00	DE	CPI EU Harmonized YoY	Apr P	2.4%	2.3%	2.3%	--
Tue/30-Apr-24	06:30	JP	Jobless Rate	Mar		2.5%	2.6%	--
	06:50	JP	Retail Sales YoY	Mar		2.5%	4.6%	4.7%
	06:50	JP	Retail Sales MoM	Mar		-0.2%	1.5%	1.7%
	06:50	JP	Industrial Production MoM	Mar P		3.5%	-0.6%	--
	06:50	JP	Industrial Production YoY	Mar P		-6.2%	-3.9%	--
	08:00	NZ	ANZ Business Confidence	Apr		--	22.9	--
	08:30	AU	Retail Sales MoM	Mar		0.2%	0.3%	--
	08:30	CN	Composite PMI	Apr		--	52.7	--
	08:30	CN	Manufacturing PMI	Apr		50.3	50.8	--
	08:30	CN	Non-manufacturing PMI	Apr		52.2	53	--
	08:45	CN	Caixin China PMI Mfg	Apr		--	51.1	--
	12:00	JP	Housing Starts YoY	Mar		-7.5%	-8.2%	--
	12:00	JP	Annualized Housing Starts	Mar		0.801m	0.795m	--
	14:00	CH	KOF Leading Indicator	Apr		--	101.5	--
	14:55	DE	Unemployment Change (000's)	Apr		--	4.0k	--
	14:55	DE	Unemployment Claims Rate SA	Apr		--	5.9%	--
	15:00	DE	GDP SA QoQ	1Q P		--	-0.3%	--
	15:00	DE	GDP NSA YoY	1Q P		--	-0.4%	--
	15:00	DE	GDP WDA YoY	1Q P		--	-0.2%	--
	15:30	GB	Net Consumer Credit	Mar		--	1.4b	--
	15:30	GB	Consumer Credit YoY	Mar		--	8.7%	--
	16:00	EZ	CPI Estimate YoY	Apr		2.4%	2.4%	--
	16:00	EZ	CPI MoM	Apr P		0.6%	0.8%	--
	16:00	EZ	CPI Core YoY	Apr P		2.7%	2.9%	--
	16:00	EZ	GDP SA QoQ	1Q A		0.2%	0.0%	--
	16:00	EZ	GDP SA YoY	1Q A		0.2%	0.1%	--
	18:00	GB	BOE Releases APF quarterly report					
	19:30	CA	GDP YoY	Feb		1.1%	0.9%	--
	19:30	CA	GDP MoM	Feb		0.3%	0.6%	--
	19:30	US	Employment Cost Index	1Q		1%	0.9%	--
	20:00	US	FHFA House Price Index MoM	Feb		0.1%	-0.1%	--
	20:00	US	S&P CoreLogic CS 20-City MoM SA	Feb		0.1%	0.14%	--
	20:00	US	S&P CoreLogic CS US HPI YoY NSA	Feb		--	6.03%	--
	20:00	US	S&P CoreLogic CS 20-City YoY NSA	Feb		--	6.59%	--
	21:00	US	Conf. Board Consumer Confidence	Apr		104.1	104.7	--
	21:00	US	Conf. Board Present Situation	Apr		--	151	--
	21:00	US	Conf. Board Expectations	Apr		--	73.8	--
	21:00	US	FOMC Begins Two-Day Meeting					
Wed/01-May-24	05:45	NZ	Unemployment Rate	1Q		4.3%	4%	--
	05:45	NZ	Employment Change QoQ	1Q		0.3%	0.4%	--
	05:45	NZ	Employment Change YoY	1Q		1.6%	2.4%	--
	05:45	NZ	Average Hourly Earnings QoQ	1Q		--	0.5%	--
	All	CN	Bank Holiday (Labor Day)					
	All	HK	Bank Holiday (Labor Day)					

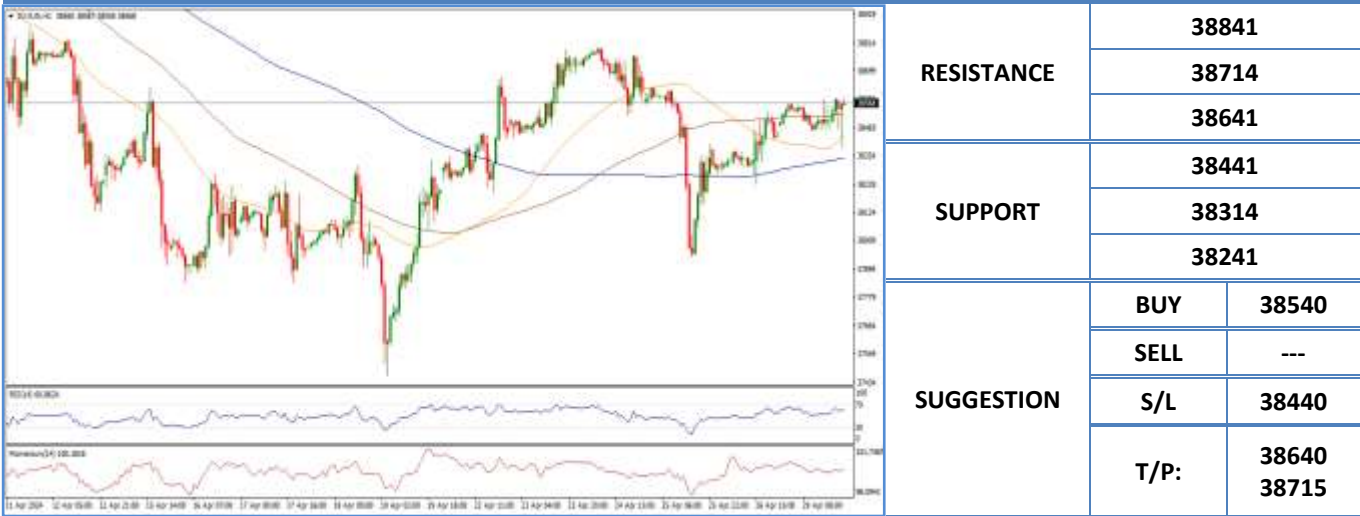
	06:00	AU	Judo Bank Australia PMI Mfg	Apr F	--	49.9	--
	07:30	JP	Jibun Bank Japan PMI Mfg	Apr F	--	49.9	--
	15:30	GB	S&P Global UK Manufacturing PMI	Apr F	--	48.7	--
	All	DE	Bank Holiday (Labor Day)				
	All	CH	Bank Holiday (Labor Day)				
	19:15	US	ADP Employment Change	Apr	185k	184k	--
	20:30	CA	S&P Global Canada Manufacturing PMI	Apr	--	49.8	--
	20:45	US	S&P Global US Manufacturing PMI	Apr F	49.9	49.9	--
	21:00	US	Construction Spending MoM	Mar	0.3%	-0.3%	--
	21:00	US	JOLTS Job Openings	Mar	8725k	8756k	--
	21:00	US	ISM Manufacturing	Apr	50.1	50.3	--
	21:00	US	ISM Prices Paid	Apr	--	55.8	--
	21:00	US	ISM New Orders	Apr	--	51.4	--
	21:00	US	ISM Employment	Apr	--	47.4	--
	21:30	US	DOE U.S. Crude Oil Inventories	26-Apr	--	-6368k	--
	21:30	US	DOE Cushing OK Crude Inventory	26-Apr	--	-659k	--
	21:30	US	DOE U.S. Gasoline Inventories	26-Apr	--	-634k	--
	21:30	US	DOE U.S. Distillate Inventory	26-Apr	--	1614k	--
	21:30	US	DOE U.S. Refinery Utilization	26-Apr	--	0.4%	--
Thu/02-May-24	01:00	US	FOMC Rate Decision (Upper Bound)	1-May	5.50%	5.50%	--
	01:00	US	FOMC Rate Decision (Lower Bound)	1-May	5.25%	5.25%	--
	01:00	US	Interest on Reserve Balances Rate	2-May	--	5.40%	--
	01:00	US	FOMC Ends Two-Day Meeting				
	01:30	US	Fed Chair Powell Holds Post-Meeting Press Conference				
	All	CN	Bank Holiday (Labor Day)				
	06:50	JP	BOJ Minutes of March Meeting				
	08:30	AU	Imports MoM	Mar	--	4.8%	--
	08:30	AU	Trade Balance	Mar	A\$7400m	A\$7280m	--
	08:30	AU	Exports MoM	Mar	--	-2.2%	--
	12:00	JP	Consumer Confidence Index	Apr	39.7	39.5	--
	13:30	CH	CPI YoY	Apr	--	1%	--
	13:30	CH	CPI MoM	Apr	--	0.0%	--
	13:30	CH	CPI EU Harmonized MoM	Apr	--	-0.1%	--
	13:30	CH	CPI EU Harmonized YoY	Apr	--	1.1%	--
	13:30	CH	CPI Core YoY	Apr	--	1%	--
	13:30	CH	Retail Sales Real YoY	Mar	--	-0.2%	--
	14:30	CH	PMI Manufacturing	Apr	--	45.2	--
	14:30	CH	PMI Services	Apr	--	47.6	--
	14:55	DE	HCOB Germany Manufacturing PMI	Apr F	--	42.2	--
	15:00	EZ	HCOB Eurozone Manufacturing PMI	Apr F	--	45.6	--
	15:30	HK	GDP SA QoQ	1Q A	--	0.4%	--
	15:30	HK	GDP YoY	1Q A	--	4.3%	--
	16:00	EZ	OECD Publishes Economic Outlook				
	19:30	US	Trade Balance	Mar	-\$69.0b	-\$68.9b	--
	19:30	US	Nonfarm Productivity	1Q P	1.5%	3.2%	--
	19:30	US	Unit Labor Costs	1Q P	2%	0.4%	--
	19:30	US	Initial Jobless Claims	27-Apr	--	207k	--
	19:30	US	Continuing Claims	20-Apr	--	1781k	--
	21:00	US	Factory Orders	Mar	1.6%	1.4%	--
	21:00	US	Factory Orders Ex Trans	Mar	--	1.1%	--
	21:00	US	Durable Goods Orders	Mar F	--	2.6%	--
	21:00	US	Durables Ex Transportation	Mar F	--	0.2%	--
	21:00	US	Cap Goods Orders Nondef Ex Air	Mar F	--	0.2%	--
	21:00	US	Cap Goods Ship Nondef Ex Air	Mar F	--	0.2%	--
Fri/03-May-24	06:00	AU	Judo Bank Australia PMI Composite	Apr F	--	53.6	--
	06:00	AU	Judo Bank Australia PMI Services	Apr F	--	54.2	--
	All	CN	Bank Holiday (Labor Day)				
	All	JP	Bank Holiday (Contitution Day)				
	15:30	HK	Retail Sales Volume YoY	Mar	--	0.5%	--
	15:30	HK	Retail Sales Value YoY	Mar	--	1.9%	--
	15:30	GB	Official Reserves Changes	Apr	--	\$2310m	--
	15:30	GB	S&P Global UK Services PMI	Apr F	--	54.9	--
	15:30	GB	S&P Global UK Composite PMI	Apr F	--	54	--
	16:00	EZ	Unemployment Rate	Mar	--	6.5%	--
	19:30	US	Two-Month Payroll Net Revision	Apr	--	22k	--
	19:30	US	Change in Nonfarm Payrolls	Apr	250k	303k	--
	19:30	US	Change in Private Payrolls	Apr	200k	232k	--
	19:30	US	Change in Manufact. Payrolls	Apr	9k	0k	--
	19:30	US	Unemployment Rate	Apr	3.8%	3.8%	--
	19:30	US	Average Hourly Earnings MoM	Apr	0.3%	0.3%	--
	19:30	US	Average Hourly Earnings YoY	Apr	4%	4.1%	--
	19:30	US	Average Weekly Hours All Employees	Apr	34.4	34.4	--
	19:30	US	Labor Force Participation Rate	Apr	--	62.7%	--

	19:30	US	Underemployment Rate	Apr		--	7.3%	--
	20:30	CA	S&P Global Canada Composite PMI	Apr		--	47	--
	20:30	CA	S&P Global Canada Services PMI	Apr		--	46.4	--
	20:45	US	S&P Global US Services PMI	Apr F		50.9	50.9	--
	20:45	US	S&P Global US Composite PMI	Apr F		--	50.9	--
	21:00	US	ISM Services Index	Apr		52	51.4	--
	21:00	US	ISM Services Prices Paid	Apr		--	53.4	--
	21:00	US	ISM Services Employment	Apr		--	48.5	--
	21:00	US	ISM Services New Orders	Apr		--	54.4	--
Sat/04-May-24	00:00	US	Baker Hughes U.S. Rig Count	3-May		--	--	--
	06:45	US	Fed's Goolsbee Participates in Panel Discussion					

valbury 
PT. Valbury Asia Futures

Dow Jones (DJ – JUN)

Exp. Date: 13 June 2024



DATE	OPEN	HIGH	LOW	RANGE	CLOSE	SETTLE	CHANGE	CHANGE %	VOLUME
29 Apr	38479	38588	38388	200	38568	38568	↑ 134	0.35	--

WEEKLY		APRIL		2024	
HIGH	LOW	HIGH	LOW	HIGH	LOW
38588 (29/Apr)	38388 (29/Apr)	40353 (01/Apr)	37460 (19/Apr)	40353 (01/Apr)	37300 (18/Jan)

S&P 500 (SP – JUN)

Exp. Date: 13 June 2024

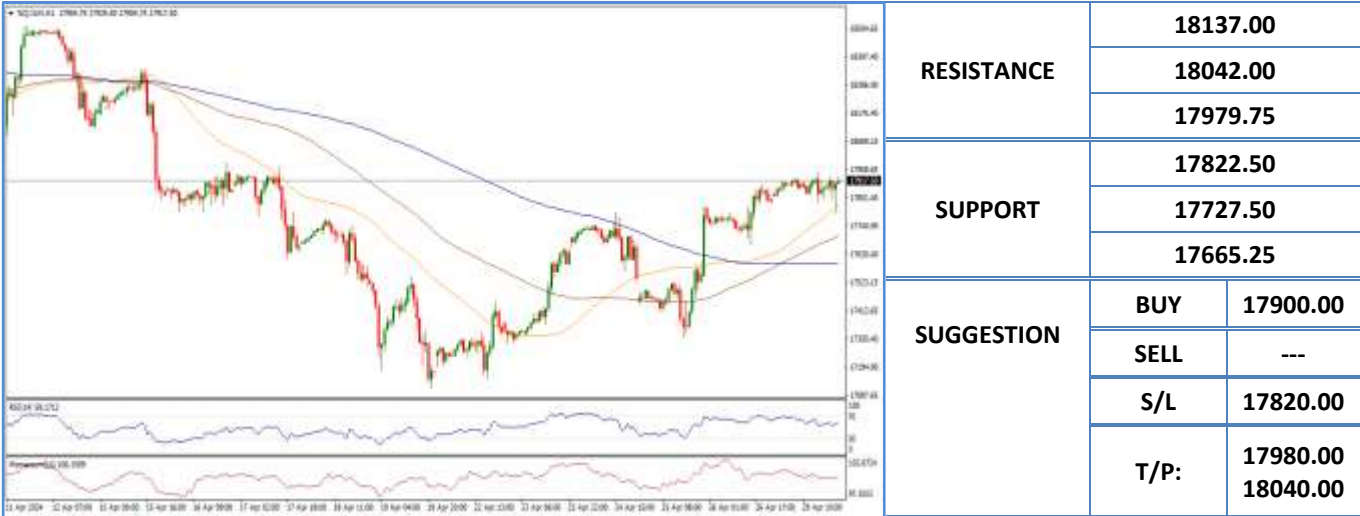


DATE	OPEN	HIGH	LOW	RANGE	CLOSE	SETTLE	CHANGE	CHANGE %	VOLUME
29 Apr	5137.50	5153.50	5118.25	35.25	5147.25	5147.25	↑ 18.00	0.35	--

WEEKLY		APRIL		2024	
HIGH	LOW	HIGH	LOW	HIGH	LOW
5153.50 (29/Apr)	5118.25 (29/Apr)	5332.50 (01/Apr)	4963.00 (19/Apr)	5332.50 (01/Apr)	4701.25 (05/Jan)

Nasdaq (NQ – JUN)

Exp. Date: 13 June 2024



DATE	OPEN	HIGH	LOW	RANGE	CLOSE	SETTLE	CHANGE	CHANGE %	VOLUME
29 Apr	17860.75	17947.00	17789.75	157.25	17917.50	17917.50	↑ 83.50	0.47	--

WEEKLY		APRIL		2024	
HIGH	LOW	HIGH	LOW	HIGH	LOW
17947.00 (29/Apr)	17789.75 (29/Apr)	18610.00 (01/Apr)	17113.00 (19/Apr)	18706.25 (21/Mar)	16335.00 (05/Jan)

Nikkei (NIK– JUN)

Exp. Date: 06 June 2024



DATE	OPEN	HIGH	LOW	RANGE	CLOSE	SETTLE	CHANGE	CHANGE%	VOLUME
29 Apr	38365	38740	38180	560	38325	38325	↓ 50	0.13	--

WEEKLY		APRIL		2024	
HIGH	LOW	HIGH	LOW	HIGH	LOW
38740 (29/Apr)	38180 (29/Apr)	40755 (01/Apr)	36710 (19/Apr)	40915 (21/Mar)	32665 (04/Jan)

Hang Seng (HAS – MAY)


Exp. Date: 30 May 2024



RESISTANCE	18331	
	18164	
	17934	
SUPPORT	17537	
	17370	
	17140	
SUGGESTION	BUY	17675
	SELL	---
	S/L	17535
	T/P:	17935 18075

DATE	OPEN	HIGH	LOW	RANGE	CLOSE	SETTLE	CHANGE	CHANGE %	VOLUME
29 Apr	17624	17997	17600	397	17705	17705	↑ 139	0.79	--

WEEKLY		APRIL		2024	
HIGH	LOW	HIGH	LOW	HIGH	LOW
17997 (29/Apr)	17600 (29/Apr)	17997 (29/Apr)	16036 (19/Apr)	17997 (29/Apr)	14796 (22/Jan)



Disclaimer

All contents of this report have been prepared by the Research Dept. of Valbury Asia Futures and are provided solely for informational purpose. We have taken reasonable measures to ensure the accuracy of the report, however, do not guarantee its accuracy and will not accept liability for any consequential loss or damage which may arise directly or indirectly from any use of the report.

Published by RESEARCH DEPARTMENT – PT VALBURY ASIA FUTURES
Menara Karya 9th Floor, Jl. HR Rasuna Said Blok X-5 Kav. 1-2 Jakarta 12950 Indonesia
Phone : +6221-25533777, Email: research@valbury.com

valbury 
PT. Valbury Asia Futures