

SUMMARY 21 November 2023

Counter	News	Trend	Support	Resistance
<u>DJIA Futures</u>	Tiga indeks saham utama Wall Street ditutup lebih tinggi pada hari Senin dengan Nasdaq memimpin kenaikan karena saham kelas berat Microsoft menguat setelah mempekerjakan eksekutif kecerdasan buatan yang terkemuka sementara imbal hasil Treasury AS yang lebih rendah dan bukti-bukti penurunan inflasi AS mendukung spekulasi bahwa Federal Reserve telah selesai menaikkan suku bunga turut memberikan dukungan. Resistance utama 35340, support 35010	↑	35010	35340
<u>S&P 500</u>	Tiga indeks saham utama Wall Street ditutup lebih tinggi pada hari Senin dengan Nasdaq memimpin kenaikan karena saham kelas berat Microsoft menguat setelah mempekerjakan eksekutif kecerdasan buatan yang terkemuka sementara imbal hasil Treasury AS yang lebih rendah dan bukti-bukti penurunan inflasi AS mendukung spekulasi bahwa Federal Reserve telah selesai menaikkan suku bunga turut memberikan dukungan. Resistance utama 4579.16, support 4528.41	↑	4528.41	4579.16
<u>Nasdaq</u>	Tiga indeks saham utama Wall Street ditutup lebih tinggi pada hari Senin dengan Nasdaq memimpin kenaikan karena saham kelas berat Microsoft menguat setelah mempekerjakan eksekutif kecerdasan buatan yang terkemuka sementara imbal hasil Treasury AS yang lebih rendah dan bukti-bukti penurunan inflasi AS mendukung spekulasi bahwa Federal Reserve telah selesai menaikkan suku bunga turut memberikan dukungan. Resistance utama 16183.67, support 15905.42	↑	15905.42	16183.67
<u>Nikkei Futures</u>	Indeks Nikkei225 naik sebanyak 0,8% mencapai level tertinggi 33 tahun di 33.853 pada hari Senin, sebelum membalikkan kenaikan tersebut dan ditutup 0,59% lebih rendah pada 33.388 karena investor mengambil keuntungan setelah reli tiga minggu, kenaikan saham Jepang baru-baru ini didorong oleh pendapatan domestik yang kuat dan meningkatnya ekspektasi bahwa suku bunga AS telah mencapai puncaknya dan dapat mulai turun tahun depan. Resistance utama 33796, support 33126	↑	33126	33796
<u>Hang Seng Futures</u>	Hang Seng melonjak 274,56 poin atau 1,58% dan ditutup di 17.227,28 pada hari Senin di tengah meningkatnya optimisme bahwa inflasi di AS telah cukup berkurang sehingga mendorong The Fed untuk mengakhiri kebijakan pengetatan suku bunga AS. Resistance utama 18105, support 17667	↑	17667	18105

Closing Prices – 20 November 2023

	CLOSE	CHANGE		CLOSE	CHANGE
.DJI	35151.04	↑ 203.76 / 0.58%	.N225	33388.03	↓ 215.20 / 0.64%
/.SPX	4547.38	↑ 33.36 / 0.74%	.KS200	2491.20	↑ 21.35 / 0.86%
/.IXIC	14284.54	↑ 159.06 / 1.13%	.HSI	17762.00	↑ 290.50 / 1.66%
JPY=	148.38	↓ 1.26 / 0.84%	/.SSEC	3068.32	↑ 13.95 / 0.46%
KRW=	1291.75	↓ 4.78 / 0.37%	/CLc1 (Oil)	77.60	↑ 1.55 / 2.04%

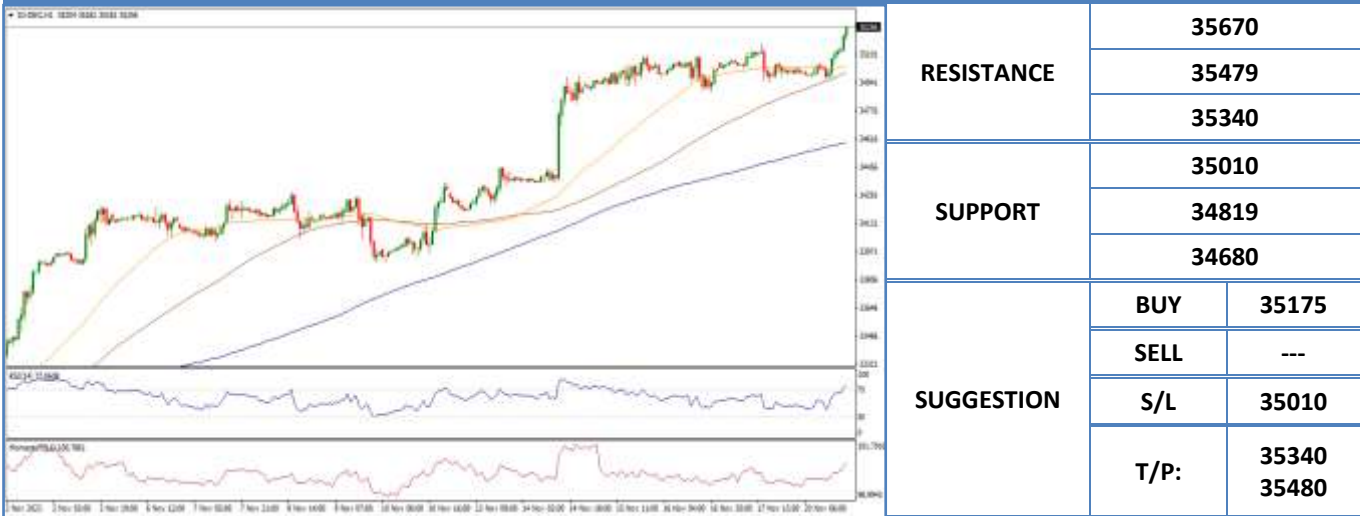
ECONOMIC INDICATOR

DATE	WIB	CTY	INDICATORS	PER	ACTUAL	FORECAST	PREV.	REV.
Mon/20-Nov-23	12:00	EZ	ECB's Lane Speaks					
	14:00	DE	PPI MoM	Oct	-0.1%	-0.1%	-0.2%	--
	14:00	DE	PPI YoY	Oct	-11.0%	-11.0%	-14.7%	--
	16:10	EZ	ECB's Vujcic Speaks					
	17:00	EZ	Construction Output MoM	Sep	0.45%	--	-1.1%	-1.06%
	17:00	EZ	Construction Output YoY	Sep	-0.3%	--	-0.1%	0.0%
	20:00	EZ	ECB's Hernandez de Cos in Madrid					
	21:00	GB	BOE releases article on financial stability					
22:00	US	Leading Index	Oct	-0.8%	-0.7%	-0.7%	--	
Tue/21-Nov-23	00:00	US	Fed's Barkin Speaks on Fox Business					
	01:45	GB	BOE's Bailey speaks					
	02:00	EZ	ECB's Villeroy speaks					
	04:45	NZ	Trade Balance NZD	Oct		--	-2329m	--
	04:45	NZ	Trade Balance 12 Mth YTD NZD	Oct		--	-15333m	--
	04:45	NZ	Exports NZD	Oct		--	4.87b	--
	04:45	NZ	Imports NZD	Oct		--	7.20b	--
	06:00	AU	RBA's Bullock-Panel					
	06:45	AU	RBA's Schwartz-Speech					
	07:30	AU	RBA Minutes of Nov. Policy Meeting					
	14:00	CH	Exports Real MoM	Oct		--	3.6%	--
	14:00	CH	Imports Real MoM	Oct		--	-1.0%	--
	14:00	GB	Output Per Hour YoY	3Q P		--	0.3%	--
	15:30	HK	CPI Composite YoY	Oct		2.1%	2.0%	--
	17:15	GB	Bank of England Governor testifies to UK Parliament					
	20:30	CA	CPI NSA MoM	Oct		0.1%	-0.1%	--
	20:30	CA	CPI YoY	Oct		3.1%	3.8%	--
	20:30	CA	Consumer Price Index	Oct		158.8	158.5	--
	20:30	CA	CPI Core- Trim YoY	Oct		3.6%	3.7%	--
	20:30	CA	CPI Core- Median YoY	Oct		3.6%	3.8%	--
	20:30	US	Philadelphia Fed Non-Manufacturing Activity	Nov		--	-20.3	--
	22:00	US	Existing Home Sales	Oct		3.90m	3.96m	--
	22:00	US	Existing Home Sales MoM	Oct		-1.5%	-2.0%	--
23:00	EZ	ECB's Lagarde, Germany's Lindner Speaks in Berlin						
Wed/22-Nov-23	N/A	GB	Chancellor of the Exchequer Presents the Autumn Statement					
	00:00	EZ	ECB's Schnabel Speaks					
	00:35	EZ	ECB's Centeno Speaks at Conference in Oporto, Portugal					
	02:00	US	FOMC Meeting Minutes	1-Nov		--	--	--
	06:30	AU	Westpac Leading Index MoM	Oct		--	0.07%	--
	15:35	AU	RBA's Bullock-Speech					
	20:30	US	Initial Jobless Claims	18-Nov		225k	231k	--
	20:30	US	Continuing Claims	11-Nov		1875k	1865k	--
	20:30	US	Durable Goods Orders	Oct P		-3.2%	4.6%	--
	20:30	US	Durables Ex Transportation	Oct P		0.1%	0.4%	--
	20:30	US	Cap Goods Orders Nondef Ex Air	Oct P		0.2%	0.5%	--
	20:30	US	Cap Goods Ship Nondef Ex Air	Oct P		0.1%	-0.1%	--
	22:00	EZ	Consumer Confidence	Nov P		-17.9	-17.9	--
	22:00	US	U. of Mich. Sentiment	Nov F		61	60.4	--
	22:00	US	U. of Mich. Current Conditions	Nov F		--	65.7	--
	22:00	US	U. of Mich. Expectations	Nov F		--	56.9	--
	22:00	US	U. of Mich. 1 Yr Inflation	Nov F		--	4.4%	--
	22:00	US	U. of Mich. 5-10 Yr Inflation	Nov F		--	3.2%	--
	22:30	US	DOE U.S. Crude Oil Inventories	17-Nov		--	3592k	--
	22:30	US	DOE Cushing OK Crude Inventory	17-Nov		--	1925k	--
	22:30	US	DOE U.S. Gasoline Inventories	17-Nov		--	-1540k	--
	22:30	US	DOE U.S. Distillate Inventory	17-Nov		--	-1422k	--
	22:30	US	DOE U.S. Refinery Utilization	17-Nov		--	0.9%	--
23:30	CA	Bank of Canada Governor Macklem Speaks in Saint John						
Thu/23-Nov-23	01:00	CA	Macklem Speaks to Reporters in Saint John					
	01:00	US	Baker Hughes U.S. Rig Count	24-Nov		--	618	--
	05:00	AU	Judo Bank Australia PMI Composite	Nov P		--	47.6	--
	05:00	AU	Judo Bank Australia PMI Mfg	Nov P		--	48.2	--
	05:00	AU	Judo Bank Australia PMI Services	Nov P		--	47.9	--
	All	JP	Bank Holiday (Labor Thanksgiving Day)					
	15:30	DE	HCOB Germany Manufacturing PMI	Nov P		41.2	40.8	--
	15:30	DE	HCOB Germany Services PMI	Nov P		48.5	48.2	--
	15:30	DE	HCOB Germany Composite PMI	Nov P		46.3	45.9	--
	16:00	EZ	HCOB Eurozone Manufacturing PMI	Nov P		43.4	43.1	--

	16:00	EZ	HCOB Eurozone Services PMI	Nov P		48.1	47.8	--
	16:00	EZ	HCOB Eurozone Composite PMI	Nov P		46.8	46.5	--
	16:30	GB	S&P Global/CIPS UK Manufacturing PMI	Nov P		45	44.8	--
	16:30	GB	S&P Global/CIPS UK Services PMI	Nov P		49.5	49.5	--
	16:30	GB	S&P Global/CIPS UK Composite PMI	Nov P		48.7	48.7	--
	19:30	EZ	ECB Publishes Account of October Policy Meeting					
	All	US	Bank Holiday (Thanksgiving Day)					
Fri/24-Nov-23	04:45	NZ	Retail Sales Ex Inflation QoQ	3Q		-0.7%	-1.0%	--
	06:30	JP	Natl CPI YoY	Oct		3.4%	3.0%	--
	06:30	JP	Natl CPI Ex Fresh Food YoY	Oct		3.0%	2.8%	--
	06:30	JP	Natl CPI Ex Fresh Food, Energy YoY	Oct		4.1%	4.2%	--
	07:01	GB	GfK Consumer Confidence	Nov		-27	-30	--
	07:30	JP	Jibun Bank Japan PMI Composite	Nov P		--	50.5	--
	07:30	JP	Jibun Bank Japan PMI Mfg	Nov P		--	48.7	--
	07:30	JP	Jibun Bank Japan PMI Services	Nov P		--	51.6	--
	12:00	JP	Leading Index CI	Sep F		--	108.7	--
	12:00	JP	Coincident Index	Sep F		--	114.7	--
	14:00	DE	GDP SA QoQ	3Q F		-0.1%	-0.1%	--
	14:00	DE	GDP NSA YoY	3Q F		-0.8%	-0.8%	--
	14:00	DE	GDP WDA YoY	3Q F		-0.3%	-0.3%	--
	16:00	DE	IFO Business Climate	Nov		87.5	86.9	--
	16:00	DE	IFO Current Assessment	Nov		89.5	89.2	--
	16:00	DE	IFO Expectations	Nov		85.8	84.7	--
	17:00	EZ	ECB's Lagarde Speaks					
	20:00	EZ	ECB's De Guindos at S'Agaro conference in Spain					
	20:30	CA	Retail Sales MoM	Sep		0.0%	-0.1%	--
	20:30	CA	Retail Sales Ex Auto MoM	Sep		-0.3%	0.1%	--
	21:45	US	S&P Global US Manufacturing PMI	Nov P		49.9	50	--
	21:45	US	S&P Global US Services PMI	Nov P		50.4	50.6	--
	21:45	US	S&P Global US Composite PMI	Nov P		50.3	50.7	--
	22:00	EZ	ECB's De Cos at S'Agaro conference in Spain					
Sat/25-Nov-23	18:15	EZ	Bundesbank Chief Nagel Speaks					

Dow Jones (DJ – DEC)

Exp. Date: 14 December 2023



DATE	OPEN	HIGH	LOW	RANGE	CLOSE	SETTLE	CHANGE	CHANGE %	VOLUME
20 Nov	34993	35288	34958	330	35201	35201	↑ 205	0.59	--

WEEKLY		NOVEMBER		2023	
HIGH	LOW	HIGH	LOW	HIGH	LOW
35288 (20/Nov)	34958 (20/Nov)	35288 (20/Nov)	32985 (01/Nov)	35837 (27/Jul)	31422 (15/Mar)

S&P 500 (SP – DEC)

Exp. Date: 14 December 2023

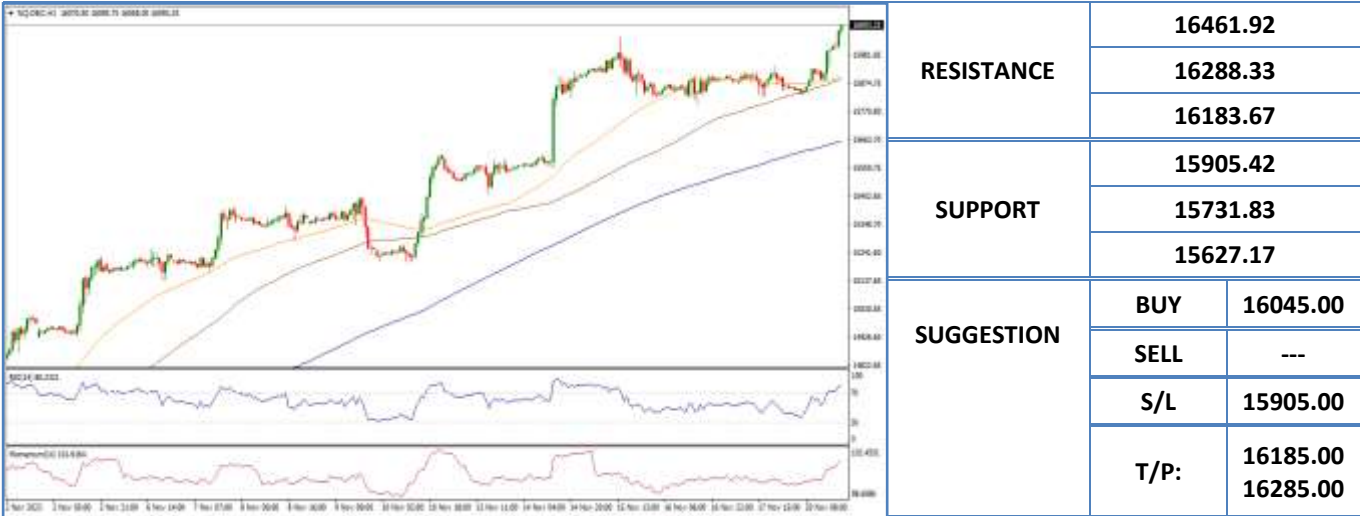


DATE	OPEN	HIGH	LOW	RANGE	CLOSE	SETTLE	CHANGE	CHANGE %	VOLUME
20 Nov	4527.00	4570.25	4519.50	50.75	4558.25	4558.25	↑ 33.50	0.74	--

WEEKLY		NOVEMBER		2023	
HIGH	LOW	HIGH	LOW	HIGH	LOW
4570.25 (20/Nov)	4519.50 (20/Nov)	4570.25 (20/Nov)	4191.00 (01/Nov)	4633.75 (27/Jul)	3808.50 (13/Mar)

Nasdaq (NQ – DEC)

Exp. Date: 14 December 2023



DATE	OPEN	HIGH	LOW	RANGE	CLOSE	SETTLE	CHANGE	CHANGE %	VOLUME
20 Nov	15896.25	16114.75	15836.50	278.25	16079.00	16079.00	↑ 194.25	1.22	--

WEEKLY		NOVEMBER		2023	
HIGH	LOW	HIGH	LOW	HIGH	LOW
16114.75 (20/Nov)	15836.50 (20/Nov)	16114.75 (20/Nov)	14410.75 (01/Nov)	16114.75 (20/Nov)	10750.00 (06/Jan)

Nikkei (NIK– DEC)

Exp. Date: 07 December 2023



DATE	OPEN	HIGH	LOW	RANGE	CLOSE	SETTLE	CHANGE	CHANGE%	VOLUME
20 Nov	33495	33860	33190	670	33430	33430	↓ 85	0.25	--

WEEKLY		NOVEMBER		2023	
HIGH	LOW	HIGH	LOW	HIGH	LOW
33860 (20/Nov)	33190 (20/Nov)	33860 (20/Nov)	31290 (01/Nov)	33955 (16/Jun)	25565 (03/Jan)

Hang Seng (HAS – NOV)


Exp. Date: 29 November 2023



RESISTANCE	18543	
	18270	
	18105	
SUPPORT	17667	
	17394	
	17229	
SUGGESTION	BUY	17885
	SELL	---
	S/L	17665
	T/P:	18105 18270

DATE	OPEN	HIGH	LOW	RANGE	CLOSE	SETTLE	CHANGE	CHANGE %	VOLUME
20 Nov	17689	17997	17559	438	17941	17941	↑ 279	1.58	--

WEEKLY		NOVEMBER		2023	
HIGH	LOW	HIGH	LOW	HIGH	LOW
17997 (20/Nov)	17559 (20/Nov)	18428 (15/Nov)	16989 (01/Nov)	22799 (27/Jan)	16876 (24/Oct)



Disclaimer

All contents of this report have been prepared by the Research Dept. of Valbury Asia Futures and are provided solely for informational purpose. We have taken reasonable measures to ensure the accuracy of the report, however, do not guarantee its accuracy and will not accept liability for any consequential loss or damage which may arise directly or indirectly from any use of the report.

Published by RESEARCH DEPARTMENT – PT VALBURY ASIA FUTURES
Menara Karya 9th Floor, Jl. HR Rasuna Said Blok X-5 Kav. 1-2 Jakarta 12950 Indonesia
Phone : +6221-25533777, Email: research@valbury.com

valbury 
PT. Valbury Asia Futures