








Daily Outlook

GLOBAL MARKETS & ECONOMIES | WEEKLY ECONOMIC INDICATORS | CURRENCIES | PRECIOUS METAL | OIL |

“Yen Melonjak Terhadap USD Di Tengah Dugaan Intervensi”

Counter	News	Trend	Support	Resistance
 CLc1 (WTI)	OIL – Harga minyak turun lebih dari \$1 per barel pada hari Senin karena pembicaraan gencatan senjata Israel di Kairo meredam kekhawatiran akan konflik Timur Tengah yang lebih luas sementara data inflasi AS meredupkan prospek penurunan suku bunga dalam waktu dekat. Resistance 83.62, support 82.12	↓	82.12	83.62
 XAUUSD	XAUUSD – Harga emas melemah pada hari Senin karena kehati-hatian mencengkeram pasar menjelang pertemuan kebijakan Federal Reserve dan laporan nonfarm payrolls AS minggu ini, investor menantikan petunjuk mengenai arah kebijakan moneter Fed setelah data ekonomi AS terbaru meredam ekspektasi penurunan suku bunga. Resistance 2347.98, support 2321.17	↑	2321.17	2347.98
 EURUSD	EURUSD – Harga naik karena USD turun setelah intervensi yang diduga dilakukan oleh Kementerian Keuangan Jepang untuk mendukung yen setelah melemah ke posisi terendah dalam beberapa dekade. Resistance utama di 1.0739, support di 1.0695	↑	1.0695	1.0739
 USDJPY	USDJPY – Yen melonjak terhadap dolar pada hari Senin dengan para pedagang mengutip intervensi pembelian yen oleh otoritas Jepang sebagai pemicu kenaikan mata uang yang merosot ke level yang terakhir kali terlihat lebih dari tiga dekade yang lalu. Resistance 159.46, support 153.76	↓	153.76	159.46
 GBPUSD	GBPUSD – Harga naik karena USD turun setelah intervensi yang diduga dilakukan oleh Kementerian Keuangan Jepang untuk mendukung yen setelah melemah ke posisi terendah dalam beberapa dekade. Resistance utama 1.2586, support 1.2516	↑	1.2516	1.2586
 USDCHF	USDCHF – Harga turun karena USD melemah setelah intervensi yang diduga dilakukan oleh Kementerian Keuangan Jepang untuk mendukung yen setelah melemah ke posisi terendah dalam beberapa dekade. Resistance utama 0.9139, support 0.9073	↓	0.9073	0.9139
 AUDUSD	AUDUSD – Harga naik karena USD turun setelah intervensi yang diduga dilakukan oleh Kementerian Keuangan Jepang untuk mendukung yen setelah melemah ke posisi terendah dalam beberapa dekade. Resistance 0.6589, support 0.6538	↑	0.6538	0.6589

ECONOMIC INDICATORS

DATE	WIB	CT Y	INDICATORS	PER	ACTUAL	FORECAST	PREV.	REV.	
Mon/29-Apr-24	ALL	JP	Bank Holiday (Showa Day)						
	16:00	EZ	Consumer Confidence	Apr F	-14.7	-14.7	-14.9	--	
	16:00	EZ	Services Confidence	Apr	6	6.5	6.3	6.4	
	16:00	EZ	Industrial Confidence	Apr	-10.5	-8.5	-8.8	-8.9	
	16:00	EZ	Economic Confidence	Apr	95.6	96.9	96.3	96.2	
	19:00	DE	CPI YoY	Apr P	2.2%	2.3%	2.2%	--	
	19:00	DE	CPI MoM	Apr P	0.5%	0.6%	0.4%	--	
	19:00	DE	CPI EU Harmonized MoM	Apr P	0.6%	0.6%	0.6%	--	
	19:00	DE	CPI EU Harmonized YoY	Apr P	2.4%	2.3%	2.3%	--	
Tue/30-Apr-24	06:30	JP	Jobless Rate	Mar		2.5%	2.6%	--	
	06:50	JP	Retail Sales YoY	Mar		2.5%	4.6%	4.7%	
	06:50	JP	Retail Sales MoM	Mar		-0.2%	1.5%	1.7%	
	06:50	JP	Industrial Production MoM	Mar P		3.5%	-0.6%	--	
	06:50	JP	Industrial Production YoY	Mar P		-6.2%	-3.9%	--	
	08:00	NZ	ANZ Business Confidence	Apr		--	22.9	--	
	08:30	AU	Retail Sales MoM	Mar		0.2%	0.3%	--	
	08:30	CN	Composite PMI	Apr		--	52.7	--	
	08:30	CN	Manufacturing PMI	Apr		50.3	50.8	--	
	08:30	CN	Non-manufacturing PMI	Apr		52.2	53	--	
	08:45	CN	Caixin China PMI Mfg	Apr		--	51.1	--	
	12:00	JP	Housing Starts YoY	Mar		-7.5%	-8.2%	--	
	12:00	JP	Annualized Housing Starts	Mar		0.801m	0.795m	--	
	14:00	CH	KOF Leading Indicator	Apr		--	101.5	--	
	14:55	DE	Unemployment Change (000's)	Apr		--	4.0k	--	
	14:55	DE	Unemployment Claims Rate SA	Apr		--	5.9%	--	
	15:00	DE	GDP SA QoQ	1Q P		--	-0.3%	--	
	15:00	DE	GDP NSA YoY	1Q P		--	-0.4%	--	
	15:00	DE	GDP WDA YoY	1Q P		--	-0.2%	--	
	15:30	GB	Net Consumer Credit	Mar		--	1.4b	--	
	15:30	GB	Consumer Credit YoY	Mar		--	8.7%	--	
	16:00	EZ	CPI Estimate YoY	Apr		2.4%	2.4%	--	
	16:00	EZ	CPI MoM	Apr P		0.6%	0.8%	--	
	16:00	EZ	CPI Core YoY	Apr P		2.7%	2.9%	--	
	16:00	EZ	GDP SA QoQ	1Q A		0.2%	0.0%	--	
	16:00	EZ	GDP SA YoY	1Q A		0.2%	0.1%	--	
	18:00	GB	BOE Releases APF quarterly report						
	19:30	CA	GDP YoY	Feb		1.1%	0.9%	--	
	19:30	CA	GDP MoM	Feb		0.3%	0.6%	--	
	19:30	US	Employment Cost Index	1Q		1%	0.9%	--	
	20:00	US	FHFA House Price Index MoM	Feb		0.1%	-0.1%	--	
	20:00	US	S&P CoreLogic CS 20-City MoM SA	Feb		0.1%	0.14%	--	
	20:00	US	S&P CoreLogic CS US HPI YoY NSA	Feb		--	6.03%	--	
20:00	US	S&P CoreLogic CS 20-City YoY NSA	Feb		--	6.59%	--		
21:00	US	Conf. Board Consumer Confidence	Apr		104.1	104.7	--		
21:00	US	Conf. Board Present Situation	Apr		--	151	--		
21:00	US	Conf. Board Expectations	Apr		--	73.8	--		
21:00	US	FOMC Begins Two-Day Meeting							
Wed/01-May-24	05:45	NZ	Unemployment Rate	1Q		4.3%	4%	--	
	05:45	NZ	Employment Change QoQ	1Q		0.3%	0.4%	--	
	05:45	NZ	Employment Change YoY	1Q		1.6%	2.4%	--	
	05:45	NZ	Average Hourly Earnings QoQ	1Q		--	0.5%	--	
	All	CN	Bank Holiday (Labor Day)						
	All	HK	Bank Holiday (Labor Day)						
	06:00	AU	Judo Bank Australia PMI Mfg	Apr F		--	49.9	--	
	07:30	JP	Jibun Bank Japan PMI Mfg	Apr F		--	49.9	--	
	15:30	GB	S&P Global UK Manufacturing PMI	Apr F		--	48.7	--	
	All	DE	Bank Holiday (Labor Day)						
	All	CH	Bank Holiday (Labor Day)						
	19:15	US	ADP Employment Change	Apr		185k	184k	--	
	20:30	CA	S&P Global Canada Manufacturing PMI	Apr		--	49.8	--	
	20:45	US	S&P Global US Manufacturing PMI	Apr F		49.9	49.9	--	
	21:00	US	Construction Spending MoM	Mar		0.3%	-0.3%	--	
	21:00	US	JOLTS Job Openings	Mar		8725k	8756k	--	
	21:00	US	ISM Manufacturing	Apr		50.1	50.3	--	
21:00	US	ISM Prices Paid	Apr		--	55.8	--		
21:00	US	ISM New Orders	Apr		--	51.4	--		
21:00	US	ISM Employment	Apr		--	47.4	--		

	21:30	US	DOE U.S. Crude Oil Inventories	26-Apr		--	-6368k	--
	21:30	US	DOE Cushing OK Crude Inventory	26-Apr		--	-659k	--
	21:30	US	DOE U.S. Gasoline Inventories	26-Apr		--	-634k	--
	21:30	US	DOE U.S. Distillate Inventory	26-Apr		--	1614k	--
	21:30	US	DOE U.S. Refinery Utilization	26-Apr		--	0.4%	--
Thu/02-May-24	01:00	US	FOMC Rate Decision (Upper Bound)	1-May		5.50%	5.50%	--
	01:00	US	FOMC Rate Decision (Lower Bound)	1-May		5.25%	5.25%	--
	01:00	US	Interest on Reserve Balances Rate	2-May		--	5.40%	--
	01:00	US	FOMC Ends Two-Day Meeting					
	01:30	US	Fed Chair Powell Holds Post-Meeting Press Conference					
	All	CN	Bank Holiday (Labor Day)					
	06:50	JP	BOJ Minutes of March Meeting					
	08:30	AU	Imports MoM	Mar		--	4.8%	--
	08:30	AU	Trade Balance	Mar		A\$7400m	A\$7280m	--
	08:30	AU	Exports MoM	Mar		--	-2.2%	--
	12:00	JP	Consumer Confidence Index	Apr		39.7	39.5	--
	13:30	CH	CPI YoY	Apr		--	1%	--
	13:30	CH	CPI MoM	Apr		--	0.0%	--
	13:30	CH	CPI EU Harmonized MoM	Apr		--	-0.1%	--
	13:30	CH	CPI EU Harmonized YoY	Apr		--	1.1%	--
	13:30	CH	CPI Core YoY	Apr		--	1%	--
	13:30	CH	Retail Sales Real YoY	Mar		--	-0.2%	--
	14:30	CH	PMI Manufacturing	Apr		--	45.2	--
	14:30	CH	PMI Services	Apr		--	47.6	--
	14:55	DE	HCOB Germany Manufacturing PMI	Apr F		--	42.2	--
	15:00	EZ	HCOB Eurozone Manufacturing PMI	Apr F		--	45.6	--
	15:30	HK	GDP SA QoQ	1Q A		--	0.4%	--
	15:30	HK	GDP YoY	1Q A		--	4.3%	--
	16:00	EZ	OECD Publishes Economic Outlook					
	19:30	US	Trade Balance	Mar		-\$69.0b	-\$68.9b	--
	19:30	US	Nonfarm Productivity	1Q P		1.5%	3.2%	--
	19:30	US	Unit Labor Costs	1Q P		2%	0.4%	--
	19:30	US	Initial Jobless Claims	27-Apr		--	207k	--
	19:30	US	Continuing Claims	20-Apr		--	1781k	--
	21:00	US	Factory Orders	Mar		1.6%	1.4%	--
	21:00	US	Factory Orders Ex Trans	Mar		--	1.1%	--
	21:00	US	Durable Goods Orders	Mar F		--	2.6%	--
	21:00	US	Durables Ex Transportation	Mar F		--	0.2%	--
	21:00	US	Cap Goods Orders Nondef Ex Air	Mar F		--	0.2%	--
	21:00	US	Cap Goods Ship Nondef Ex Air	Mar F		--	0.2%	--
Fri/03-May-24	06:00	AU	Judo Bank Australia PMI Composite	Apr F		--	53.6	--
	06:00	AU	Judo Bank Australia PMI Services	Apr F		--	54.2	--
	All	CN	Bank Holiday (Labor Day)					
	All	JP	Bank Holiday (Contitution Day))					
	15:30	HK	Retail Sales Volume YoY	Mar		--	0.5%	--
	15:30	HK	Retail Sales Value YoY	Mar		--	1.9%	--
	15:30	GB	Official Reserves Changes	Apr		--	\$2310m	--
	15:30	GB	S&P Global UK Services PMI	Apr F		--	54.9	--
	15:30	GB	S&P Global UK Composite PMI	Apr F		--	54	--
	16:00	EZ	Unemployment Rate	Mar		--	6.5%	--
	19:30	US	Two-Month Payroll Net Revision	Apr		--	22k	--
	19:30	US	Change in Nonfarm Payrolls	Apr		250k	303k	--
	19:30	US	Change in Private Payrolls	Apr		200k	232k	--
	19:30	US	Change in Manufact. Payrolls	Apr		9k	0k	--
	19:30	US	Unemployment Rate	Apr		3.8%	3.8%	--
	19:30	US	Average Hourly Earnings MoM	Apr		0.3%	0.3%	--
	19:30	US	Average Hourly Earnings YoY	Apr		4%	4.1%	--
	19:30	US	Average Weekly Hours All Employees	Apr		34.4	34.4	--
	19:30	US	Labor Force Participation Rate	Apr		--	62.7%	--
	19:30	US	Underemployment Rate	Apr		--	7.3%	--
	20:30	CA	S&P Global Canada Composite PMI	Apr		--	47	--
	20:30	CA	S&P Global Canada Services PMI	Apr		--	46.4	--
	20:45	US	S&P Global US Services PMI	Apr F		50.9	50.9	--
	20:45	US	S&P Global US Composite PMI	Apr F		--	50.9	--
	21:00	US	ISM Services Index	Apr		52	51.4	--
	21:00	US	ISM Services Prices Paid	Apr		--	53.4	--
	21:00	US	ISM Services Employment	Apr		--	48.5	--
	21:00	US	ISM Services New Orders	Apr		--	54.4	--
Sat/04-May-24	00:00	US	Baker Hughes U.S. Rig Count	3-May		--	--	--
	06:45	US	Fed's Goolsbee Participates in Panel Discussion					

OIL WTI – CL-JUN/USD (Exp. 17 May 2024)



RESISTANCE	85.12	
	84.51	
	83.62	
SUPPORT	82.12	
	81.51	
	80.62	
SUGGESTION	BUY	---
	SELL	82.90
	S/L	83.65
	T/P:	82.10 81.50

DATE	OPEN	HIGH	LOW	RANGE	CLOSE	CHANGE	PREVIOUS
Apr 29	83.58	83.90	82.40	1.50	82.73	↓ 0.93	83.66

WEEKLY		APRIL		2024	
HIGH	LOW	HIGH	LOW	HIGH	LOW
83.90 (29/Apr)	82.40 (29/Apr)	87.63 (12/Apr)	80.71 (22/Apr)	87.63 (12/Apr)	69.30 (03/Jan)

GOLD (XAU/USD)



RESISTANCE	2374.79	
	2360.72	
	2347.98	
SUPPORT	2321.17	
	2307.10	
	2294.36	
SUGGESTION	BUY	2334.00
	SELL	---
	S/L	2321.00
	T/P:	2348.00 2360.00

DATE	OPEN	HIGH	LOW	RANGE	CLOSE	CHANGE	PREVIOUS
Apr 29	2334.28	2346.66	2319.85	26.81	2335.23	↓ 4.72	2339.95

WEEKLY		APRIL		2024	
HIGH	LOW	HIGH	LOW	HIGH	LOW
2346.66 (29/Apr)	2319.85 (29/Apr)	2431.35 (12/Apr)	2228.35 (01/Apr)	2431.35 (12/Apr)	1989.97 (13/Feb)

SILVER – XAG/USD



RESISTANCE	27.879	
	27.649	
	27.382	
SUPPORT	26.885	
	26.655	
	26.388	
SUGGESTION	BUY	27.10
	SELL	---
	S/L	26.90
	T/P:	27.40 27.60

DATE	OPEN	HIGH	LOW	RANGE	CLOSE	CHANGE	PREVIOUS
Apr 29	27.133	27.420	26.923	0.497	27.114	↓ 0.085	27.199

WEEKLY		APRIL		2024	
HIGH	LOW	HIGH	LOW	HIGH	LOW
27.420 (29/Apr)	26.923 (29/Apr)	29.773 (12/Apr)	24.719 (01/Apr)	29.773 (12/Apr)	21.903 (22/Jan)

EUR/USD

Interest Rate: 4.50% (EU) / 5.25% - 5.50% (US)



RESISTANCE	1.07828	
	1.07578	
	1.07392	
SUPPORT	1.06956	
	1.06706	
	1.06520	
SUGGESTION	BUY	1.0715
	SELL	---
	S/L	1.0695
	T/P:	1.0740 1.0760

DATE	OPEN	HIGH	LOW	RANGE	CLOSE	CHANGE	PREVIOUS
Apr 29	1.07002	1.07329	1.06893	43,6	1.07206	↑ 22,0	1.06986

WEEKLY		APRIL		2024	
HIGH	LOW	HIGH	LOW	LOW	HIGH
1.07329 (29/Apr)	1.06893 (29/Apr)	1.08842 (09/Apr)	1.06003 (16/Apr)	1.10438 (02/Jan)	1.06003 (16/Apr)

All price & chart based on Valbury MT4 Platform

USDJPY

Interest Rate: 5.25% - 5.50% (US) / 0.00% (JP)



RESISTANCE	165.155	
	162.674	
	159.460	
SUPPORT	153.765	
	151.284	
	148.070	
SUGGESTION	BUY	---
	SELL	156.60
	S/L	159.45
	T/P:	153.75 151.30

DATE	OPEN	HIGH	LOW	RANGE	CLOSE	CHANGE	PREVIOUS
Apr 29	158.239	160.194	154.499	569,5	156.245	↓ 162,7	157.872

WEEKLY		APRIL		2024	
HIGH	LOW	HIGH	LOW	HIGH	LOW
160.194 (29/Apr)	154.499 (29/Apr)	160.194 (29/Apr)	150.802 (05/Apr)	160.194 (29/Apr)	140.806 (02/Jan)

GBP/USD

Interest Rate: 5.25% (GB) / 5.25% - 5.50% (US)



RESISTANCE	1.26567	
	1.26125	
	1.25866	
SUPPORT	1.25165	
	1.24723	
	1.24464	
SUGGESTION	BUY	1.2550
	SELL	---
	S/L	1.2515
	T/P:	1.2585 1.2610

DATE	OPEN	HIGH	LOW	RANGE	CLOSE	CHANGE	PREVIOUS
Apr 29	1.24993	1.25684	1.24983	70,1	1.25607	↑ 64,1	1.24966

WEEKLY		APRIL		2024	
HIGH	LOW	HIGH	LOW	HIGH	LOW
1.25684 (29/Apr)	1.24983 (29/Apr)	1.27083 (09/Apr)	1.22985 (22/Apr)	1.28926 (08/Mar)	1.22985 (22/Apr)

All price & chart based on Valbury MT4 Platform

USD/CHF

Interest Rate: 5.25% - 5.50% (US) / 1.50% (CH)



DATE	OPEN	HIGH	LOW	RANGE	CLOSE	CHANGE	PREVIOUS
Apr 29	0.91378	0.91524	0.90873	65,1	0.90998	↓ 37,5	0.91373

WEEKLY		APRIL		2024	
HIGH	LOW	HIGH	LOW	HIGH	LOW
0.91524 (29/Apr)	0.90873 (29/Apr)	0.91558 (25/Apr)	0.89968 (05/Apr)	0.91558 (25/Apr)	0.84012 (02/Jan)

AUD/USD

Interest Rate: 4.35% (AU) / 5.25% - 5.50% (US)



DATE	OPEN	HIGH	LOW	RANGE	CLOSE	CHANGE	PREVIOUS
Apr 29	0.65354	0.65858	0.65346	51,2	0.65658	↑ 33,3	0.65325

WEEKLY		APRIL		2024	
HIGH	LOW	HIGH	LOW	HIGH	LOW
0.65858 (29/Apr)	0.65346 (29/Apr)	0.66442 (09/Apr)	0.63612 (19/Apr)	0.68381 (02/Jan)	0.63612 (19/Apr)

All price & chart based on Valbury MT4 Platform

NZD/USD

Interest Rate: 5.50% (NZ) / 5.25% - 5.50% (US)



RESISTANCE	0.60353	
	0.60095	
	0.59927	
SUPPORT	0.59501	
	0.59243	
	0.59075	
SUGGESTION	BUY	0.5970
	SELL	---
	S/L	0.5950
	T/P:	0.5990 0.6010

DATE	OPEN	HIGH	LOW	RANGE	CLOSE	CHANGE	PREVIOUS
Apr 29	0.59423	0.59836	0.59410	42,6	0.59760	↑ 34,8	0.59412

WEEKLY		APRIL		2024	
HIGH	LOW	HIGH	LOW	HIGH	LOW
0.59836 (29/Apr)	0.59410 (29/Apr)	0.60819 (10/Apr)	0.58512 (19/Apr)	0.63216 (02/Jan)	0.58512 (19/Apr)

USD/CAD

Interest Rate: 5.25% - 5.50% (US) / 5.00% (CA)



RESISTANCE	1.37253	
	1.37006	
	1.36804	
SUPPORT	1.36355	
	1.36108	
	1.35906	
SUGGESTION	BUY	1.3655
	SELL	---
	S/L	1.3635
	T/P:	1.3680 1.3700

DATE	OPEN	HIGH	LOW	RANGE	CLOSE	CHANGE	PREVIOUS
Apr 29	1.36622	1.36758	1.36309	44,9	1.36603	↓ 4,8	1.36651

WEEKLY		APRIL		2024	
HIGH	LOW	HIGH	LOW	HIGH	LOW
1.36758 (29/Apr)	1.36309 (29/Apr)	1.38450 (16/Apr)	1.34769 (04/Apr)	1.38450 (16/Apr)	1.32277 (02/Jan)

All price & chart based on Valbury MT4 Platform

EURJPY

Interest Rate: 4.50% (EU) / 0.00% (JP)

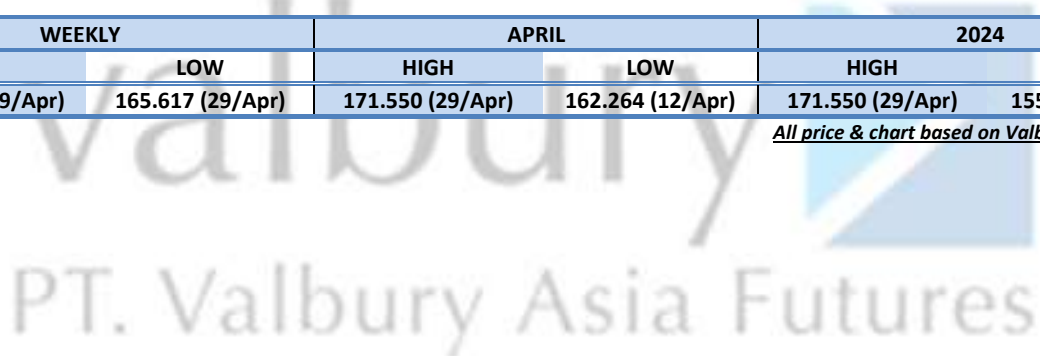


RESISTANCE	176.709	
	174.129	
	170.776	
SUPPORT	164.843	
	162.263	
	158.910	
SUGGESTION	BUY	---
	SELL	167.80
	S/L	170.75
	T/P:	164.85 162.25

DATE	OPEN	HIGH	LOW	RANGE	CLOSE	CHANGE	PREVIOUS
Apr 29	169.320	171.550	165.617	593,3	167.422	↓ 148,3	168.905

WEEKLY		APRIL		2024	
HIGH	LOW	HIGH	LOW	HIGH	LOW
171.550 (29/Apr)	165.617 (29/Apr)	171.550 (29/Apr)	162.264 (12/Apr)	171.550 (29/Apr)	155.060 (02/Jan)

All price & chart based on Valbury MT4 Platform



Disclaimer

All contents of this report have been prepared by the Research Dept. of Valbury Asia Futures and are provided solely for informational purpose. We have taken reasonable measures to ensure the accuracy of the report, however, do not guarantee its accuracy and will not accept liability for any consequential loss or damage which may arise directly or indirectly from any use of the report.

Published by RESEARCH DEPARTMENT – PT VALBURY ASIA FUTURES
Menara Karya 9th Floor, Jl. HR Rasuna Said Blok X-5 Kav. 1-2 Jakarta 12950 Indonesia
Phone : +6221-25533777, Email: research@valbury.com