








Daily Outlook

GLOBAL MARKETS & ECONOMIES | WEEKLY ECONOMIC INDICATORS | CURRENCIES | PRECIOUS METAL | OIL |

“Yen Jepang jatuh ke level terendah dalam 34 tahun; Dolar AS menguat setelah data inflasi”

Counter	News	Trend	Support	Resistance
 CLc1 (WTI)	OIL – Harga minyak ditutup lebih tinggi pada hari Jumat, setelah meningkatnya ketegangan di Timur Tengah, namun penguatan dolar dan data inflasi AS menghancurkan harapan bahwa Federal Reserve akan segera menurunkan suku bunga, sehingga memberikan harga tertinggi. Resistance 84.28, support 83.19	↓	83.19	84.28
 XAUUSD	XAUUSD – Emas menutup perdagangan akhir minggu dengan penguatan dalam lima minggu berturut-turutnya pada hari Jumat, namun pergerakan bullish logam kuning ini sepertinya belum berakhir karena dorongan termasuk permintaan bank sentral memiliki lebih banyak ruang untuk bergerak seiring gelombang keluar dari dana yang diperdagangkan di bursa emas mulai berbalik. Resistance 2352.86, support 2326.60	↑	2326.60	2352.86
 EURUSD	EURUSD – Harga turun setelah USD ditutup menguat terhadap Yen Jepang ke level tertinggi baru dalam 34 tahun, didukung oleh data inflasi AS yang tidak menunjukkan tanda-tanda pelonggaran, sejalan dengan perkiraan dan menegaskan ekspektasi bahwa Federal Reserve kemungkinan akan menunda pemotongan suku bunga nanti. tahun ini. Resistance utama di 1.0742, support di 1.0663	↓	1.0663	1.0742
 USDJPY	USDJPY – Dolar menguat ke level tertinggi baru dalam 34 tahun terhadap yen pada hari Jumat, didukung oleh data inflasi AS yang tidak menunjukkan tanda-tanda pelonggaran, serta setelah BOJ mempertahankan target suku bunga jangka pendeknya sebesar 0-0,1% pada hari Jumat dan melakukan sedikit penyesuaian kenaikan pada perkiraan inflasinya. Resistance 158.85, support 155.92	↑	155.92	158.85
 GBPUSD	GBPUSD – Harga turun setelah USD ditutup menguat terhadap Yen Jepang ke level tertinggi baru dalam 34 tahun, didukung oleh data inflasi AS yang tidak menunjukkan tanda-tanda pelonggaran, sejalan dengan perkiraan dan menegaskan ekspektasi bahwa Federal Reserve kemungkinan akan menunda pemotongan suku bunga nanti. tahun ini.. Resistance utama 1.2541, support 1.2449	↓	1.2449	1.2541
 USDCHF	USDCHF – Harga naik setelah USD ditutup menguat terhadap Yen Jepang ke level tertinggi baru dalam 34 tahun, didukung oleh data inflasi AS yang tidak menunjukkan tanda-tanda pelonggaran, sejalan dengan perkiraan dan menegaskan ekspektasi bahwa Federal Reserve kemungkinan akan menunda pemotongan suku bunga nanti. tahun ini.. Resistance utama 0.9159, support 0.9105	↑	0.9105	0.9159
 AUDUSD	AUDUSD – Harga turun setelah USD ditutup menguat terhadap Yen Jepang ke level tertinggi baru dalam 34 tahun, didukung oleh data inflasi AS yang tidak menunjukkan tanda-tanda pelonggaran, sejalan dengan perkiraan dan menegaskan ekspektasi bahwa Federal Reserve kemungkinan akan menunda pemotongan suku bunga nanti. tahun ini. Resistance 0.6551, support 0.6514	↑	0.6514	0.6551

ECONOMIC INDICATORS

DATE	WIB	CT Y	INDICATORS	PER	ACTUAL	FORECAST	PREV.	REV.
Mon/22-Apr-24	16:05	GB	BOE's Benjamin speaks					
	19:30	CA	Industrial Product Price MoM	Mar	0.8%	0.8%	0.7%	1.1%
	21:00	EZ	Consumer Confidence	Apr P	-14.7	-14	-14.9	--
	22:30	EZ	ECB's Villeroy speaks in Paris					
Tue/23-Apr-24	06:00	AU	Judo Bank Australia PMI Composite	Apr P	53.6	--	53.3	--
	06:00	AU	Judo Bank Australia PMI Mfg	Apr P	49.9	--	47.3	--
	06:00	AU	Judo Bank Australia PMI Services	Apr P	54.2	--	54.4	--
	07:30	JP	Jibun Bank Japan PMI Composite	Apr P	52.6	--	51.7	--
	07:30	JP	Jibun Bank Japan PMI Mfg	Apr P	49.9	48	48.2	--
	07:30	JP	Jibun Bank Japan PMI Services	Apr P	54.6	--	54.1	--
	14:30	DE	HCOB Germany Manufacturing PMI	Apr P	42.2	42.8	41.9	--
	14:30	DE	HCOB Germany Services PMI	Apr P	53.3	50.6	50.1	--
	14:30	DE	HCOB Germany Composite PMI	Apr P	50.5	48.6	47.7	--
	15:00	EZ	HCOB Eurozone Manufacturing PMI	Apr P	45.6	46.5	46.1	--
	15:00	EZ	HCOB Eurozone Services PMI	Apr P	52.9	51.8	51.5	--
	15:00	EZ	HCOB Eurozone Composite PMI	Apr P	51.4	50.8	50.3	--
	15:00	GB	BOE's Haskel speaks					
	15:30	HK	CPI Composite YoY	Mar	2%	--	2.1%	--
	15:30	GB	S&P Global UK Manufacturing PMI	Apr P	48.7	50.3	50.3	--
	15:30	GB	S&P Global UK Services PMI	Apr P	54.9	53	53.1	--
	15:30	GB	S&P Global UK Composite PMI	Apr P	54	--	52.8	--
	18:15	GB	BOE's Huw Pill speaks					
	19:30	EZ	ECB's Nagel Speaks in Berlin					
	19:30	US	Philadelphia Fed Non-Manufacturing Activity	Apr		--	-18.3	--
	20:45	US	S&P Global US Manufacturing PMI	Apr P	49.9	52	51.9	--
	20:45	US	S&P Global US Services PMI	Apr P	50.9	52	51.7	--
	20:45	US	S&P Global US Composite PMI	Apr P	50.9	--	52.1	--
	21:00	US	Revisions: Retail Sales					
	21:00	US	New Home Sales	Mar	693k	668k	637k	--
	21:00	US	New Home Sales MoM	Mar	8.8%	1.2%	-5.1%	--
	Wed/24-Apr-24	05:45	NZ	Exports NZD	Mar	NZ\$5.5b	--	NZ\$5.89b
05:45		NZ	Trade Balance NZD	Mar	NZ\$588m	NZ\$-505m	NZ\$-218m	NZ\$-315m
05:45		NZ	Trade Balance 12 Mth YTD NZD	Mar	9870m	--	11991m	12060m
05:45		NZ	Imports NZD	Mar	NZ\$5.91b	--	NZ\$6.11b	NZ\$6.1b
06:50		JP	PPI Services YoY	Mar	2.3%	2.1%	2.1%	2.2%
08:30		AU	CPI YoY	Mar	3.6%	3.4%	4.1%	--
08:30		AU	CPI Weighted Median YoY	1Q	4.4%	4.1%	4.4%	--
08:30		AU	CPI Weighted Median QoQ	1Q	1.1%	0.9%	0.9%	--
08:30		AU	CPI Trimmed Mean QoQ	1Q	1%	0.8%	0.8%	--
08:30		AU	CPI QoQ	1Q	1%	0.8%	0.6%	--
08:30		AU	CPI Trimmed Mean YoY	1Q	4%	3.8%	4.2%	--
08:30		AU	CPI YoY	1Q	3.6%	3.4%	4.1%	--
14:00		EZ	Bundesbank Chief Nagel Speaks on Central Bank Money					
14:35		EZ	ECB's Cipollone Speaks in Frankfurt					
15:00		DE	IFO Business Climate	Apr	89.4	88.9	87.9	--
15:00		DE	IFO Current Assessment	Apr	88.9	88.7	88.1	--
15:00		DE	IFO Expectations	Apr	89.9	88.9	87.7	--
15:00		CH	UBS Survey Expectations	Apr	17.6	--	11.5	--
19:30		CA	Retail Sales MoM	Feb	-0.1%	0.1%	-0.3%	--
19:30		CA	Retail Sales Ex Auto MoM	Feb	-0.3%	0.0%	0.5%	0.4%
19:30		US	Durable Goods Orders	Mar P	2.6%	2.5%	1.3%	0.7%
19:30		US	Durables Ex Transportation	Mar P	0.2%	0.3%	0.3%	0.1%
19:30		US	Cap Goods Orders Nondef Ex Air	Mar P	0.2%	0.2%	0.4%	--
19:30		US	Cap Goods Ship Nondef Ex Air	Mar P	--	--	-0.6%	--
21:30		US	DOE U.S. Crude Oil Inventories	19-Apr	-6368k	1600k	2735k	--
21:30		US	DOE Cushing OK Crude Inventory	19-Apr	-659k	--	33k	--
21:30		US	DOE U.S. Gasoline Inventories	19-Apr	-634k	-1400k	-1154k	--
21:30	US	DOE U.S. Distillate Inventory	19-Apr	1614k	-900k	-2760k	--	
21:30	US	DOE U.S. Refinery Utilization	19-Apr	0.4%	0.6%	-0.2%	--	
Thu/25-Apr-24	00:30	CA	Bank of Canada Releases Summary of Deliberations					
	ALL	NZ	Bank Holiday (ANZAC Day)					
	ALL	AU	Bank Holiday (ANZAC Day)					
	12:00	JP	Leading Index Cl	Feb F	111.8	111.8	109.5	--
	12:00	JP	Coincident Index	Feb F	111.6	--	110.9	112.3

	13:00	DE	GfK Consumer Confidence	May	-24.2	-25.9	-27.3	--
	14:00	EZ	ECB's Schnabel Speaks in Frankfurt					
	15:00	EZ	ECB Publishes Economic Bulletin					
	15:20	EZ	ECB's Vujcic Speaks					
	15:30	HK	Exports YoY	Mar	4.7%	--	-0.8%	--
	15:30	HK	Imports YoY	Mar	5.3%	--	-1.8%	--
	15:30	HK	Trade Balance HKD	Mar	H\$-45b	--	H\$-41.7b	--
	19:30	CA	Payroll Employment Change - SEPH	Feb		--	39.8k	--
	19:30	US	GDP Annualized QoQ	1Q A	1.6%	2.5%	3.4%	--
	19:30	US	Personal Consumption	1Q A		--	3.3%	--
	19:30	US	GDP Price Index	1Q A	3.1%	3.0%	1.7%	--
	19:30	US	Core PCE Price Index QoQ	1Q A	3.7%	3.4%	2.0%	--
	19:30	US	Advance Goods Trade Balance	Mar	\$-91.83b	\$-91.2b	\$-91.8b	\$-91.84b
	19:30	US	Retail Inventories MoM	Mar	-0.1%	--	0.5%	0.3%
	19:30	US	Wholesale Inventories MoM	Mar P	-0.4%	0.2%	0.5%	0.4%
	19:30	US	Initial Jobless Claims	20-Apr	207k	214k	212k	--
	19:30	US	Continuing Claims	13-Apr	1781k	1814k	1812k	1796k
	21:00	US	Pending Home Sales MoM	Mar	3.4%	0.3%	1.6%	--
	21:00	US	Pending Home Sales NSA YoY	Mar	0.1%	--	-7%	--
	22:15	EZ	Bundesbank Chief Nagel Speaks About Climate Change					
Fri/26-Apr-24	N/A	JP	BOJ GDP Current Forecast	2Q		--	1.2%	--
	N/A	JP	BOJ GDP Current Forecast +1	2Q		--	1.0%	--
	N/A	JP	BOJ GDP Current Forecast +2	2Q		--	--	--
	N/A	JP	BOJ CPI Current Forecast	2Q		--	2.4%	--
	N/A	JP	BOJ CPI Current Forecast +1	2Q		--	1.8%	--
	N/A	JP	BOJ CPI Current Forecast +2	2Q		--	--	--
	N/A	JP	BOJ Core CPI Ex-Energy Current	2Q		--	--	--
	N/A	JP	BOJ Core CPI Ex-Energy Current Forecast +1	2Q		--	--	--
	N/A	JP	BOJ Core CPI Ex-Energy Current Forecast +2	2Q		--	--	--
	00:30	EZ	ECB's Panetta Speaks in Frankfurt					
	05:00	NZ	ANZ Consumer Confidence MoM	Apr		--	-8.6%	--
	05:00	NZ	ANZ Consumer Confidence Index	Apr	82.1	--	86.4	--
	06:01	GB	GfK Consumer Confidence	Apr	-19	-20	-21	--
	06:30	JP	Tokyo CPI YoY	Apr	1.8%	2.6%	2.6%	--
	06:30	JP	Tokyo CPI Ex-Fresh Food YoY	Apr	1.6%	2.2%	2.4%	--
	06:30	JP	Tokyo CPI Ex-Fresh Food, Energy YoY	Apr	1.4%	2.7%	2.9%	--
	08:30	AU	PPI YoY	1Q	4.3%	--	4.1%	--
	08:30	AU	PPI QoQ	1Q	0.9%	--	0.9%	--
	08:30	AU	Import Price Index QoQ	1Q	-1.8%	0.1%	1.1%	--
	08:30	AU	Export Price Index QoQ	1Q	-2.1%	-0.6%	5.6%	--
	10:00	JP	BOJ Target Rate (Upper Bound)	26-Apr	0.1%	--	0.1%	--
	10:00	JP	BOJ Target Rate (Lower Bound)	26-Apr	0.0%	--	0.0%	--
	15:00	EZ	ECB 1 Year CPI Expectations	Mar	3%	--	3.1%	--
	15:00	EZ	ECB 3 Year CPI Expectations	Mar		--	2.5%	--
	16:00	EZ	ECB's Centeno Participates in Panel in Frankfurt					
	18:00	CA	CFIB Business Barometer	Apr	47.5		52.9	--
	19:30	US	Personal Income	Mar	0.5%	0.5%	0.3%	--
	19:30	US	Personal Spending	Mar	0.8%	0.6%	0.8%	--
	19:30	US	Real Personal Spending	Mar	0.5%	--	0.4%	0.5%
	19:30	US	PCE Deflator MoM	Mar	0.3%	0.3%	0.3%	--
	19:30	US	PCE Deflator YoY	Mar	0.3%	0.3%	0.3%	--
	19:30	US	PCE Core Deflator MoM	Mar	2.8%	2.6%	2.8%	--
	19:30	US	PCE Core Deflator YoY	Mar	2.7%	2.6%	2.5%	--
	21:00	US	U. of Mich. Sentiment	Apr F	77.2	77.8	79.4	--
	21:00	US	U. of Mich. Current Conditions	Apr F	79	79.3	82.5	--
	21:00	US	U. of Mich. Expectations	Apr F	76	77	77.4	--
	21:00	US	U. of Mich. 1 Yr Inflation	Apr F	3.2%	3.1%	2.9%	--
	21:00	US	U. of Mich. 5-10 Yr Inflation	Apr F	3%	3%	2.8%	--
Sat/27-Apr-24	00:00	US	Baker Hughes U.S. Rig Count	26-Apr	613	--	619	--

DATE	WIB	CT Y	INDICATORS	PER	ACTUAL	FORECAST	PREV.	REV.
Mon/29-Apr-24	ALL	JP	Bank Holiday (Showa Day)					
	16:00	EZ	Consumer Confidence	Apr F		--	-14.7	--
	16:00	EZ	Services Confidence	Apr		--	6.3	--
	16:00	EZ	Industrial Confidence	Apr		--	-8.8	--
	16:00	EZ	Economic Confidence	Apr		--	96.3	--
	19:00	DE	CPI YoY	Apr P		2.3%	2.2%	--
	19:00	DE	CPI MoM	Apr P		0.6%	0.4%	--
	19:00	DE	CPI EU Harmonized MoM	Apr P		0.6%	0.6%	--

	19:00	DE	CPI EU Harmonized YoY	Apr P		2.4%	2.3%	--
Tue/30-Apr-24	06:30	JP	Jobless Rate	Mar		2.5%	2.6%	--
	06:50	JP	Retail Sales YoY	Mar		2.5%	4.6%	4.7%
	06:50	JP	Retail Sales MoM	Mar		-0.2%	1.5%	1.7%
	06:50	JP	Industrial Production MoM	Mar P		3.5%	-0.6%	--
	06:50	JP	Industrial Production YoY	Mar P		-6.2%	-3.9%	--
	08:00	NZ	ANZ Business Confidence	Apr		--	22.9	--
	08:30	AU	Retail Sales MoM	Mar		0.2%	0.3%	--
	08:30	CN	Composite PMI	Apr		--	52.7	--
	08:30	CN	Manufacturing PMI	Apr		50.3	50.8	--
	08:30	CN	Non-manufacturing PMI	Apr		52.2	53	--
	08:45	CN	Caixin China PMI Mfg	Apr		--	51.1	--
	12:00	JP	Housing Starts YoY	Mar		-7.5%	-8.2%	--
	12:00	JP	Annualized Housing Starts	Mar		0.801m	0.795m	--
	14:00	CH	KOF Leading Indicator	Apr		--	101.5	--
	14:55	DE	Unemployment Change (000's)	Apr		--	4.0k	--
	14:55	DE	Unemployment Claims Rate SA	Apr		--	5.9%	--
	15:00	DE	GDP SA QoQ	1Q P		--	-0.3%	--
	15:00	DE	GDP NSA YoY	1Q P		--	-0.4%	--
	15:00	DE	GDP WDA YoY	1Q P		--	-0.2%	--
	15:30	GB	Net Consumer Credit	Mar		--	1.4b	--
	15:30	GB	Consumer Credit YoY	Mar		--	8.7%	--
	16:00	EZ	CPI Estimate YoY	Apr		2.4%	2.4%	--
	16:00	EZ	CPI MoM	Apr P		0.6%	0.8%	--
	16:00	EZ	CPI Core YoY	Apr P		2.7%	2.9%	--
	16:00	EZ	GDP SA QoQ	1Q A		0.2%	0.0%	--
	16:00	EZ	GDP SA YoY	1Q A		0.2%	0.1%	--
	18:00	GB	BOE Releases APF quarterly report					
	19:30	CA	GDP YoY	Feb		1.1%	0.9%	--
	19:30	CA	GDP MoM	Feb		0.3%	0.6%	--
	19:30	US	Employment Cost Index	1Q		1%	0.9%	--
	20:00	US	FHFA House Price Index MoM	Feb		0.1%	-0.1%	--
	20:00	US	S&P CoreLogic CS 20-City MoM SA	Feb		0.1%	0.14%	--
	20:00	US	S&P CoreLogic CS US HPI YoY NSA	Feb		--	6.03%	--
	20:00	US	S&P CoreLogic CS 20-City YoY NSA	Feb		--	6.59%	--
	21:00	US	Conf. Board Consumer Confidence	Apr		104.1	104.7	--
	21:00	US	Conf. Board Present Situation	Apr		--	151	--
	21:00	US	Conf. Board Expectations	Apr		--	73.8	--
	21:00	US	FOMC Begins Two-Day Meeting					
Wed/01-May-24	05:45	NZ	Unemployment Rate	1Q		4.3%	4%	--
	05:45	NZ	Employment Change QoQ	1Q		0.3%	0.4%	--
	05:45	NZ	Employment Change YoY	1Q		1.6%	2.4%	--
	05:45	NZ	Average Hourly Earnings QoQ	1Q		--	0.5%	--
	All	CN	Bank Holiday (Labor Day)					
	All	HK	Bank Holiday (Labor Day)					
	06:00	AU	Judo Bank Australia PMI Mfg	Apr F		--	49.9	--
	07:30	JP	Jibun Bank Japan PMI Mfg	Apr F		--	49.9	--
	15:30	GB	S&P Global UK Manufacturing PMI	Apr F		--	48.7	--
	All	DE	Bank Holiday (Labor Day)					
	All	CH	Bank Holiday (Labor Day)					
	19:15	US	ADP Employment Change	Apr		185k	184k	--
	20:30	CA	S&P Global Canada Manufacturing PMI	Apr		--	49.8	--
	20:45	US	S&P Global US Manufacturing PMI	Apr F		49.9	49.9	--
	21:00	US	Construction Spending MoM	Mar		0.3%	-0.3%	--
	21:00	US	JOLTS Job Openings	Mar		8725k	8756k	--
	21:00	US	ISM Manufacturing	Apr		50.1	50.3	--
	21:00	US	ISM Prices Paid	Apr		--	55.8	--
	21:00	US	ISM New Orders	Apr		--	51.4	--
	21:00	US	ISM Employment	Apr		--	47.4	--
	21:30	US	DOE U.S. Crude Oil Inventories	26-Apr		--	-6368k	--
21:30	US	DOE Cushing OK Crude Inventory	26-Apr		--	-659k	--	
21:30	US	DOE U.S. Gasoline Inventories	26-Apr		--	-634k	--	
21:30	US	DOE U.S. Distillate Inventory	26-Apr		--	1614k	--	
21:30	US	DOE U.S. Refinery Utilization	26-Apr		--	0.4%	--	
Thu/02-May-24	01:00	US	FOMC Rate Decision (Upper Bound)	1-May		5.50%	5.50%	--
	01:00	US	FOMC Rate Decision (Lower Bound)	1-May		5.25%	5.25%	--
	01:00	US	Interest on Reserve Balances Rate	2-May		--	5.40%	--
	01:00	US	FOMC Ends Two-Day Meeting					
	01:30	US	Fed Chair Powell Holds Post-Meeting Press Conference					
	All	CN	Bank Holiday (Labor Day)					
	06:50	JP	BOJ Minutes of March Meeting					
08:30	AU	Imports MoM	Mar		--	4.8%	--	

	08:30	AU	Trade Balance	Mar		A\$7400m	A\$7280m	--
	08:30	AU	Exports MoM	Mar		--	-2.2%	--
	12:00	JP	Consumer Confidence Index	Apr		39.7	39.5	--
	13:30	CH	CPI YoY	Apr		--	1%	--
	13:30	CH	CPI MoM	Apr		--	0.0%	--
	13:30	CH	CPI EU Harmonized MoM	Apr		--	-0.1%	--
	13:30	CH	CPI EU Harmonized YoY	Apr		--	1.1%	--
	13:30	CH	CPI Core YoY	Apr		--	1%	--
	13:30	CH	Retail Sales Real YoY	Mar		--	-0.2%	--
	14:30	CH	PMI Manufacturing	Apr		--	45.2	--
	14:30	CH	PMI Services	Apr		--	47.6	--
	14:55	DE	HCOB Germany Manufacturing PMI	Apr F		--	42.2	--
	15:00	EZ	HCOB Eurozone Manufacturing PMI	Apr F		--	45.6	--
	15:30	HK	GDP SA QoQ	1Q A		--	0.4%	--
	15:30	HK	GDP YoY	1Q A		--	4.3%	--
	16:00	EZ	OECD Publishes Economic Outlook					
	19:30	US	Trade Balance	Mar		-\$69.0b	-\$68.9b	--
	19:30	US	Nonfarm Productivity	1Q P		1.5%	3.2%	--
	19:30	US	Unit Labor Costs	1Q P		2%	0.4%	--
	19:30	US	Initial Jobless Claims	27-Apr		--	207k	--
	19:30	US	Continuing Claims	20-Apr		--	1781k	--
	21:00	US	Factory Orders	Mar		1.6%	1.4%	--
	21:00	US	Factory Orders Ex Trans	Mar		--	1.1%	--
	21:00	US	Durable Goods Orders	Mar F		--	2.6%	--
	21:00	US	Durables Ex Transportation	Mar F		--	0.2%	--
	21:00	US	Cap Goods Orders Nondef Ex Air	Mar F		--	0.2%	--
	21:00	US	Cap Goods Ship Nondef Ex Air	Mar F		--	0.2%	--
Fri/03-May-24	06:00	AU	Judo Bank Australia PMI Composite	Apr F		--	53.6	--
	06:00	AU	Judo Bank Australia PMI Services	Apr F		--	54.2	--
	All	CN	Bank Holiday (Labor Day)					
	All	JP	Bank Holiday (Contitution Day))					
	15:30	HK	Retail Sales Volume YoY	Mar		--	0.5%	--
	15:30	HK	Retail Sales Value YoY	Mar		--	1.9%	--
	15:30	GB	Official Reserves Changes	Apr		--	\$2310m	--
	15:30	GB	S&P Global UK Services PMI	Apr F		--	54.9	--
	15:30	GB	S&P Global UK Composite PMI	Apr F		--	54	--
	16:00	EZ	Unemployment Rate	Mar		--	6.5%	--
	19:30	US	Two-Month Payroll Net Revision	Apr		--	22k	--
	19:30	US	Change in Nonfarm Payrolls	Apr		250k	303k	--
	19:30	US	Change in Private Payrolls	Apr		200k	232k	--
	19:30	US	Change in Manufact. Payrolls	Apr		9k	0k	--
	19:30	US	Unemployment Rate	Apr		3.8%	3.8%	--
	19:30	US	Average Hourly Earnings MoM	Apr		0.3%	0.3%	--
	19:30	US	Average Hourly Earnings YoY	Apr		4%	4.1%	--
	19:30	US	Average Weekly Hours All Employees	Apr		34.4	34.4	--
	19:30	US	Labor Force Participation Rate	Apr		--	62.7%	--
	19:30	US	Underemployment Rate	Apr		--	7.3%	--
	20:30	CA	S&P Global Canada Composite PMI	Apr		--	47	--
	20:30	CA	S&P Global Canada Services PMI	Apr		--	46.4	--
	20:45	US	S&P Global US Services PMI	Apr F		50.9	50.9	--
	20:45	US	S&P Global US Composite PMI	Apr F		--	50.9	--
	21:00	US	ISM Services Index	Apr		52	51.4	--
	21:00	US	ISM Services Prices Paid	Apr		--	53.4	--
	21:00	US	ISM Services Employment	Apr		--	48.5	--
	21:00	US	ISM Services New Orders	Apr		--	54.4	--
Sat/04-May-24	00:00	US	Baker Hughes U.S. Rig Count	3-May		--	--	--
	06:45	US	Fed's Goolsbee Participates in Panel Discussion					

OIL WTI – CL-JUN/USD
(Exp. 17 May 2024)



RESISTANCE	85.37	
	84.91	
	84.28	
SUPPORT	83.19	
	82.73	
	82.10	
SUGGESTION	BUY	---
	SELL	83.95
	S/L	84.40
	T/P:	83.15 82.65

DATE	OPEN	HIGH	LOW	RANGE	CLOSE	CHANGE	PREVIOUS
Apr 26	83.80	84.44	83.35	1.09	83.66	↓ 0.11	83.77

WEEKLY		APRIL		2024	
HIGH	LOW	HIGH	LOW	HIGH	LOW
84.44 (26/Apr)	80.71 (22/Apr)	87.63 (12/Apr)	80.71 (22/Apr)	87.63 (12/Apr)	69.30 (03/Jan)

GOLD (XAU/USD)



RESISTANCE	2379.12	
	2365.77	
	2352.86	
SUPPORT	2326.60	
	2313.25	
	2300.34	
SUGGESTION	BUY	2335.00
	SELL	---
	S/L	2325.00
	T/P:	2360.00 2370.00

DATE	OPEN	HIGH	LOW	RANGE	CLOSE	CHANGE	PREVIOUS
Apr 26	2332.07	2352.42	2326.16	26.26	2339.95	↑ 7.61	2332.34

WEEKLY		APRIL		2024	
HIGH	LOW	HIGH	LOW	HIGH	LOW
2387.70 (22/Apr)	2291.28 (23/Apr)	2431.35 (12/Apr)	2228.35 (01/Apr)	2431.35 (12/Apr)	1989.97 (13/Feb)

SILVER – XAG/USD



RESISTANCE	28.235	
	27.976	
	27.587	
SUPPORT	26.939	
	26.680	
	26.291	
SUGGESTION	BUY	27.10
	SELL	---
	S/L	26.85
	T/P:	27.55 27.75

DATE	OPEN	HIGH	LOW	RANGE	CLOSE	CHANGE	PREVIOUS
Apr 26	27.409	27.716	27.068	0.648	27.199	↓ 0.220	27.419

WEEKLY		APRIL		2024	
HIGH	LOW	HIGH	LOW	HIGH	LOW
28.586 (22/Apr)	26.647 (23/Apr)	29.773 (12/Apr)	24.719 (01/Apr)	29.773 (12/Apr)	21.903 (22/Jan)

EUR/USD

Interest Rate: 4.50% (EU) / 5.25% - 5.50% (US)



RESISTANCE	1.08216	
	1.07868	
	1.07427	
SUPPORT	1.06638	
	1.06290	
	1.05849	
SUGGESTION	BUY	---
	SELL	1.0705
	S/L	1.0740
	T/P:	1.0645 1.0620

DATE	OPEN	HIGH	LOW	RANGE	CLOSE	CHANGE	PREVIOUS
Apr 26	1.07291	1.07520	1.06731	78,9	1.06986	↓ 30,4	1.07290

WEEKLY		APRIL		2024	
HIGH	LOW	HIGH	LOW	LOW	HIGH
1.07520 (26/Apr)	1.06232 (22/Apr)	1.08842 (09/Apr)	1.06003 (16/Apr)	1.10438 (02/Jan)	1.06003 (16/Apr)

All price & chart based on Valbury MT4 Platform

USDJPY

Interest Rate: 5.25% - 5.50% (US) / 0.00% (JP)



DATE	OPEN	HIGH	LOW	RANGE	CLOSE	CHANGE	PREVIOUS
Apr 26	155.566	157.886	154.952	293,4	157.872	↑ 230,7	155.565

WEEKLY		APRIL		2024	
HIGH	LOW	HIGH	LOW	HIGH	LOW
157.886 (26/Apr)	154.532 (22/Apr)	157.886 (26/Apr)	150.802 (05/Apr)	157.886 (26/Apr)	140.806 (02/Jan)

GBP/USD

Interest Rate: 5.25% (GB) / 5.25% - 5.50% (US)



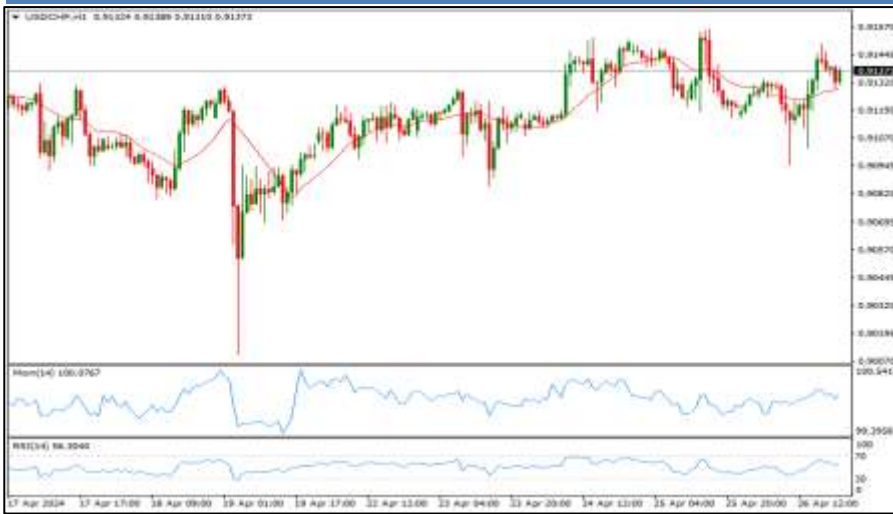
DATE	OPEN	HIGH	LOW	RANGE	CLOSE	CHANGE	PREVIOUS
Apr 26	1.25121	1.25402	1.24480	92,2	1.24966	↓ 15,5	1.25121

WEEKLY		APRIL		2024	
HIGH	LOW	HIGH	LOW	HIGH	LOW
1.25402 (26/Apr)	1.22985 (22/Apr)	1.27083 (09/Apr)	1.22985 (22/Apr)	1.28926 (08/Mar)	1.22985 (22/Apr)

All price & chart based on Valbury MT4 Platform

USD/CHF

Interest Rate: 5.25% - 5.50% (US) / 1.50% (CH)



RESISTANCE	0.92136	
	0.91814	
	0.91594	
SUPPORT	0.91052	
	0.90730	
	0.90510	
SUGGESTION	BUY	0.9130
	SELL	---
	S/L	0.9105
	T/P:	0.9170 0.9190

DATE	OPEN	HIGH	LOW	RANGE	CLOSE	CHANGE	PREVIOUS
Apr 26	0.91191	0.91493	0.90951	54,2	0.91373	↑ 18,3	0.91190

WEEKLY		APRIL		2024	
HIGH	LOW	HIGH	LOW	HIGH	LOW
0.91558 (25/Apr)	0.90857 (23/Apr)	0.91558 (25/Apr)	0.89968 (05/Apr)	0.91558 (25/Apr)	0.84012 (02/Jan)

AUD/USD

Interest Rate: 4.35% (AU) / 5.25% - 5.50% (US)



RESISTANCE	0.65891	
	0.65712	
	0.65519	
SUPPORT	0.65147	
	0.64968	
	0.64775	
SUGGESTION	BUY	0.6530
	SELL	---
	S/L	0.6505
	T/P:	0.6570 0.6585

DATE	OPEN	HIGH	LOW	RANGE	CLOSE	CHANGE	PREVIOUS
Apr 26	0.65207	0.65534	0.65162	37,2	0.65325	↑ 11,7	0.65208

WEEKLY		APRIL		2024	
HIGH	LOW	HIGH	LOW	HIGH	LOW
0.65534 (26/Apr)	0.64204 (22/Apr)	0.66442 (09/Apr)	0.63612 (19/Apr)	0.68381 (02/Jan)	0.63612 (19/Apr)

All price & chart based on Valbury MT4 Platform

NZD/USD

Interest Rate: 5.50% (NZ) / 5.25% - 5.50% (US)



RESISTANCE	0.60043	
	0.59864	
	0.59638	
SUPPORT	0.59233	
	0.59054	
	0.58828	
SUGGESTION	BUY	0.5935
	SELL	---
	S/L	0.5910
	T/P:	0.5975 0.5990

DATE	OPEN	HIGH	LOW	RANGE	CLOSE	CHANGE	PREVIOUS
Apr 26	0.59467	0.59685	0.59280	40,5	0.59412	↓ 6,3	0.59475

WEEKLY		APRIL		2024	
HIGH	LOW	HIGH	LOW	HIGH	LOW
0.59685 (26/Apr)	0.58917 (22/Apr)	0.60819 (10/Apr)	0.58512 (19/Apr)	0.63216 (02/Jan)	0.58512 (19/Apr)

USD/CAD

Interest Rate: 5.25% - 5.50% (US) / 5.00% (CA)



RESISTANCE	1.37583	
	1.37264	
	1.36958	
SUPPORT	1.36333	
	1.36014	
	1.35708	
SUGGESTION	BUY	1.3655
	SELL	---
	S/L	1.3625
	T/P:	1.3700 1.3720

DATE	OPEN	HIGH	LOW	RANGE	CLOSE	CHANGE	PREVIOUS
Apr 26	1.36557	1.36946	1.36321	62,5	1.36651	↑ 9,2	1.36559

WEEKLY		APRIL		2024	
HIGH	LOW	HIGH	LOW	HIGH	LOW
1.37489 (22/Apr)	1.36321 (26/Apr)	1.38450 (16/Apr)	1.34769 (04/Apr)	1.38450 (16/Apr)	1.32277 (02/Jan)

All price & chart based on Valbury MT4 Platform

EURJPY

Interest Rate: 4.50% (EU) / 0.00% (JP)

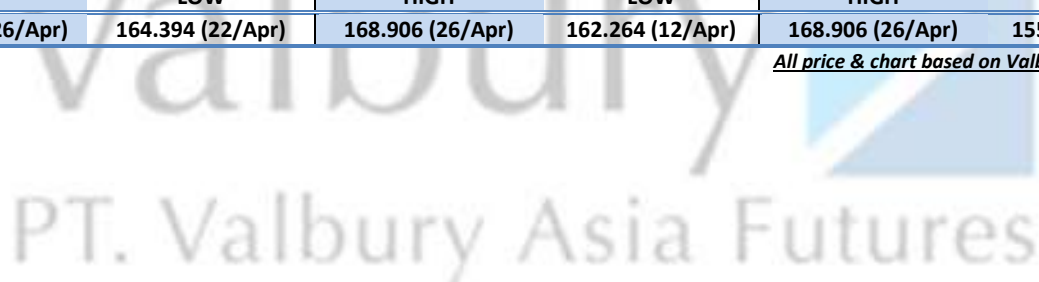


RESISTANCE	172.176	
	170.541	
	169.723	
SUPPORT	167.270	
	165.635	
	164.817	
SUGGESTION	BUY	168.50
	SELL	---
	S/L	167.80
	T/P:	169.70 170.50

DATE	OPEN	HIGH	LOW	RANGE	CLOSE	CHANGE	PREVIOUS
Apr 26	166.918	168.906	166.453	245,3	168.905	↑ 198,8	166.917

WEEKLY		APRIL		2024	
HIGH	LOW	HIGH	LOW	HIGH	LOW
168.906 (26/Apr)	164.394 (22/Apr)	168.906 (26/Apr)	162.264 (12/Apr)	168.906 (26/Apr)	155.060 (02/Jan)

All price & chart based on Valbury MT4 Platform



Disclaimer

All contents of this report have been prepared by the Research Dept. of Valbury Asia Futures and are provided solely for informational purpose. We have taken reasonable measures to ensure the accuracy of the report, however, do not guarantee its accuracy and will not accept liability for any consequential loss or damage which may arise directly or indirectly from any use of the report.

Published by RESEARCH DEPARTMENT – PT VALBURY ASIA FUTURES
Menara Karya 9th Floor, Jl. HR Rasuna Said Blok X-5 Kav. 1-2 Jakarta 12950 Indonesia
Phone : +6221-25533777, Email: research@valbury.com