








Daily Outlook

GLOBAL MARKETS & ECONOMIES | WEEKLY ECONOMIC INDICATORS | CURRENCIES | PRECIOUS METAL | OIL |

Counter	News	Trend	Support	Resistance
 EURUSD	EURUSD – Harga naik setelah USD ditutup melemah terhadap Euro pada hari Selasa setelah data menunjukkan aktivitas bisnis zona euro secara mengejutkan kembali ke pertumbuhan moderat pada Januari, sementara aktivitas bisnis AS menyusut selama tujuh bulan berturut-turut. Resistance di 1.0910, support di 1.0847	↑	1.0847	1.0910
 USDJPY	USDJPY – Harga menguat karena USD melemah terhadap euro pada hari Selasa setelah data menunjukkan aktivitas bisnis zona euro secara mengejutkan kembali ke pertumbuhan moderat pada bulan Januari sementara aktivitas bisnis AS melemah selama tujuh bulan berturut-turut. Resistance 130.93, support 129.54	↓	129.54	130.93
 USDCHF	USDCHF – Harga turun setelah USD ditutup melemah terhadap Euro pada hari Selasa setelah data menunjukkan aktivitas bisnis zona euro secara mengejutkan kembali ke pertumbuhan moderat pada Januari, sementara aktivitas bisnis AS menyusut selama tujuh bulan berturut-turut. Resistance utama 0.9269, support 0.9143	↑	0.9143	0.9269
 GBPUSD	GBPUSD – Pound Sterling ditutup melemah terhadap USD setelah Sterling menjadi salah satu mata uang utama dengan kinerja terburuk terhadap USD, turun 0,34% hari ini menjadi \$1,2334, setelah survei menunjukkan aktivitas ekonomi sektor swasta Inggris turun pada tingkat tercepat dalam dua tahun di bulan Januari. Resistance utama 1.2407, support 1.2257	↓	1.2257	1.2407
 AUDUSD	AUDUSD – Harga naik karena USD melemah terhadap euro pada hari Selasa setelah data menunjukkan aktivitas bisnis zona euro secara mengejutkan kembali ke pertumbuhan moderat pada bulan Januari sementara aktivitas bisnis AS melemah selama tujuh bulan berturut-turut. Fokus hari ini pada rilis data inflasi Australia. Resistance 0.7068, support 0.7004	↑	0.7004	0.7068
 XAUUSD	XAUUSD – Harga emas turun dari level tertinggi dalam sembilan bulan pada hari Selasa karena ada sedikit kenaikan dalam dolar dan imbal hasil Treasury AS meskipun harapan kenaikan suku bunga yang lebih lambat dari Federal Reserve mendukung harga. Resistance 1947.29, support 1922.02	↑	1922.02	1947.29
 CLc1 (WTI)	Oil – Harga minyak turun pada hari Selasa di tengah kekhawatiran tentang perlambatan ekonomi global dan perkiraan peningkatan persediaan minyak mentah AS. Resistance 81.77, support 79.22	↓	79.22	81.77

ECONOMIC INDICATORS

DATE	WIB	CT Y	INDICATORS	PER	ACTUAL	FORECAST	PREV.	REV.
Mon/23-Jan-23	06:50	JP	BOJ Minutes of Dec. Meeting					
	All	CN	Bank Holiday (Chinese New Year)					
	All	HK	Bank Holiday (Chinese New Year)					
	All	KR	Bank Holiday (Korean New Year)					
	21:30	EZ	ECB's Panetta Speaks					
	22:00	EZ	Consumer Confidence	Jan P	-20.9	-20	-22.2	--
	22:00	US	Leading Index	Dec	-1%	-0.7%	-1%	--
23:00	EZ	ECB's Holzmann Speaks at Book Presentation in Vienna						
Tue/24-Jan-23	00:45	EZ	ECB's Lagarde Speaks					
	04:30	NZ	Performance Services Index	Dec	52.1	--	53.7	53.8
	05:00	AU	Judo Bank Australia PMI Composite	Jan P	48.2	--	47.5	--
	05:00	AU	Judo Bank Australia PMI Mfg	Jan P	49.8	--	50.2	--
	05:00	AU	Judo Bank Australia PMI Services	Jan P	48.3	--	47.3	--
	All	CN	Bank Holiday (Chinese New Year)					
	All	HK	Bank Holiday (Chinese New Year)					
	All	KR	Bank Holiday (Korean New Year)					
	07:30	AU	NAB Business Confidence	Dec	-1	3	-4	--
	07:30	AU	NAB Business Conditions	Dec	12	--	20	--
	07:30	JP	Jibun Bank Japan PMI Composite	Jan P	50.8	--	49.7	--
	07:30	JP	Jibun Bank Japan PMI Mfg	Jan P	48.9	49.4	48.9	--
	07:30	JP	Jibun Bank Japan PMI Services	Jan P	52.4	--	51.1	--
	14:00	DE	GfK Consumer Confidence	Feb	-33.9	-33	-37.6	--
	14:00	CH	Exports Real MoM	Dec		--	-2.80%	--
	14:00	CH	Imports Real MoM	Dec		--	-0.60%	--
	15:10	EZ	ECB's Knot Speaks					
	15:30	DE	S&P Global/BME Germany Manufacturing PMI	Jan P	47	47.9	47.1	--
	15:30	DE	S&P Global Germany Services PMI	Jan P	50.4	49.6	49.2	--
	15:30	DE	S&P Global Germany Composite PMI	Jan P	49.7	49.6	49	--
	16:00	EZ	S&P Global Eurozone Manufacturing PMI	Jan P	48.8	48.5	47.8	--
	16:00	EZ	S&P Global Eurozone Composite PMI	Jan P	50.2	49.8	49.3	--
	16:00	EZ	S&P Global Eurozone Services PMI	Jan P	50.7	50.2	49.8	--
	16:30	GB	S&P Global/CIPS UK Manufacturing PMI	Jan P	46.7	45.5	45.3	--
	16:30	GB	S&P Global/CIPS UK Services PMI	Jan P	48	49.7	49.9	--
	16:30	GB	S&P Global/CIPS UK Composite PMI	Jan P	47.8	49.1	49	--
	18:00	GB	CBI Business Optimism	Jan	-5	--	-48	--
20:30	US	Philadelphia Fed Non-Manufacturing Activity	Jan		--	-17.1	--	
21:45	US	S&P Global US Manufacturing PMI	Jan P	46.8	46	46.2	--	
21:45	US	S&P Global US Services PMI	Jan P	46.6	45	44.7	--	
21:45	US	S&P Global US Composite PMI	Jan P	46.6	--	45	--	
Wed/25-Jan-23	04:45	NZ	CPI QoQ	4Q	1.4%	1.4%	2.2%	--
	04:45	NZ	CPI YoY	4Q	7.2%	7.1%	7.2%	--
	04:45	NZ	CPI Tradeable QoQ	4Q		0.8%	2.2%	--
	04:45	NZ	CPI Non Tradeable QoQ	4Q		1.7%	2%	--
	06:30	AU	Westpac Leading Index MoM	Dec		--	-0.13%	--
	All	CN	Bank Holiday (Chinese New Year)					
	All	HK	Bank Holiday (Chinese New Year)					
	07:30	AU	CPI QoQ	4Q		1.6%	1.8%	--
	07:30	AU	CPI Weighted Median YoY	4Q		5.5%	5%	--
	07:30	AU	CPI YoY	4Q		7.5%	7.3%	--
	07:30	AU	CPI Weighted Median QoQ	4Q		1.4%	1.4%	--
	07:30	AU	CPI Trimmed Mean YoY	4Q		6.5%	6.1%	--
	07:30	AU	CPI Trimmed Mean QoQ	4Q		1.6%	1.8%	--
	07:30	AU	CPI YoY	Dec		7.7%	7.3%	--
	07:30	AU	CPI Trimmed Mean YoY	Dec		5.9%	5.6%	--
	12:00	JP	Leading Index CI	Nov F		--	97.6	--
	12:00	JP	Coincident Index	Nov F		--	99.1	--
	14:00	GB	PPI Output NSA MoM	Nov		0.3%	0.9%	--
	14:00	GB	PPI Output NSA YoY	Nov		16.4%	17.2%	--
	14:00	GB	PPI Input NSA MoM	Nov		0.2%	0.8%	--
	14:00	GB	PPI Input NSA YoY	Nov		17.9%	17.2%	--
	14:00	GB	PPI Output NSA MoM	Dec		--	--	--
	14:00	GB	PPI Output NSA YoY	Dec		--	--	--
	14:00	GB	PPI Input NSA MoM	Dec		--	--	--
	14:00	GB	PPI Input NSA YoY	Dec		--	--	--
	16:00	DE	IFO Business Climate	Jan		90.6	88.6	--
	16:00	DE	IFO Current Assessment	Jan		94.8	94.4	--
16:00	DE	IFO Expectations	Jan		85	83.2	--	

	22:00	CA	Bank of Canada Rate Decision	25-Jan		4.5%	4.25%	--
	22:30	US	DOE U.S. Crude Oil Inventories	20-Jan		--	8408k	--
	22:30	US	DOE Cushing OK Crude Inventory	20-Jan		--	3646k	--
	22:30	US	DOE U.S. Gasoline Inventories	20-Jan		--	3483k	--
	22:30	US	DOE U.S. Distillate Inventory	20-Jan		--	-1939k	--
	22:30	US	DOE U.S. Refinery Utilization	20-Jan		--	1.2%	--
Thu/26-Jan-23	06:50	JP	BOJ Summary of Opinions (Jan. MPM)					
	06:50	JP	PPI Services YoY	Dec		1.6%	1.70%	--
		All AU	Bank Holiday (Australia Day)					
		All CN	Bank Holiday (Chinese New Year)					
	13:00	JP	Machine Tool Orders YoY	Dec F		--	1.00%	--
	15:30	HK	Imports YoY	Dec		--	-20.30%	--
	15:30	HK	Trade Balance HKD	Dec		--	-27.1b	--
	15:30	HK	Exports YoY	Dec		--	-24.10%	--
	18:00	CA	CFIB Business Barometer	Jan		--	50.9	--
	20:30	CA	Payroll Employment Change - SEPH	Nov		--	-5.4k	--
	20:30	US	GDP Annualized QoQ	4Q A		2.6%	3.20%	--
	20:30	US	Personal Consumption	4Q A		--	2.30%	--
	20:30	US	GDP Price Index	4Q A		3.2%	4.40%	--
	20:30	US	Core PCE QoQ	4Q A		--	4.70%	--
	20:30	US	Advance Goods Trade Balance	Dec		-\$88.8b	-\$83.3b	--
	20:30	US	Wholesale Inventories MoM	Dec P		--	1.00%	--
	20:30	US	Retail Inventories MoM	Dec		--	0.10%	--
	20:30	US	Initial Jobless Claims	21-Jan		--	190k	--
	20:30	US	Continuing Claims	14-Jan		--	1647k	--
	20:30	US	Durable Goods Orders	Dec P		2.8%	-2.10%	--
	20:30	US	Durables Ex Transportation	Dec P		-0.2%	0.10%	--
	20:30	US	Cap Goods Orders Nondef Ex Air	Dec P		-0.2%	0.10%	--
	20:30	US	Cap Goods Ship Nondef Ex Air	Dec P		--	-0.10%	--
	22:00	US	New Home Sales	Dec		614k	640k	--
	22:00	US	New Home Sales MoM	Dec		-4.1%	5.80%	--
Fri/27-Jan-23	06:30	JP	Tokyo CPI YoY	Jan		4%	4%	--
	06:30	JP	Tokyo CPI Ex-Fresh Food YoY	Jan		4.2%	4%	--
	06:30	JP	Tokyo CPI Ex-Fresh Food, Energy YoY	Jan		2.9%	2.7%	--
		All CN	Bank Holiday (Chinese New Year)					
	07:00	NZ	ANZ Business Confidence	Jan		--	-70.2	--
	07:00	NZ	ANZ Activity Outlook	Jan		--	-25.6	--
	07:30	AU	PPI YoY	4Q		--	6.4%	--
	07:30	AU	Export Price Index QoQ	4Q		-1.3%	-3.6%	--
	07:30	AU	Import Price Index QoQ	4Q		1.3%	3%	--
	07:30	AU	PPI QoQ	4Q		--	1.9%	--
	20:30	US	Personal Income	Dec		0.2%	0.4%	--
	20:30	US	Personal Spending	Dec		-0.1%	0.1%	--
	20:30	US	Real Personal Spending	Dec		--	0.0%	--
	20:30	US	PCE Deflator MoM	Dec		0.0%	0.1%	--
	20:30	US	PCE Deflator YoY	Dec		5%	5.5%	--
	20:30	US	PCE Core Deflator MoM	Dec		0.3%	0.2%	--
	20:30	US	PCE Core Deflator YoY	Dec		4.4%	4.7%	--
	22:00	US	Pending Home Sales NSA YoY	Dec		--	-38.6%	--
	22:00	US	Pending Home Sales MoM	Dec		-1%	-4%	--
	22:00	US	U. of Mich. Sentiment	Jan F		64.6	64.6	--
	22:00	US	U. of Mich. Current Conditions	Jan F		--	68.6	--
	22:00	US	U. of Mich. Expectations	Jan F		--	62	--
	22:00	US	U. of Mich. 1 Yr Inflation	Jan F		--	4%	--
	22:00	US	U. of Mich. 5-10 Yr Inflation	Jan F		--	3%	--
Sat/28-Jan-23	01:00	US	Baker Hughes U.S. Rig Count	27-Jan		--	--	--

EUR/USD

Interest Rate: 2.50% (EU) / 4.25% - 4.50% (US)



RESISTANCE	1.09733	
	1.09352	
	1.09105	
SUPPORT	1.08477	
	1.08096	
	1.07849	
SUGGESTION	BUY	1.0875
	SELL	---
	S/L	1.0835
	T/P:	1.0935 1.0955

DATE	OPEN	HIGH	LOW	RANGE	CLOSE	CHANGE	PREVIOUS
Jan 24	1.08701	1.08971	1.08343	62,8	1.08858	↑ 15,4	1.08704

WEEKLY		JANUARY		2023	
HIGH	LOW	HIGH	LOW	HIGH	LOW
1.09261 (23/Jan)	1.08343 (24/Jan)	1.09261 (23/Jan)	1.04824 (06/Jan)	1.09261 (23/Jan)	1.04824 (06/Jan)

All price & chart based on Valbury MT4 Platform

USDJPY

Interest Rate: 4.25% - 4.50% (US) / -0.10% (JP)



RESISTANCE	132.323	
	131.715	
	130.932	
SUPPORT	129.541	
	128.933	
	128.150	
SUGGESTION	BUY	---
	SELL	130.25
	S/L	130.95
	T/P:	129.55 128.95

DATE	OPEN	HIGH	LOW	RANGE	CLOSE	CHANGE	PREVIOUS
Jan 24	130.602	131.108	129.717	139,1	130.148	↓ 45,3	130.601

WEEKLY		JANUARY		2023	
HIGH	LOW	HIGH	LOW	HIGH	LOW
131.108 (24/Jan)	129.033 (23/Jan)	134.766 (06/Jan)	127.217 (16/Jan)	134.766 (06/Jan)	127.217 (16/Jan)

GBP/USD

Interest Rate: 3.50% (GB) / 4.25% - 4.50% (US)



RESISTANCE	1.25587	
	1.24857	
	1.24079	
SUPPORT	1.22571	
	1.21841	
	1.21063	
SUGGESTION	BUY	---
	SELL	1.2365
	S/L	1.2430
	T/P:	1.2260 1.2215

DATE	OPEN	HIGH	LOW	RANGE	CLOSE	CHANGE	PREVIOUS
Jan 24	1.23737	1.24128	1.22620	150,8	1.23300	↓ 42,8	1.23728

WEEKLY		JANUARY		2023	
HIGH	LOW	HIGH	LOW	HIGH	LOW
1.24469 (23/Jan)	1.22620 (24/Jan)	1.24469 (23/Jan)	1.18401 (06/Jan)	1.24469 (23/Jan)	1.18401 (06/Jan)

All price & chart based on Valbury MT4 Platform

USD/CHF

Interest Rate: 4.25% - 4.50% (US) / 1.00% (CH)



RESISTANCE	0.93571	
	0.93178	
	0.92698	
SUPPORT	0.91825	
	0.91432	
	0.90952	
SUGGESTION	BUY	0.9200
	SELL	---
	S/L	0.9160
	T/P:	0.9270 0.9300

DATE	OPEN	HIGH	LOW	RANGE	CLOSE	CHANGE	PREVIOUS
Jan 24	0.92165	0.92784	0.91911	87,3	0.92219	↑ 5,4	0.92165

WEEKLY		JANUARY		2023	
HIGH	LOW	HIGH	LOW	HIGH	LOW
0.92784 (24/Jan)	0.91589 (23/Jan)	0.94072 (06/Jan)	0.90843 (18/Jan)	0.94072 (06/Jan)	0.90843 (18/Jan)

AUD/USD

Interest Rate: 3.10% (AU) / 4.25% - 4.50% (US)



DATE	OPEN	HIGH	LOW	RANGE	CLOSE	CHANGE	PREVIOUS
Jan 24	0.70287	0.70570	0.69927	64,3	0.70425	↑ 13,9	0.70286

WEEKLY		JANUARY		2023	
HIGH	LOW	HIGH	LOW	HIGH	LOW
0.70570 (24/Jan)	0.69611 (23/Jan)	0.70627 (18/Jan)	0.66870 (03/Jan)	0.70627 (18/Jan)	0.66870 (03/Jan)

All price & chart based on Valbury MT4 Platform

NZD/USD

Interest Rate: 4.25% (NZ) / 4.25% - 4.50% (US)



DATE	OPEN	HIGH	LOW	RANGE	CLOSE	CHANGE	PREVIOUS
Jan 24	0.64898	0.65247	0.64630	61,7	0.64927	↑ 3,2	0.64895

WEEKLY		JANUARY		2023	
HIGH	LOW	HIGH	LOW	HIGH	LOW
0.65247 (24/Jan)	0.64367 (23/Jan)	0.65294 (18/Jan)	0.61903 (06/Jan)	0.65294 (18/Jan)	0.61903 (06/Jan)

USD/CAD

Interest Rate: 4.25% - 4.50% (US) / 4.25% (CA)



RESISTANCE	1.34693	
	1.34410	
	1.34025	
SUPPORT	1.33357	
	1.33074	
	1.32689	
SUGGESTION	BUY	---
	SELL	1.3370
	S/L	1.3400
	T/P:	1.3335 1.3305

DATE	OPEN	HIGH	LOW	RANGE	CLOSE	CHANGE	PREVIOUS
Jan 24	1.33689	1.34126	1.33458	66,8	1.33641	↓ 4,8	1.33689

WEEKLY		JANUARY		2023	
HIGH	LOW	HIGH	LOW	HIGH	LOW
1.34166 (23/Jan)	1.33410 (23/Jan)	1.36841 (03/Jan)	1.33205 (13/Jan)	1.36841 (03/Jan)	1.33205 (13/Jan)

All price & chart based on Valbury MT4 Platform

EURJPY

Interest Rate: 2.50% (EU) / -0.10% (JP)



RESISTANCE	143.114	
	142.654	
	142.165	
SUPPORT	141.216	
	140.756	
	140.267	
SUGGESTION	BUY	---
	SELL	141.70
	S/L	142.15
	T/P:	141.20 140.75

DATE	OPEN	HIGH	LOW	RANGE	CLOSE	CHANGE	PREVIOUS
Jan 24	141.984	142.193	141.244	94,9	141.677	↓ 30,6	141.983

WEEKLY		JANUARY		2023	
HIGH	LOW	HIGH	LOW	HIGH	LOW
142.193 (24/Jan)	140.462 (23/Jan)	142.844 (11/Jan)	137.377 (03/Jan)	142.844 (11/Jan)	137.377 (03/Jan)

GOLD (XAU/USD)



RESISTANCE	1972.56	
	1957.44	
	1947.29	
SUPPORT	1922.02	
	1906.90	
	1896.75	
SUGGESTION	BUY	1934.00
	SELL	---
	S/L	1922.00
	T/P:	1947.00 1957.00

DATE	OPEN	HIGH	LOW	RANGE	CLOSE	CHANGE	PREVIOUS
Jan 24	1930.71	1942.33	1917.06	25.27	1937.13	↑ 6.22	1930.91

WEEKLY		JANUARY		2023	
HIGH	LOW	HIGH	LOW	HIGH	LOW
1942.33 (24/Jan)	1911.27 (23/Jan)	1942.33 (24/Jan)	1823.61 (03/Jan)	1942.33 (24/Jan)	1823.61 (03/Jan)

All price & chart based on Valbury MT4 Platform

SILVER – XAG/USD



RESISTANCE	24.370	
	24.042	
	23.845	
SUPPORT	23.320	
	22.992	
	22.795	
SUGGESTION	BUY	23.55
	SELL	---
	S/L	23.30
	T/P:	23.85 24.05

DATE	OPEN	HIGH	LOW	RANGE	CLOSE	CHANGE	PREVIOUS
Jan 24	23.432	23.715	23.190	0.525	23.647	↑ 0.213	23.434

WEEKLY		JANUARY		2023	
HIGH	LOW	HIGH	LOW	HIGH	LOW
24.135 (23/Jan)	22.734 (23/Jan)	24.526 (03/Jan)	22.734 (23/Jan)	24.526 (03/Jan)	22.734 (23/Jan)

OIL WTI – CL-MAR/USD
(Exp. 17 February 2023)



DATE	OPEN	HIGH	LOW	RANGE	CLOSE	CHANGE	PREVIOUS
Jan 24	81.67	82.23	79.68	2.55	80.27	↓ 1.37	81.64

WEEKLY		JANUARY		2023	
HIGH	LOW	HIGH	LOW	HIGH	LOW
82.63 (23/Jan)	79.68 (24/Jan)	82.67 (18/Jan)	72.48 (05/Jan)	82.67 (18/Jan)	72.48 (05/Jan)

All price & chart based on Valbury MT4 Platform

PT. Valbury Asia Futures

Disclaimer

All contents of this report have been prepared by the Research Dept. of Valbury Asia Futures and are provided solely for informational purpose. We have taken reasonable measures to ensure the accuracy of the report, however, do not guarantee its accuracy and will not accept liability for any consequential loss or damage which may arise directly or indirectly from any use of the report.

Published by RESEARCH DEPARTMENT – PT VALBURY ASIA FUTURES
Menara Karya 9th Floor, Jl. HR Rasuna Said Blok X-5 Kav. 1-2 Jakarta 12950 Indonesia
Phone : +6221-25533777, Email: research@valbury.com