








Daily Outlook

GLOBAL MARKETS & ECONOMIES | WEEKLY ECONOMIC INDICATORS | CURRENCIES | PRECIOUS METAL | OIL |

Counter	News	Trend	Support	Resistance
 EURUSD	EURUSD – Harga turun setelah USD memangkas pelemahan sebelumnya pada hari Kamis setelah Federal Reserve AS terdengar hampir meminta waktu untuk kenaikan suku bunga, sementara Swiss National Bank dan Bank of England mendorong kenaikan suku bunga lebih lanjut. Resistance utama di 1.0901, support di 1.0791	↑	1.0791	1.0901
 USDJPY	USDJPY – Harga yen menguat setelah USD naik pada hari Kamis karena Federal Reserve AS mengisyaratkan jeda waktu untuk kenaikan suku bunga sementara Bank Nasional Swiss dan Bank of England mendorong kenaikan suku bunga lebih lanjut. Fokus hari ini pada rilis data inflasi Jepang. Resistance 131.54, support 130.20	↓	130.20	131.54
 USDCHF	USDCHF – Harga naik setelah USD memangkas pelemahan sebelumnya pada hari Kamis setelah Federal Reserve AS terdengar hampir meminta waktu untuk kenaikan suku bunga, sementara Swiss National Bank dan Bank of England mendorong kenaikan suku bunga lebih lanjut. Resistance utama 0.9215, support 0.9128	↓	0.9128	0.9215
 GBPUSD	GBPUSD – Harga turun setelah USD memangkas pelemahan sebelumnya pada hari Kamis setelah Federal Reserve AS terdengar hampir meminta waktu untuk kenaikan suku bunga, sementara Swiss National Bank dan Bank of England mendorong kenaikan suku bunga lebih lanjut. Resistance utama 1.2334, support 1.2215	↑	1.2215	1.2334
 AUDUSD	AUDUSD – Harga turun karena USD menguat pada hari Kamis setelah Federal Reserve AS mengisyaratkan jeda waktu untuk kenaikan suku bunga sementara Bank Nasional Swiss dan Bank of England mendorong kenaikan suku bunga lebih lanjut. Resistance 0.6738, support 0.6653	↓	0.6653	0.6738
 XAUUSD	XAUUSD – Harga emas memperpanjang kenaikan dalam dua hari berturut-turut pada hari Kamis didorong oleh penurunan imbal hasil Treasury AS setelah Federal Reserve AS mengisyaratkan diakhirinya siklus pengetatan moneter mungkin akan terjadi. Resistance 2009.69, support 1970.80	↑	1970.80	2009.69
 CLc1 (WTI)	OIL – Harga minyak ditutup 1% lebih rendah pada hari Kamis membalikkan kenaikan awal setelah Menteri Energi AS Jennifer Granholm mengatakan kepada anggota parlemen bahwa mengisi ulang Cadangan Minyak Strategis (SPR) negara itu mungkin memakan waktu beberapa tahun. Resistance 71.05, support 68.53	↓	68.53	71.05

ECONOMIC INDICATORS

DATE	WIB	CT Y	INDICATORS	PER	ACTUAL	FORECAST	PREV.	REV.	
Mon/20-Mar-23	05:05	AU	RBA's Kent-Speech						
	07:01	GB	Rightmove House Prices MoM	Mar	0.8%	--	0.0%	--	
	07:01	GB	Rightmove House Prices YoY	Mar		--	3.9%	--	
	14:00	DE	PPI MoM	Feb	-0.3%	-0.5%	-1%	-1.2%	
	14:00	DE	PPI YoY	Feb	15.8%	14.5%	17.8%	17.6%	
	17:00	EZ	Trade Balance SA	Jan		--	-18.1b	--	
	17:00	EZ	Trade Balance NSA	Jan	€-30.6b	€-12.5b	€-8.8b	--	
Tue/21-Mar-23	04:45	NZ	Imports NZD	Feb	NZ\$5.95b	--	NZ\$7.42b	--	
	04:45	NZ	Exports NZD	Feb	NZ\$5.23b	--	NZ\$5.47b	NZ\$5.30b	
		04:45	NZ	Trade Balance NZD	Feb	NZ\$-714m	NZ\$-1450m	NZ\$-1954m	NZ\$-2113m
		04:45	NZ	Trade Balance 12 Mth YTD NZD	Feb	NZ\$-15640m	--	NZ\$-15477m	NZ\$-15650m
		All	JP	Bank Holiday (Vernal Equinox)					
		07:30	AU	RBA Minutes of March Policy Meeting					
		14:00	CH	Exports Real MoM	Feb		--	2.5%	--
		14:00	CH	Imports Real MoM	Feb		--	0.2%	--
		15:00	CH	KOF Institute Spring Economic Forecast					
		15:30	HK	BoP Overall	4Q		--	\$138.39b	--
		15:30	HK	BoP Current Account Balance	4Q	H\$63.8b	--	H\$115.84b	H\$117.1b
		17:00	EZ	ZEW Survey Expectations	Mar	10	16	29.7	--
		17:00	EZ	Construction Output MoM	Jan	3.91%	--	-2.5%	-2.31%
		17:00	EZ	Construction Output YoY	Jan	0.9%	--	-1.3%	-0.6%
		17:00	DE	ZEW Survey Expectations	Mar	13	17.1	28.1	--
		17:00	DE	ZEW Survey Current Situation	Mar	-46.5	-44.3	-45.1	--
		19:30	CA	CPI NSA MoM	Feb	0.4%	0.5%	0.5%	--
		19:30	CA	CPI YoY	Feb	5.2%	5.4%	5.9%	--
		19:30	CA	Consumer Price Index	Feb		--	153.9	--
		19:30	CA	CPI Core- Median YoY%	Feb	4.9%	4.8%	5%	--
		19:30	CA	CPI Core- Trim YoY%	Feb	4.8%	4.9%	5.1%	--
	19:30	EZ	ECB's Lagarde, Villeroy Speak						
	19:30	US	Philadelphia Fed Non-Manufacturing Activity	Mar		--	3.2	--	
	21:00	US	FOMC Begins Two-Day Meeting						
	21:00	US	Existing Home Sales	Feb	4.58m	4.20m	4.00m	--	
	21:00	US	Existing Home Sales MoM	Feb	14.5%	5%	-0.7%	--	
Wed/22-Mar-23	03:00	NZ	Westpac Consumer Confidence	1Q	77.7	--	75.6	--	
	06:30	AU	Westpac Leading Index MoM	Feb	-0.06%	--	-0.08%	-0.12%	
	13:00	JP	Machine Tool Orders YoY	Feb F		--	-10.7%	--	
	14:00	GB	CPIH YoY	Feb		--	8.8%	--	
	14:00	GB	CPI MoM	Feb	1.1%	0.6%	-0.6%	--	
	14:00	GB	CPI YoY	Feb	10.4%	9.9%	10.1%	--	
	14:00	GB	CPI Core YoY	Feb	6.2%	5.7%	5.8%	--	
	14:00	GB	Retail Price Index	Feb		--	360.3	--	
	14:00	GB	RPI MoM	Feb	1.2%	0.6%	0.0%	--	
	14:00	GB	RPI YoY	Feb	13.8%	13.3%	13.4%	--	
	14:00	GB	RPI Ex Mort Int.Payments (YoY)	Feb		--	12.6%	--	
	14:00	GB	PPI Output NSA MoM	Feb	-0.3%	0.2%	0.5%	--	
	14:00	GB	PPI Output NSA YoY	Feb	12.1%	12.4%	13.5%	--	
	14:00	GB	PPI Input NSA MoM	Feb	-0.1%	0.0%	-0.1%	0.4%	
	14:00	GB	PPI Input NSA YoY	Feb	12.7%	12%	14.1%	14.7%	
	15:45	EZ	ECB's Lagarde Speaks						
	16:00	EZ	ECB Current Account SA	Jan	€17b	€16.5b	€13b	--	
	16:30	EZ	ECB's Lane Speaks						
	16:30	GB	House Price Index YoY	Jan		--	9.8%	--	
	18:30	EZ	ECB's Rehn Speaks						
	19:00	EZ	ECB's Wunsch Speaks						
	20:45	EZ	ECB's Panetta Speaks						
	21:30	US	DOE U.S. Crude Oil Inventories	17-Mar	1117k	-1565k	1550k	--	
	21:30	US	DOE Cushing OK Crude Inventory	17-Mar	-1063k	-1558k	-1916k	--	
	21:30	US	DOE U.S. Gasoline Inventories	17-Mar	-6400k	-1677k	-2061k	--	
	21:30	US	DOE U.S. Distillate Inventory	17-Mar	-3313k	-1500k	-2537k	--	
	21:30	US	DOE U.S. Refinery Utilization	17-Mar	0.4%	1%	2.2%	--	
	23:45	EZ	ECB's Nagel Speaks						
Thu/23-Mar-23	00:30	CA	Bank of Canada Releases Summary of Deliberations						
	01:00	US	FOMC Rate Decision (Upper Bound)	22-Mar	5.00%	5.00%	4.75%	--	

	01:00	US	FOMC Rate Decision (Lower Bound)	22-Mar	4.75%	4.75%	4.50%	--
	01:00	US	Interest on Reserve Balances Rate	23-Mar		5.15%	4.65%	--
	01:30	US	Fed Chair Holds Press Conference Following FOMC Meeting					
	07:35	HK	Interest Rate Decision	23-Mar	5.25%	--	5.00%	--
	15:30	HK	CPI Composite YoY	Feb	1.7%	2.3%	2.4%	--
	15:30	CH	SNB Policy Rate	23-Mar	1.5%	1.5%	1.00%	--
	15:40	EZ	ECB's Stournaras speaks					
	17:00	EZ	ECB's Holzmann Speaks					
	19:00	GB	Bank of England Bank Rate	23-Mar	4.25%	4.25%	4.00%	--
	19:30	US	Current Account Balance	4Q	\$-206.8b	\$-213.2b	\$-217.1b	\$219b
	19:30	US	Initial Jobless Claims	18-Mar	191k	197k	192k	--
	19:30	US	Continuing Claims	11-Mar	1694k	1684k	1684k	1680k
	21:00	US	New Home Sales	Feb	640k	650k	670k	633k
	21:00	US	New Home Sales MoM	Feb	1.1%	-3%	7.2%	1.8%
	22:00	EZ	Consumer Confidence	Mar P	-19.2	-18.3	-19	-19.1
	22:00	GB	BOE's Catherine Mann speaks					
	23:00	EZ	ECB's Lane Speaks					
Fri/24-Mar-23	N/A	DE	Germany Sovereign Rating to be reviewed by S&P					
	05:00	AU	Judo Bank Australia PMI Composite	Mar P		--	50.6	--
	05:00	AU	Judo Bank Australia PMI Mfg	Mar P		--	50.5	--
	05:00	AU	Judo Bank Australia PMI Services	Mar P		--	50.7	--
	06:30	JP	Natl CPI YoY	Feb		3.3%	4.3%	--
	06:30	JP	Natl CPI Ex Fresh Food YoY	Feb		3.1%	4.2%	--
	06:30	JP	Natl CPI Ex Fresh Food, Energy YoY	Feb		3.4%	3.2%	--
	07:01	GB	GfK Consumer Confidence	Mar		--	-38	--
	07:30	JP	Jibun Bank Japan PMI Composite	Mar P		--	51.1	--
	07:30	JP	Jibun Bank Japan PMI Mfg	Mar P		--	47.7	--
	07:30	JP	Jibun Bank Japan PMI Services	Mar P		--	54	--
	08:35	EZ	ECB's De Cos Speaks in Hong Kong					
	14:00	GB	Retail Sales Inc Auto Fuel MoM	Feb		--	0.5%	--
	14:00	GB	Retail Sales Inc Auto Fuel YoY	Feb		--	-5.1%	--
	14:00	GB	Retail Sales Ex Auto Fuel MoM	Feb		--	0.4%	--
	14:00	GB	Retail Sales Ex Auto Fuel YoY	Feb		--	-5.3%	--
	15:30	DE	S&P Global/BME Germany Manufacturing PMI	Mar P		47.5	46.3	--
	15:30	DE	S&P Global Germany Services PMI	Mar P		51.3	50.9	--
	15:30	DE	S&P Global Germany Composite PMI	Mar P		--	50.7	--
	16:00	EZ	S&P Global Eurozone Manufacturing PMI	Mar P		48.8	48.5	--
	16:00	EZ	S&P Global Eurozone Composite PMI	Mar P		51.8	52	--
	16:00	EZ	S&P Global Eurozone Services PMI	Mar P		52.5	52.7	--
	16:15	EZ	ECB's Nagel Speaks					
	16:30	GB	S&P Global/CIPS UK Manufacturing PMI	Mar P		--	49.3	--
	16:30	GB	S&P Global/CIPS UK Services PMI	Mar P		--	53.5	--
	16:30	GB	S&P Global/CIPS UK Composite PMI	Mar P		--	53.1	--
	19:30	CA	Retail Sales MoM	Jan		--	0.5%	--
	19:30	CA	Retail Sales Ex Auto MoM	Jan		--	-0.6%	--
	19:30	US	Durable Goods Orders	Feb P		1.7%	-4.5%	--
	19:30	US	Durables Ex Transportation	Feb P		0.3%	0.8%	--
	19:30	US	Cap Goods Orders Nondef Ex Air	Feb P		--	0.8%	--
	19:30	US	Cap Goods Ship Nondef Ex Air	Feb P		--	1.1%	--
	20:45	US	S&P Global US Manufacturing PMI	Mar P		47.3	47.3	--
	20:45	US	S&P Global US Services PMI	Mar P		50.3	50.6	--
	20:45	US	S&P Global US Composite PMI	Mar P		--	50.1	--
	23:00	GB	BOE's Catherine Mann speaks on panel					
Sat/25-Mar-23	00:00	US	Baker Hughes U.S. Rig Count	24-Mar		--	--	--

EUR/USD

Interest Rate: 3.00% (EU) / 4.75%- 5.00% (US)



RESISTANCE	1.10116	
	1.09702	
	1.09014	
SUPPORT	1.07912	
	1.07498	
	1.06810	
SUGGESTION	BUY	1.0815
	SELL	---
	S/L	1.0770
	T/P:	1.0885 1.0915

DATE	OPEN	HIGH	LOW	RANGE	CLOSE	CHANGE	PREVIOUS
Mar 23	1.08588	1.09288	1.08186	110,2	1.08326	↓ 26,6	1.08592

WEEKLY		MARCH		2023	
HIGH	LOW	HIGH	LOW	HIGH	LOW
1.09288 (23/Mar)	1.06305 (20/Mar)	1.09288 (23/Mar)	1.05153 (15/Mar)	1.10322 (02/Feb)	1.04824 (06/Jan)

price & chart based on Valbury MT4 Platform

USDJPY

Interest Rate: 4.75%- 5.00% (US)/ -0.10%(JP)



RESISTANCE	132.881	
	132.268	
	131.541	
SUPPORT	130.201	
	129.588	
	128.861	
SUGGESTION	BUY	---
	SELL	130.85
	S/L	131.55
	T/P:	130.20 129.60

DATE	OPEN	HIGH	LOW	RANGE	CLOSE	CHANGE	PREVIOUS
Mar 23	131.270	131.654	130.314	134,0	130.815	↓ 45,5	131.270

WEEKLY		MARCH		2023	
HIGH	LOW	HIGH	LOW	HIGH	LOW
132.993 (22/Mar)	130.314 (23/Mar)	137.905 (08/Mar)	130.314 (23/Mar)	137.905 (08/Mar)	127.217 (16/Jan)

GBP/USD

Interest Rate: 4.25% (GB)/ 4.75%- 5.00% (US)



RESISTANCE	1.24161	
	1.23794	
	1.23341	
SUPPORT	1.22521	
	1.22154	
	1.21701	
SUGGESTION	BUY	1.2270
	SELL	---
	S/L	1.2225
	T/P:	1.2340 1.2370

DATE	OPEN	HIGH	LOW	RANGE	CLOSE	CHANGE	PREVIOUS
Mar 23	1.22681	1.23426	1.22606	82,0	1.22889	↑ 20,6	1.22683

WEEKLY		MARCH		2023	
HIGH	LOW	HIGH	LOW	HIGH	LOW
1.23426 (23/Mar)	1.21659 (20/Mar)	1.23426 (23/Mar)	1.18021 (08/Mar)	1.24469 (23/Jan)	1.18021 (08/Mar)

All price & chart based on Valbury MT4 Platform

USD/CHF

Interest Rate: 4.75%- 5.00% (US) / 1.50% (CH)



RESISTANCE	0.92514	
	0.92157	
	0.91901	
SUPPORT	0.91288	
	0.90931	
	0.90675	
SUGGESTION	BUY	---
	SELL	0.9170
	S/L	0.9205
	T/P:	0.9120 0.9095

DATE	OPEN	HIGH	LOW	RANGE	CLOSE	CHANGE	PREVIOUS
Mar 23	0.91729	0.91800	0.91187	61,3	0.91645	↓ 8,2	0.91727

WEEKLY		MARCH		2023	
HIGH	LOW	HIGH	LOW	HIGH	LOW
0.93159 (21/Mar)	0.91187 (23/Mar)	0.94377 (08/Mar)	0.90704 (13/Mar)	0.94377 (08/Mar)	0.90584 (02/Feb)

AUD/USD

Interest Rate: 3.60% (AU)/ 4.75%- 5.00% (US)



RESISTANCE	0.68245	
	0.67895	
	0.67388	
SUPPORT	0.66531	
	0.66181	
	0.65674	
SUGGESTION	BUY	---
	SELL	0.6695
	S/L	0.6740
	T/P:	0.6650 0.6620

DATE	OPEN	HIGH	LOW	RANGE	CLOSE	CHANGE	PREVIOUS
Mar 23	0.66844	0.67544	0.66687	85,7	0.66882	↑ 3,9	0.66843

WEEKLY		MARCH		2023	
HIGH	LOW	HIGH	LOW	HIGH	LOW
0.67579 (22/Mar)	0.66487 (21/Mar)	0.67828 (01/Mar)	0.65633 (10/Mar)	0.71568 (02/Feb)	0.65633 (10/Mar)

All price & chart based on Valbury MT4 Platform

NZD/USD

Interest Rate: 4.75% (NZ)/ 4.75%- 5.00% (US)



RESISTANCE	0.63662	
	0.63298	
	0.62900	
SUPPORT	0.62138	
	0.61774	
	0.61376	
SUGGESTION	BUY	---
	SELL	0.6255
	S/L	0.6290
	T/P:	0.6215 0.6180

DATE	OPEN	HIGH	LOW	RANGE	CLOSE	CHANGE	PREVIOUS
Mar 23	0.62191	0.62935	0.62173	76,2	0.62501	↑ 30,9	0.62192

WEEKLY		MARCH		2023	
HIGH	LOW	HIGH	LOW	HIGH	LOW
0.62935 (23/Mar)	0.61663 (21/Mar)	0.62935 (23/Mar)	0.60837 (08/Mar)	0.65372 (02/Feb)	0.60837 (08/Mar)

USD/CAD

Interest Rate: 4.75%- 5.00% (US)/ 4.50%(CA)



RESISTANCE	1.38530	
	1.37925	
	1.37504	
SUPPORT	1.36478	
	1.35873	
	1.35452	
SUGGESTION	BUY	1.3700
	SELL	---
	S/L	1.3650
	T/P:	1.3750 1.3790

DATE	OPEN	HIGH	LOW	RANGE	CLOSE	CHANGE	PREVIOUS
Mar 23	1.37216	1.37321	1.36295	102,6	1.37082	↓ 13,2	1.37214

WEEKLY		MARCH		2023	
HIGH	LOW	HIGH	LOW	HIGH	LOW
1.37461 (20/Mar)	1.36295 (23/Mar)	1.38608 (10/Mar)	1.35541 (03/Mar)	1.38608 (10/Mar)	1.32610 (02/Feb)

All price & chart based on Valbury MT4 Platform

EURJPY

Interest Rate: 3.50%(EU)/ -0.10% (JP)



RESISTANCE	144.917	
	144.054	
	142.880	
SUPPORT	140.843	
	139.980	
	138.806	
SUGGESTION	BUY	---
	SELL	141.85
	S/L	142.85
	T/P:	140.85 140.00

DATE	OPEN	HIGH	LOW	RANGE	CLOSE	CHANGE	PREVIOUS
Mar 23	142.584	143.191	141.154	203,7	141.706	↓ 87,8	142.584

WEEKLY		MARCH		2023	
HIGH	LOW	HIGH	LOW	HIGH	LOW
143.620 (22/Mar)	138.822 (20/Mar)	145.559 (02/Mar)	138.822 (20/Mar)	145.559 (02/Mar)	137.377 (03/Jan)

GOLD (XAU/USD)



RESISTANCE	2048.58	
	2025.90	
	2009.69	
SUPPORT	1970.80	
	1948.12	
	1931.91	
SUGGESTION	BUY	1990.00
	SELL	---
	S/L	1970.00
	T/P:	2009.00 2025.00

DATE	OPEN	HIGH	LOW	RANGE	CLOSE	CHANGE	PREVIOUS
Mar 23	1969.13	2003.21	1964.32	38.89	1993.49	↑ 23.79	1969.70

WEEKLY		MARCH		2023	
HIGH	LOW	HIGH	LOW	HIGH	LOW
2009.65 (20/Mar)	1934.13 (22/Mar)	2009.65 (20/Mar)	1809.25 (08/Mar)	2009.65 (20/Mar)	1804.59 (28/Feb)

All price & chart based on Valbury MT4 Platform

SILVER – XAG/USD



RESISTANCE	23.745	
	23.472	
	23.281	
SUPPORT	22.817	
	22.544	
	22.353	
SUGGESTION	BUY	23.05
	SELL	---
	S/L	22.80
	T/P:	23.30 23.45

DATE	OPEN	HIGH	LOW	RANGE	CLOSE	CHANGE	PREVIOUS
Mar 23	22.951	23.199	22.735	0.464	23.090	↑ 0.122	22.968

WEEKLY		MARCH		2023	
HIGH	LOW	HIGH	LOW	HIGH	LOW
23.199 (23/Mar)	22.131 (21/Mar)	23.199 (23/Mar)	19.878 (10/Mar)	24.611 (02/Feb)	19.878 (10/Mar)

OIL WTI – CL-MAY/USD

(Exp. 18 April 2023)



DATE	OPEN	HIGH	LOW	RANGE	CLOSE	CHANGE	PREVIOUS
Mar 23	69.95	71.68	69.16	2.52	69.48	↓ 0.48	69.96

WEEKLY		MARCH		2023	
HIGH	LOW	HIGH	LOW	HIGH	LOW
71.68 (23/Mar)	64.38 (20/Mar)	80.94 (07/Mar)	64.38 (20/Mar)	82.67 (18/Jan)	64.38 (20/Mar)

All price & chart based on Valbury MT4 Platform

PT. Valbury Asia Futures

Disclaimer

All contents of this report have been prepared by the Research Dept. of Valbury Asia Futures and are provided solely for informational purpose. We have taken reasonable measures to ensure the accuracy of the report, however, do not guarantee its accuracy and will not accept liability for any consequential loss or damage which may arise directly or indirectly from any use of the report.

Published by RESEARCH DEPARTMENT – PT VALBURY ASIA FUTURES
Menara Karya 9th Floor, Jl. HR Rasuna Said Blok X-5 Kav. 1-2 Jakarta 12950 Indonesia
Phone : +6221-25533777, Email: research@valbury.com