








Daily Outlook

GLOBAL MARKETS & ECONOMIES | WEEKLY ECONOMIC INDICATORS | CURRENCIES | PRECIOUS METAL | OIL |

Counter	News	Trend	Support	Resistance
 EURUSD	EURUSD – Harga naik setelah USD ditutup melemah terhadap Euro pada hari Senin, setelah sebelumnya mencapai level terendah baru dalam 9 bulan, karena mata uang bersama tersebut mendapat dukungan dari komentar pejabat Bank Sentral Eropa yang menandakan kenaikan suku bunga jumbo tambahan di Eropa. Resistance di 1.0915, support di 1.0800	↑	1.0800	1.0915
 USDJPY	USDJPY – Harga yen melemah terhadap USD setelah Bank of Japan (BOJ) menentang tekanan pasar untuk membalikkan kebijakan kontrol obligasi ultra-easy pada minggu lalu. Resistance 131.31, support 129.46	↑	129.46	131.31
 USDCHF	USDCHF – Harga naik setelah Pound Sterling ditutup melemah pada hari Senin dari level tertinggi tujuh bulan terhadap USD yang dicapai pada jam perdagangan Asia, telah terbantu minggu lalu oleh data yang menunjukkan ekonomi Inggris berkinerja lebih baik daripada yang ditakuti, yang juga mendorong ekspektasi kenaikan suku bunga lebih lanjut. Resistance utama 0.9251, support 0.9170	↑	0.9170	0.9251
 GBPUSD	GBPUSD – Pound Sterling ditutup melemah pada hari Senin dari level tertinggi tujuh bulan terhadap USD yang dicapai pada jam perdagangan Asia, telah terbantu minggu lalu oleh data yang menunjukkan ekonomi Inggris berkinerja lebih baik daripada yang ditakuti, yang juga mendorong ekspektasi kenaikan suku bunga lebih lanjut. Resistance utama 1.2438, support 1.2314	↓	1.2314	1.2438
 AUDUSD	AUDUSD – Harga naik setelah meningkatnya sentimen risiko dan USD melemah terhadap euro pada hari Senin karena mendapat dukungan dari komentar pejabat Bank Sentral Eropa yang memberikan sinyal kemungkinan kenaikan suku bunga yang lebih besar di Eropa. Resistance 0.7058, support 0.6980	↑	0.6980	0.7058
 XAUUSD	XAUUSD – Harga emas naik tipis pada hari Senin karena dolar melemah sementara investor melihat ke depan untuk lebih banyak data ekonomi AS di tengah ekspektasi laju kenaikan suku bunga yang lebih lambat. Resistance 1940.47, support 1916.31	↑	1916.31	1940.47
 CLc1 (WTI)	Oil – Harga minyak ditutup lebih rendah pada hari Senin setelah naik ke level tertinggi dalam tujuh minggu di tengah optimisme tentang kemungkinan pemulihan permintaan dari importir minyak utama China karena ekonominya pulih tahun ini dari penguncian akibat pandemi. Resistance 82.49, support 80.93	↑	80.93	82.49

ECONOMIC INDICATORS

DATE	WIB	CT Y	INDICATORS	PER	ACTUAL	FORECAST	PREV.	REV.
Mon/23-Jan-23	06:50	JP	BOJ Minutes of Dec. Meeting					
	All	CN	Bank Holiday (Chinese New Year)					
	All	HK	Bank Holiday (Chinese New Year)					
	All	KR	Bank Holiday (Korean New Year)					
	21:30	EZ	ECB's Panetta Speaks					
	22:00	EZ	Consumer Confidence	Jan P	-20.9	-20	-22.2	--
	22:00	US	Leading Index	Dec	-1%	-0.7%	-1%	--
23:00	EZ	ECB's Holzmann Speaks at Book Presentation in Vienna						
Tue/24-Jan-23	00:45	EZ	ECB's Lagarde Speaks					
	04:30	NZ	Performance Services Index	Dec		--	53.7	--
	05:00	AU	Judo Bank Australia PMI Composite	Jan P		--	47.5	--
	05:00	AU	Judo Bank Australia PMI Mfg	Jan P		--	50.2	--
	05:00	AU	Judo Bank Australia PMI Services	Jan P		--	47.3	--
	All	CN	Bank Holiday (Chinese New Year)					
	All	HK	Bank Holiday (Chinese New Year)					
	All	KR	Bank Holiday (Korean New Year)					
	07:30	AU	NAB Business Confidence	Dec		--	-4	--
	07:30	AU	NAB Business Conditions	Dec		--	20	--
	07:30	JP	Jibun Bank Japan PMI Composite	Jan P		--	49.7	--
	07:30	JP	Jibun Bank Japan PMI Mfg	Jan P		--	48.9	--
	07:30	JP	Jibun Bank Japan PMI Services	Jan P		--	51.1	--
	14:00	DE	GfK Consumer Confidence	Feb		-33	-37.8	--
	14:00	CH	Exports Real MoM	Dec		--	-2.80%	--
	14:00	CH	Imports Real MoM	Dec		--	-0.60%	--
	15:10	EZ	ECB's Knot Speaks					
	15:30	DE	S&P Global/BME Germany Manufacturing PMI	Jan P		48	47.1	--
	15:30	DE	S&P Global Germany Services PMI	Jan P		49.6	49.2	--
	15:30	DE	S&P Global Germany Composite PMI	Jan P		49.5	49	--
	16:00	EZ	S&P Global Eurozone Manufacturing PMI	Jan P		48.5	47.8	--
	16:00	EZ	S&P Global Eurozone Composite PMI	Jan P		49.6	49.3	--
	16:00	EZ	S&P Global Eurozone Services PMI	Jan P		50	49.8	--
16:30	GB	S&P Global/CIPS UK Manufacturing PMI	Jan P		--	45.3	--	
16:30	GB	S&P Global/CIPS UK Services PMI	Jan P		--	49.9	--	
16:30	GB	S&P Global/CIPS UK Composite PMI	Jan P		--	49	--	
18:00	GB	CBI Business Optimism	Jan		--	-48	--	
20:30	US	Philadelphia Fed Non-Manufacturing Activity	Jan		--	-17.1	--	
21:45	US	S&P Global US Manufacturing PMI	Jan P		46.5	46.2	--	
21:45	US	S&P Global US Services PMI	Jan P		46	44.7	--	
21:45	US	S&P Global US Composite PMI	Jan P		--	45	--	
Wed/25-Jan-23	04:45	NZ	CPI QoQ	4Q		1.4%	2.2%	--
	04:45	NZ	CPI YoY	4Q		7.1%	7.2%	--
	04:45	NZ	CPI Tradeable QoQ	4Q		0.8%	2.2%	--
	04:45	NZ	CPI Non Tradeable QoQ	4Q		1.7%	2%	--
	06:30	AU	Westpac Leading Index MoM	Dec		--	-0.13%	--
	All	CN	Bank Holiday (Chinese New Year)					
	All	HK	Bank Holiday (Chinese New Year)					
	07:30	AU	CPI QoQ	4Q		1.6%	1.8%	--
	07:30	AU	CPI Weighted Median YoY	4Q		5.5%	5%	--
	07:30	AU	CPI YoY	4Q		7.5%	7.3%	--
	07:30	AU	CPI Weighted Median QoQ	4Q		1.4%	1.4%	--
	07:30	AU	CPI Trimmed Mean YoY	4Q		6.5%	6.1%	--
	07:30	AU	CPI Trimmed Mean QoQ	4Q		1.6%	1.8%	--
	07:30	AU	CPI YoY	Dec		7.7%	7.3%	--
	07:30	AU	CPI Trimmed Mean YoY	Dec		5.9%	5.6%	--
	12:00	JP	Leading Index CI	Nov F		--	97.6	--
	12:00	JP	Coincident Index	Nov F		--	99.1	--
	14:00	GB	PPI Output NSA MoM	Nov		0.3%	0.9%	--
	14:00	GB	PPI Output NSA YoY	Nov		16.4%	17.2%	--
	14:00	GB	PPI Input NSA MoM	Nov		0.2%	0.8%	--
	14:00	GB	PPI Input NSA YoY	Nov		17.9%	17.2%	--
	14:00	GB	PPI Output NSA MoM	Dec		--	--	--
	14:00	GB	PPI Output NSA YoY	Dec		--	--	--
14:00	GB	PPI Input NSA MoM	Dec		--	--	--	
14:00	GB	PPI Input NSA YoY	Dec		--	--	--	
16:00	DE	IFO Business Climate	Jan		90.6	88.6	--	
16:00	DE	IFO Current Assessment	Jan		94.8	94.4	--	
16:00	DE	IFO Expectations	Jan		85	83.2	--	

	22:00	CA	Bank of Canada Rate Decision	25-Jan		4.5%	4.25%	--
	22:30	US	DOE U.S. Crude Oil Inventories	20-Jan		--	8408k	--
	22:30	US	DOE Cushing OK Crude Inventory	20-Jan		--	3646k	--
	22:30	US	DOE U.S. Gasoline Inventories	20-Jan		--	3483k	--
	22:30	US	DOE U.S. Distillate Inventory	20-Jan		--	-1939k	--
	22:30	US	DOE U.S. Refinery Utilization	20-Jan		--	1.2%	--
Thu/26-Jan-23	06:50	JP	BOJ Summary of Opinions (Jan. MPM)					
	06:50	JP	PPI Services YoY	Dec		1.6%	1.70%	--
		All	AU	Bank Holiday (Australia Day)				
		All	CN	Bank Holiday (Chinese New Year)				
	13:00	JP	Machine Tool Orders YoY	Dec F		--	1.00%	--
	15:30	HK	Imports YoY	Dec		--	-20.30%	--
	15:30	HK	Trade Balance HKD	Dec		--	-27.1b	--
	15:30	HK	Exports YoY	Dec		--	-24.10%	--
	18:00	CA	CFIB Business Barometer	Jan		--	50.9	--
	20:30	CA	Payroll Employment Change - SEPH	Nov		--	-5.4k	--
	20:30	US	GDP Annualized QoQ	4Q A		2.6%	3.20%	--
	20:30	US	Personal Consumption	4Q A		--	2.30%	--
	20:30	US	GDP Price Index	4Q A		3.2%	4.40%	--
	20:30	US	Core PCE QoQ	4Q A		--	4.70%	--
	20:30	US	Advance Goods Trade Balance	Dec		-\$88.8b	-\$83.3b	--
	20:30	US	Wholesale Inventories MoM	Dec P		--	1.00%	--
	20:30	US	Retail Inventories MoM	Dec		--	0.10%	--
	20:30	US	Initial Jobless Claims	21-Jan		--	190k	--
	20:30	US	Continuing Claims	14-Jan		--	1647k	--
	20:30	US	Durable Goods Orders	Dec P		2.8%	-2.10%	--
	20:30	US	Durables Ex Transportation	Dec P		-0.2%	0.10%	--
	20:30	US	Cap Goods Orders Nondef Ex Air	Dec P		-0.2%	0.10%	--
	20:30	US	Cap Goods Ship Nondef Ex Air	Dec P		--	-0.10%	--
	22:00	US	New Home Sales	Dec		614k	640k	--
	22:00	US	New Home Sales MoM	Dec		-4.1%	5.80%	--
Fri/27-Jan-23	06:30	JP	Tokyo CPI YoY	Jan		4%	4%	--
	06:30	JP	Tokyo CPI Ex-Fresh Food YoY	Jan		4.2%	4%	--
	06:30	JP	Tokyo CPI Ex-Fresh Food, Energy YoY	Jan		2.9%	2.7%	--
		All	CN	Bank Holiday (Chinese New Year)				
	07:00	NZ	ANZ Business Confidence	Jan		--	-70.2	--
	07:00	NZ	ANZ Activity Outlook	Jan		--	-25.6	--
	07:30	AU	PPI YoY	4Q		--	6.4%	--
	07:30	AU	Export Price Index QoQ	4Q		-1.3%	-3.6%	--
	07:30	AU	Import Price Index QoQ	4Q		1.3%	3%	--
	07:30	AU	PPI QoQ	4Q		--	1.9%	--
	20:30	US	Personal Income	Dec		0.2%	0.4%	--
	20:30	US	Personal Spending	Dec		-0.1%	0.1%	--
	20:30	US	Real Personal Spending	Dec		--	0.0%	--
	20:30	US	PCE Deflator MoM	Dec		0.0%	0.1%	--
	20:30	US	PCE Deflator YoY	Dec		5%	5.5%	--
	20:30	US	PCE Core Deflator MoM	Dec		0.3%	0.2%	--
	20:30	US	PCE Core Deflator YoY	Dec		4.4%	4.7%	--
	22:00	US	Pending Home Sales NSA YoY	Dec		--	-38.6%	--
	22:00	US	Pending Home Sales MoM	Dec		-1%	-4%	--
	22:00	US	U. of Mich. Sentiment	Jan F		64.6	64.6	--
	22:00	US	U. of Mich. Current Conditions	Jan F		--	68.6	--
	22:00	US	U. of Mich. Expectations	Jan F		--	62	--
	22:00	US	U. of Mich. 1 Yr Inflation	Jan F		--	4%	--
	22:00	US	U. of Mich. 5-10 Yr Inflation	Jan F		--	3%	--
Sat/28-Jan-23	01:00	US	Baker Hughes U.S. Rig Count	27-Jan		--	--	--

EUR/USD

Interest Rate: 2.50% (EU) / 4.25% - 4.50% (US)



RESISTANCE	1.09963	
	1.09612	
	1.09158	
SUPPORT	1.08353	
	1.08002	
	1.07548	
SUGGESTION	BUY	1.0855
	SELL	---
	S/L	1.0815
	T/P:	1.0925 1.0955

DATE	OPEN	HIGH	LOW	RANGE	CLOSE	CHANGE	PREVIOUS
Jan 23	1.08630	1.09261	1.08456	80,5	1.08704	↑ 15,1	1.08553

WEEKLY		JANUARY		2023	
HIGH	LOW	HIGH	LOW	HIGH	LOW
1.09261 (23/Jan)	1.08456 (23/Jan)	1.09261 (23/Jan)	1.04824 (06/Jan)	1.09261 (23/Jan)	1.04824 (06/Jan)

All price & chart based on Valbury MT4 Platform

USDJPY

Interest Rate: 4.25% - 4.50% (US) / -0.10% (JP)



RESISTANCE	133.158	
	132.020	
	131.310	
SUPPORT	129.462	
	128.324	
	127.614	
SUGGESTION	BUY	130.40
	SELL	---
	S/L	129.45
	T/P:	131.30 132.00

DATE	OPEN	HIGH	LOW	RANGE	CLOSE	CHANGE	PREVIOUS
Jan 23	129.606	130.881	129.033	184,8	130.601	↑ 103,6	129.565

WEEKLY		JANUARY		2023	
HIGH	LOW	HIGH	LOW	HIGH	LOW
130.881 (23/Jan)	129.033 (23/Jan)	134.766 (06/Jan)	127.217 (16/Jan)	134.766 (06/Jan)	127.217 (16/Jan)

GBP/USD

Interest Rate: 3.50% (GB) / 4.25% - 4.50% (US)



RESISTANCE	1.25632	
	1.25051	
	1.24389	
SUPPORT	1.23146	
	1.22565	
	1.21903	
SUGGESTION	BUY	---
	SELL	1.2400
	S/L	1.2455
	T/P:	1.2310 1.2270

DATE	OPEN	HIGH	LOW	RANGE	CLOSE	CHANGE	PREVIOUS
Jan 23	1.24023	1.24469	1.23226	124,3	1.23728	↓ 21,8	1.23946

WEEKLY		JANUARY		2023	
HIGH	LOW	HIGH	LOW	HIGH	LOW
1.24469 (23/Jan)	1.23226 (23/Jan)	1.24469 (23/Jan)	1.18401 (06/Jan)	1.24469 (23/Jan)	1.18401 (06/Jan)

All price & chart based on Valbury MT4 Platform

USD/CHF

Interest Rate: 4.25% - 4.50% (US) / 1.00% (CH)



RESISTANCE	0.93326	
	0.92864	
	0.92514	
SUPPORT	0.91702	
	0.91240	
	0.90890	
SUGGESTION	BUY	0.9200
	SELL	---
	S/L	0.9160
	T/P:	0.9270 0.9300

DATE	OPEN	HIGH	LOW	RANGE	CLOSE	CHANGE	PREVIOUS
Jan 23	0.91877	0.92401	0.91589	81,2	0.92165	↑ 15,8	0.92007

WEEKLY		JANUARY		2023	
HIGH	LOW	HIGH	LOW	HIGH	LOW
0.92401 (23/Jan)	0.91589 (23/Jan)	0.94072 (06/Jan)	0.90843 (18/Jan)	0.94072 (06/Jan)	0.90843 (18/Jan)

AUD/USD

Interest Rate: 3.10% (AU) / 4.25% - 4.50% (US)



DATE	OPEN	HIGH	LOW	RANGE	CLOSE	CHANGE	PREVIOUS
Jan 23	0.69715	0.70389	0.69611	77,8	0.70286	↑ 59,9	0.69687

WEEKLY		JANUARY		2023	
HIGH	LOW	HIGH	LOW	HIGH	LOW
0.70389 (23/Jan)	0.69611 (23/Jan)	0.70627 (18/Jan)	0.66870 (03/Jan)	0.70627 (18/Jan)	0.66870 (03/Jan)

All price & chart based on Valbury MT4 Platform

NZD/USD

Interest Rate: 4.25% (NZ) / 4.25% - 4.50% (US)



DATE	OPEN	HIGH	LOW	RANGE	CLOSE	CHANGE	PREVIOUS
Jan 23	0.64699	0.64985	0.64367	61,8	0.64895	↑ 19,1	0.64704

WEEKLY		JANUARY		2023	
HIGH	LOW	HIGH	LOW	HIGH	LOW
0.64985 (23/Jan)	0.64367 (23/Jan)	0.65294 (18/Jan)	0.61903 (06/Jan)	0.65294 (18/Jan)	0.61903 (06/Jan)

USD/CAD

Interest Rate: 4.25% - 4.50% (US) / 4.25% (CA)



RESISTANCE	1.34856	
	1.34511	
	1.34100	
SUPPORT	1.33344	
	1.32999	
	1.32588	
SUGGESTION	BUY	---
	SELL	1.3375
	S/L	1.3410
	T/P:	1.3335 1.3300

DATE	OPEN	HIGH	LOW	RANGE	CLOSE	CHANGE	PREVIOUS
Jan 23	1.33799	1.34166	1.33410	75,6	1.33689	↓ 12,1	1.33810

WEEKLY		JANUARY		2023	
HIGH	LOW	HIGH	LOW	HIGH	LOW
1.34166 (23/Jan)	1.33410 (23/Jan)	1.36841 (03/Jan)	1.33205 (13/Jan)	1.36841 (03/Jan)	1.33205 (13/Jan)

All price & chart based on Valbury MT4 Platform

EURJPY

Interest Rate: 2.50% (EU) / -0.10% (JP)



RESISTANCE	144.161	
	143.117	
	142.550	
SUPPORT	140.939	
	139.895	
	139.328	
SUGGESTION	BUY	141.80
	SELL	---
	S/L	140.95
	T/P:	142.55 143.10

DATE	OPEN	HIGH	LOW	RANGE	CLOSE	CHANGE	PREVIOUS
Jan 23	140.787	142.073	140.462	161,1	141.983	↑ 132,1	140.662

WEEKLY		JANUARY		2023	
HIGH	LOW	HIGH	LOW	HIGH	LOW
142.073 (23/Jan)	140.462 (23/Jan)	142.844 (11/Jan)	137.377 (03/Jan)	142.844 (11/Jan)	137.377 (03/Jan)

GOLD (XAU/USD)



RESISTANCE	1964.63	
	1950.03	
	1940.47	
SUPPORT	1916.31	
	1901.71	
	1892.15	
SUGGESTION	BUY	1928.00
	SELL	---
	S/L	1916.00
	T/P:	1940.00 1950.00

DATE	OPEN	HIGH	LOW	RANGE	CLOSE	CHANGE	PREVIOUS
Jan 23	1926.84	1935.43	1911.27	24.16	1930.91	↑ 3.60	1927.31

WEEKLY		JANUARY		2023	
HIGH	LOW	HIGH	LOW	HIGH	LOW
1935.43 (23/Jan)	1911.27 (23/Jan)	1937.41 (20/Jan)	1823.61 (03/Jan)	1937.41 (20/Jan)	1823.61 (03/Jan)

All price & chart based on Valbury MT4 Platform

SILVER – XAG/USD



RESISTANCE	25.536	
	24.835	
	24.135	
SUPPORT	22.734	
	22.033	
	21.333	
SUGGESTION	BUY	23.40
	SELL	---
	S/L	22.75
	T/P:	24.15 24.80

DATE	OPEN	HIGH	LOW	RANGE	CLOSE	CHANGE	PREVIOUS
Jan 23	23.964	24.135	22.734	1.401	23.434	↓ 0.484	23.918

WEEKLY		JANUARY		2023	
HIGH	LOW	HIGH	LOW	HIGH	LOW
24.135 (23/Jan)	22.734 (23/Jan)	24.526 (03/Jan)	22.734 (23/Jan)	24.526 (03/Jan)	22.734 (23/Jan)

OIL WTI – CL-MAR/USD
(Exp. 17 February 2023)



DATE	OPEN	HIGH	LOW	RANGE	CLOSE	CHANGE	PREVIOUS
Jan 23	81.83	82.63	81.07	1.56	81.64	↓ 0.10	81.74

WEEKLY		JANUARY		2023	
HIGH	LOW	HIGH	LOW	HIGH	LOW
82.63 (23/Jan)	81.07 (23/Jan)	82.67 (18/Jan)	72.48 (05/Jan)	82.67 (18/Jan)	72.48 (05/Jan)

All price & chart based on Valbury MT4 Platform

PT. Valbury Asia Futures

Disclaimer

All contents of this report have been prepared by the Research Dept. of Valbury Asia Futures and are provided solely for informational purpose. We have taken reasonable measures to ensure the accuracy of the report, however, do not guarantee its accuracy and will not accept liability for any consequential loss or damage which may arise directly or indirectly from any use of the report.

Published by RESEARCH DEPARTMENT – PT VALBURY ASIA FUTURES
Menara Karya 9th Floor, Jl. HR Rasuna Said Blok X-5 Kav. 1-2 Jakarta 12950 Indonesia
Phone : +6221-25533777, Email: research@valbury.com